


Town of Florence



Budget *Fiscal Year 2011-2012*

Table of Contents

2010-2011 Budget Process Schedule	1
Budget and Tax Levy, Resolutions and Ordinances	4
Tentative Budget Adoption-Resolution No. 1290-11	5
Final Budget Adoption-Resolution No. 1291-11	7
Official Budget	8
Expenditure Limitation-Ordinance No. 557-11	19
Tax Levy Ordinance No. 558-11	21
Personnel	24
Organizational Chart	25
Compensation Plan-Resolution No. 1294-11B	26
Recommended Positions	31
Total Town Approved Positions	32
General Fund	35
General Fund Budget	36
General Fund Revenue	37
Budgets:	
Mayor and Council	40
Administration	44
Legal and Courts	48
Town Attorney	51
Finance	55
Grants	60
Human Resources	64
Planning	68
Police Administration	73
Police Support	78
Police Volunteer Program	82
Police Operations	86
Fire Administration	91
Fire Protection-Station 549	95
Fire Protection-548	100
Information Technology	106
Parks & Recreation Administration	110
Parks Maintenance	114
Aquatics	118
Recreation	121
Custodial Services	
Special Events	125
Senior Center	128
Library	133
Engineering	137
Facility Maintenance	141

(General Fund)	
General Government.....	144
Cemetery.....	147
Debt Service.....	150
Transfers Out.....	152
Enterprise Funds	156
Development Impact Fees.....	157
Sanitation.....	159
Water.....	161
Sewer.....	163
North Florence Water.....	165
North Florence Sewer.....	167
Florence Water Fund.....	169
Florence Sewer Fund.....	211
North Florence Sewer Fund.....	235
Sanitation Fund.....	253
Special Revenue Funds	258
Capital Projects Fund.....	259
Construction Tax Fund.....	264
Food Tax Fund.....	266
Highway User Fund.....	268
Other Special Revenue.....	307
Emergency Subsidy Fund.....	309
Economic Development Fund.....	310
Redevelopment Commission Fund.....	311
Revolving Loan Fund.....	312
Government Access Channel Fund.....	313
Judicial Collection Enhancement Fund.....	314
High School House Fund.....	316
Fill the Gap Fund.....	317
TOF Computer Automation Fee Fund.....	318
Downtown Redevelopment Fund.....	319
Southwest Gas Capital Expenditure Fund.....	320
Employee Incentive Fund.....	321
Senior Center Donation Fund.....	322
Library Building Fund.....	323
Impound Fund.....	324
Fire Donation Fund.....	
Historical Advisory Commission Fund.....	325
Library Gifts Fund.....	326
Police Donation Fund.....	327
Recreation Donations.....	328
Streetlight Improvement District No. 1.....	329
Streetlight Improvement District No. 2.....	330
Streetlight Improvement District No. 3.....	331

Grants.....	333
ACJC-HIDTA.....	334
State Special Project.....	335
REDI	336
CDBG	337
Recovery Act.....	338
Assistance to Firefighters.....	340
GOHS - Fire Department.....	341
Gaming	342
Rural Economic Development.....	
AZDOHS.....	
Department of Justice-BPV Grant.....	
CLG	344
ADOT LTAF II-Senior Transportation.....	345
ADOT T21-Main Street Program Enhancement.....	346
Library Grant.....	347
Library SGIA.....	348
ADOT-Main Street Streetscape Plan.....	349
FEMA Safer.....	
Non-Utility Development Impact Fees.....	355
Transportation.....	357
General Government.....	359
Public Works.....	361
Police.....	363
Fire.....	365
Parks.....	367
Library.....	369
Debt Service	371
NFID Special Improvement District.....	372
Fiduciary Fund	376
Florence Volunteer Firefighter's Pension Fund.....	377
Community Facilities Districts	379
MRCFD NO. 1.....	380
MRCFD NO. 1 Budget.....	381
MRCFD NO. 1 CIP Fund.....	387
MRCFD NO. 1 Debt Service Fund.....	389
MRCFD NO. 1 Administration Fund.....	391
MRCFD NO. 2	393
MRCFD NO. 2 Budget.....	394
MRCFD NO. 2 CIP Fund.....	400
MRCFD NO. 2 Debt Service Fund.....	402
MRCFD NO. 2 Administration Fund.....	409

2011-2012 Budget Process Schedule

SCHEDULE 2011/2012 FISCAL YEAR BUDGET PROCESS

Action	Date	Notes
Budget Development		
1..Capital Improvement Plan Update		
Departmental Request to Update	November 1, 2010	
Due to Finance Director	December 15, 2010	
2. Personnel		
Requested Positions for FY 11/12	November 1, 2010	
Due to Finance Director	December 15, 2010	
3. Delivery of Budget Worksheets		
Department Budget request due to Finance	November 12, 2010	
Department. One year budget	December 31, 2010	
4. Revenue, Wages and Debt Service		
Finance Director complete compilation of the revenue estimates, debt service, employee salary & benefit costs, etc. One year estimate.		
5. Review of department budget requests with (Internal Budget Staff)	March 7-11, 2011	
6. Budget Committee to review	March 25, 2011	
7. Budget Committee to review CIP	April 15, 2011	
8. Review of Health Insurance Data	April 15, 2011	
9. Delivery of budget books and Capital Improvement plan to Council	April 18, 2011	
10. Budget Committee over-view of Power Point Presentation for Council	April 22, 2011	
11. Conduct Town Council Work Session Personnel Capital Improvement Plan Budget	April 25, 2011	
11. Adopt Capital Improvement Plan Resolution 1289-11	June 6, 2011	

Tentative Budget Adoption:
Tentative Budget:

Adopt Resolution No. 1290-11	June 6, 2011
Ad to paper	June 3, 2011
Publish Schedule A-E	June 9, 2011
Publish	June 16, 2011
Notice of Special Meeting to Adopt Budget	
Notice of Final Budget Adoption	
Ad to paper	June 3, 2011
Publish	June 9 and 16, 2011
Expenditure Limitation Document:	
Adopt Expenditure Limitation	June 6, 2011
Ordinance #557-11	
(adopt limitation)	
Final Budget:	
Final Budget Adoption	June 20, 2011
Adopt Resolution No. 1291-11	
Public Hearing to Increase Primary Property Taxes:	
First Reading of the Ordinance No. 558-11	June 6, 2011
First Public Hearing (Discussion)	June 20, 2011
Truth in Taxation	Ads to the paper
Press Release	Florence Reminder
TNT Hearing Ad	May 27, 2011
Publish date:	Florence Reminder
Publish date:	Florence Reminder
Publish date:	June 2, 2011
Publish date:	June 9, 2011
Levy of Property Tax	June 20, 2011
Adopt Ordinance No. 558-11- <i>Requires Roll Call Vote</i>	
Forward Levy and Documents to	
Property Tax Oversight Commission	June 21 2011
Forward certified copy of tax levy	
Ordinance to Pinal County	June 24 2011

Budget and Tax Levy, Resolutions and Ordinances

RESOLUTION NO. 1290-11

A RESOLUTION OF THE TOWN OF FLORENCE, PINAL COUNTY, ARIZONA, ADOPTING THE TENTATIVE ESTIMATES OF THE AMOUNT REQUIRED FOR THE PUBLIC EXPENSE FOR THE TOWN OF FLORENCE FOR FISCAL YEAR 2011-2012; ADOPTING A TENTATIVE ANNUAL BUDGET; SETTING FORTH THE RECEIPTS, EXPENDTURES AND THE AMOUNT PROPOSED TO BE EXPENDED FOR VARIOUS PURPOSES; GIVING NOTICE OF THE TIME FOR PUBLIC HEARING FOR TAXPAYERS ON THE ADOPTION OF THE FINAL BUDGET; ADOPTING THE BUDGET IN ACCORDANCE WITH THE LOCAL EXPENDITURE LIMITATION ORDINANCE; DECLARING AN EMERGENCY.

BE IT RESOLVED BY THE MAYOR AND COUNCIL OF THE TOWN OF FLORENCE, ARIZONA, AS FOLLOWS:

Section 1. Authorization for Adoption

THAT the statement and schedules contained in Exhibit A-E are hereby adopted for the purpose as hereinafter set forth as the Tentative Annual Budget for the Town of Florence, Arizona for the Fiscal Year 2011-2012.

Section 2. Authorization for Publication of Estimates and Notice

THAT the Town Clerk be and hereby is authorized and directed to publish in the manner prescribed by law, the estimates of expenditures, as set forth in Exhibit A-E, together with a notice that the Council will meet for the purpose of the Final Hearing of Taxpayers comments and for adoption of the 2011-2012 ANNUAL BUDGET, for the Town of Florence, Arizona, on the 20th day of June, 2011 at the hour of 6:00 p.m. in the Council Chambers, in the Town Hall of Florence, Arizona.

Section 3. Authorization for Contingency Expenditures

UPON recommendation by the Town Manager and approval of the Mayor and Council, appropriations and expenditures may be made for contingencies.

Section 4. Authorization for Use of Funds

MONEY from any fund may be used for any of these specified appropriations except money specifically restricted by the State of Arizona or by Town ordinance or resolution.

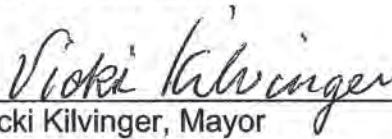
Section 5. Statement and Schedules of the Annual Budget

The statements and schedules of the Annual Budget are attached, hereto, as Exhibit A-E and by reference made a part hereof.

Section 6. Emergency Clause

WHEREAS, it is necessary for the preservation of the peace, health, and safety, of the Town of Florence, Arizona, an emergency is declared to exist and this Resolution shall be effective immediately upon its passage and adoption.


PASSED AND ADOPTED this 6th day of June 2011.


Vicki Kilvinger, Mayor

ATTEST:


Lisa Garcia, Town Clerk

APPROVED AS TO FORM:


James E. Mannato, Town Attorney

TOWN OF FLORENCE
Summary Schedule of Estimated Revenues and Expenditures/Expenses
Fiscal Year 2012

FUND	ADOPTED BUDGETED EXPENDITURES/EXPENSES* 2011	ACTUAL EXPENDITURES/EXPENSES ** 2011	FUND BALANCE/ NET ASSETS*** July 1, 2011**	PROPERTY TAX REVENUES 2012	ESTIMATED REVENUES OTHER THAN PROPERTY TAXES 2012	OTHER FINANCING 2012		INTERFUND TRANSFERS 2012		TOTAL FINANCIAL RESOURCES AVAILABLE 2012	BUDGETED EXPENDITURES/EXPENSES 2012
						SOURCES	<USES>	IN	<OUT>		
1. General Fund	\$ 10,472,241	\$ 9,667,250	\$ 8,836,500	Primary: \$ 742,281 Secondary: 293,611	\$ 8,585,612	\$	\$	\$ 1,061,385	\$	\$ 19,225,778	\$ 11,061,298
2. Special Revenue Funds	19,663,979	3,345,200	16,720,811		5,348,008			724,367	5,274,889	17,811,908	14,669,271
3. Debt Service Funds Available	95,644	176,743	93,424		55,500				10,200	138,724	76,617
4. Less: Amounts for Future Debt Retirement											
5. Total Debt Service Funds	95,644	176,743	93,424		55,500				10,200	138,724	76,617
6. Capital Projects Funds	4,842,829	722,082	6,390,418		1,550,000			4,835,000	465,394	12,310,024	4,812,322
7. Permanent Funds	10,000	10,500	288,193							288,193	10,500
8. Enterprise Funds Available	12,525,523	4,582,638	10,240,906		8,439,950			95,000	965,269	17,810,587	13,197,692
9. Less: Amounts for Future Debt Retirement											
10. Total Enterprise Funds	12,525,523	4,582,638	10,240,906		8,439,950			95,000	965,269	17,810,587	13,197,692
11. Internal Service Funds											
12. TOTAL ALL FUNDS	\$ 47,610,216	\$ 18,504,413	\$ 42,570,252	\$ 1,035,892	\$ 23,979,070	\$	\$	\$ 6,715,752	\$ 6,715,752	\$ 67,585,214	\$ 43,827,700

	2011	2012
EXPENDITURE LIMITATION COMPARISON		
1. Budgeted expenditures/expenses	\$ 47,610,216	\$ 43,827,700
2. Add/subtract: estimated net reconciling items		
3. Budgeted expenditures/expenses adjusted for reconciling items	47,610,216	43,827,700
4. Less: estimated exclusions		
5. Amount subject to the expenditure limitation	\$ 47,610,216	\$ 43,827,700
6. EEC or voter-approved alternative expenditure limitation	\$	\$

The city/town does not levy property taxes and does not have special assessment districts for which property taxes are levied. Therefore, Schedule B has been omitted.

* Includes Expenditure/Expense Adjustments Approved in current year from Schedule E.
 ** Includes actual amounts as of the date the proposed budget was prepared, adjusted for estimated activity for the remainder of the fiscal year.
 *** Amounts in this column represent Fund Balance/Net Asset amounts except for amounts not in spendable form (e.g., prepaids and inventories) or legally or contractually required to be maintained intact (e.g., principal of a permanent fund).

RESOLUTION NO. 1291-11

A RESOLUTION OF THE MAYOR AND TOWN COUNCIL OF THE TOWN OF FLORENCE, PINAL COUNTY, ARIZONA, ADOPTING THE BUDGET FOR THE FISCAL YEAR 2011-2012.

BE IT RESOLVED by the Council of the Town of Florence, Arizona, as follows:

WHEREAS, in accordance with the provisions of Title 42, Sections 17101, 17102, 17103, 17104, and 17105, A.R.S., the Town Council did, on June 6, 2011, make an estimate of the different amounts required to meet the public expenditures for the ensuing year, also an estimate of revenue from sources other than direct taxation, and the amount to be raised by taxation upon real and personal property of the Town of Florence; and

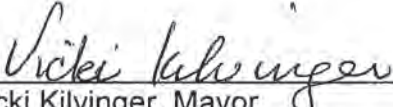
WHEREAS, in accordance with said sections of said title, and following due public notice, the Council met on June 20, 2011, at which meeting any taxpayer was privileged to appear and be heard in favor of or against any of the proposed expenditures of tax levies; and

WHEREAS, it appears that publication has been duly made as required by law, of said estimates together with a notice that the Town Council would meet on June 20, 2011, at the office of the Council for the purpose of hearing taxpayers and making tax levies as set forth in said estimates; and


WHEREAS, it appears that the sum to be raised by taxation, as specified therein, does not in the aggregate amount exceed that amount as computed pursuant to A.R.S. §42-17051.

THEREFORE, BE IT RESOLVED that the said estimates of revenue and expenditures shown on the accompanying schedules, as now increased, reduced, or changed are hereby adopted as the budget of the Town of Florence, Arizona for the Fiscal Year 2011-2012.


PASSED AND ADOPTED by the Town of Florence this 20th day of June 2011.



Vicki Kilvinger, Mayor

ATTEST:


Lisa Garcia, Town Clerk

APPROVED AS TO FORM:


James E. Mannato, Town Attorney

TOWN OF FLORENCE
Summary Schedule of Estimated Revenues and Expenditures/Expenses
Fiscal Year 2012

FUND	ADOPTED BUDGETED EXPENDITURES/EXPENSES* 2011	ACTUAL EXPENDITURES/EXPENSES ** 2011	FUND BALANCE/ NET ASSETS*** July 1, 2011**	PROPERTY TAX REVENUES 2012		ESTIMATED REVENUES OTHER THAN PROPERTY TAXES 2012	OTHER FINANCING 2012		INTERFUND TRANSFERS 2012		TOTAL FINANCIAL RESOURCES AVAILABLE 2012	BUDGETED EXPENDITURES/EXPENSES 2012
				Primary: 742,281 \$	Secondary: 293,611		SOURCES <USES>	<OUT>	IN			
1. General Fund	\$ 10,472,241	\$ 9,667,250	\$ 8,836,500	\$ 742,281	\$ 293,611	\$ 8,585,612	\$	\$ 1,061,385	\$	\$ 19,225,778	\$ 11,061,298	
2. Special Revenue Funds	19,663,979	3,345,200	16,720,811			5,345,008		724,367	5,274,889	17,811,908	14,669,271	
3. Debt Service Funds Available	95,644	176,743	93,424			55,500			10,200	138,724	76,617	
4. Less: Amounts for Future Debt Retirement												
5. Total Debt Service Funds	95,644	176,743	93,424			55,500			10,200	138,724	76,617	
6. Capital Projects Funds	4,842,829	722,082	6,390,418			1,550,000		4,835,000	465,394	12,310,024	4,812,322	
7. Permanent Funds	10,000	10,500	288,193							288,193	10,500	
8. Enterprise Funds Available	12,525,523	4,582,638	10,240,906			8,439,950		95,000	965,269	17,810,587	13,197,692	
9. Less: Amounts for Future Debt Retirement												
10. Total Enterprise Funds	12,525,523	4,582,638	10,240,906			8,439,950		95,000	965,269	17,810,587	13,197,692	
11. Internal Service Funds												
12. TOTAL ALL FUNDS	\$ 47,610,216	\$ 18,504,413	\$ 42,570,252	\$ 1,035,892	\$	\$ 23,979,070	\$	\$ 6,715,752	\$ 6,715,752	\$ 67,585,214	\$ 43,827,700	

EXPENDITURE LIMITATION COMPARISON		2011	2012
1. Budgeted expenditures/expenses		\$ 47,610,216	\$ 43,827,700
2. Add/subtract: estimated net reconciling items			
3. Budgeted expenditures/expenses adjusted for reconciling items		47,610,216	43,827,700
4. Less: estimated exclusions			
5. Amount subject to the expenditure limitation		\$ 47,610,216	\$ 43,827,700
6. EEC or voter-approved alternative expenditure limitation		\$	\$

The city/town does not levy property taxes and does not have special assessment districts for which property taxes are levied. Therefore, Schedule B has been omitted.

* Includes Expenditure/Expense Adjustments Approved in current year from Schedule E.

** Includes actual amounts as of the date the proposed budget was prepared, adjusted for estimated activity for the remainder of the fiscal year.

*** Amounts in this column represent Fund Balance/Net Asset amounts except for amounts not in spendable form (e.g., prepaids and inventories) or legally or contractually required to be maintained intact (e.g., principal of a permanent fund).

TOWN OF FLORENCE
Summary of Tax Levy and Tax Rate Information
Fiscal Year 2012

	2011	2012
1. Maximum allowable primary property tax levy. A.R.S. §42-17051(A)	\$ 684,745	\$ 742,281
2. Amount received from primary property taxation in the current year in excess of the sum of that year's maximum allowable primary property tax levy. A.R.S. §42-17102(A)(18)	\$	
3. Property tax levy amounts		
A. Primary property taxes	\$ 684,745	\$ 742,281
B. Secondary property taxes		
C. Total property tax levy amounts	\$ 684,745	\$ 742,281
4. Property taxes collected*		
A. Primary property taxes		
(1) Current year's levy	\$ 660,000	
(2) Prior years' levies	18,000	
(3) Total primary property taxes	\$ 678,000	
B. Secondary property taxes		
(1) Current year's levy	\$	
(2) Prior years' levies		
(3) Total secondary property taxes	\$	
C. Total property taxes collected	\$ 678,000	
5. Property tax rates		
A. City/Town tax rate		
(1) Primary property tax rate	0.9423	1.0413
(2) Secondary property tax rate		
(3) Total city/town tax rate	0.9423	1.0413

B. Special assessment district tax rates
 Secondary property tax rates - As of the date the proposed budget was prepared, the city/town was operating 3 special assessment districts for which secondary property taxes are levied. For information pertaining to these special assessment districts and their tax rates, please contact the city/town.

* Includes actual property taxes collected as of the date the proposed budget was prepared, plus estimated property tax collections for the remainder of the fiscal year.

TOWN OF FLORENCE
Summary by Fund Type of Revenues Other Than Property Taxes
Fiscal Year 2012

SOURCE OF REVENUES	ESTIMATED REVENUES 2011	ACTUAL REVENUES* 2011	ESTIMATED REVENUES 2012
GENERAL FUND			
Local taxes			
Sales	\$ 1,815,000	\$ 1,850,000	\$ 1,850,000
Use			
Licenses and permits			
Licenses and Permits	331,500	294,000	211,500
Franchise Fees and Taxes	379,000	367,600	379,000
Intergovernmental			
State Shared Sales Tax	1,540,208	1,475,000	1,931,962
State Shared Income Tax	1,997,942	1,997,942	2,155,346
Auto Lieu Tax	1,277,679	1,239,500	1,128,057
Salt River Lieu Tax		11	10
Charges for services			
General Government	172,596	109,600	81,035
Engineering Fees	154,750	24,800	38,000
Civil Engineering Fees	46,800	20,114	40,000
Community Development Fees	63,000	150,545	57,000
Cemetery Fees	11,000	10,700	11,000
Police Fees	178,850	136,000	168,800
Parks and Recreation Fees	62,800	60,127	59,500
Fire Fees	61,600	93,765	90,500
Library Fees	62,600	66,045	64,000
Senior Fees	14,600	14,850	16,400
Fines and forfeits			
Fines and forfeits	134,050	152,560	155,560
Interest on investments			
Interest Income	100,000	100,000	100,000
In-lieu property taxes			
Contributions			
Miscellaneous			
Miscellaneous	40,820	58,704	47,942
Total General Fund	\$ 8,444,795	\$ 8,221,863	\$ 8,585,612

* Includes actual revenues recognized on the modified accrual or accrual basis as of the date the proposed budget was prepared, plus estimated revenues for the remainder of the fiscal year.

TOWN OF FLORENCE
Summary by Fund Type of Revenues Other Than Property Taxes
Fiscal Year 2012

SOURCE OF REVENUES	ESTIMATED REVENUES 2011	ACTUAL REVENUES* 2011	ESTIMATED REVENUES 2012
SPECIAL REVENUE FUNDS			
Highway User Gas Tax	\$ 1,708,810	\$ 1,589,326	\$ 1,472,361
Transportation Excise Tax	1,230,000	1,166,000	1,166,000
Other HURF Revenue	56,500	53,625	44,100
	\$ 2,995,310	\$ 2,808,951	\$ 2,682,461
Construction Tax Fund	\$ 185,000	\$ 53,600	\$ 187,000
Food Tax Fund	201,000	188,300	196,600
Emergency Subsidy Fund	2,500	1,600	1,000
Economic Development Fund	1,500	1,000	500
	\$ 390,000	\$ 244,500	\$ 385,100
Redevelopment Fund	\$ 30	\$	\$
Revolving Loan Fund	3,100	2,500	2,500
Government Access Channel	5,300	6,250	6,000
Judicial Collection Fund	3,140	3,140	3,200
	\$ 11,570	\$ 11,890	\$ 11,700
High School House Fund	\$ 50,500	\$ 222	\$
Fill the Gap Fund	600	960	1,060
Southwest Gas Capital Expenditure Fund	72,000	51,600	53,000
Downtown Redevelopment Fund	2,350	2,470	1,600
	\$ 125,450	\$ 55,252	\$ 55,660
Employee Incentive Fund	\$ 5,010	\$ 863	\$
Senior Donation Fund	4,100	2,600	
Library Building Fund	10	4	
Impound Fund	2,020	1,385	2,035
	\$ 11,140	\$ 4,852	\$ 2,035
Recreation Donation Fund	\$ 200	\$ 125	\$
Police Donation Fund	4	708	
Streetlight Improvement District #1	1,000	1,000	1,000
Streetlight Improvement District #2	800	2,000	2,500
	\$ 2,004	\$ 550	\$ 700
Streetlight Improvement District #3	\$ 200	\$ 66,550	\$ 42,424
ACJC-HIDTA Grant	35,231	63,410	63,615
Library SGIA Grant	21,770	1,770	1,770
State Special Projects Grant	300,000		300,000
	\$ 357,201	\$ 131,730	\$ 407,809
REDI Grant	\$ 15,000	\$	\$
CDBG Grant	283,334	2,075	544,235
Recovery Act Grants	25,550	193,531	
CLG Grants	1,500	1,500	
	\$ 325,384	\$ 197,106	\$ 544,235
Gaming Grants	\$ 130,000	\$ 65,000	\$
Assistance to Firefighters Grant	73,530		65,331
ADOT LTAF II Senior Transportation		20,710	
ADOT LTAF II Main Street	100		100
	\$ 203,630	\$ 85,710	\$ 65,431
ADOT Main Street Streetscape Plan	\$ 403,870	\$	\$ 403,870
Department of Justice-COPS	65,271	3,166	
2010 Homeland Security Program	739,275		280,000
Pinal County-EECBG	42,800		
	\$ 1,251,216	\$ 3,166	\$ 683,870
2009 TIGER Grant	\$ 2,980,800	\$	\$
ADOT Heritage Park Pedestrian Access	750,000		

TOWN OF FLORENCE
Summary by Fund Type of Revenues Other Than Property Taxes
Fiscal Year 2012

SOURCE OF REVENUES	ESTIMATED REVENUES 2011	ACTUAL REVENUES* 2011	ESTIMATED REVENUES 2012
Transportation Impact Fees	52,000	3,500	3,500
General Government Impact Fees	179,200	73,450	94,600
	\$ 3,962,000	\$ 76,950	\$ 98,100
Public Works Impact Fees	\$	\$ 200	\$ 100
Police Impact Fees	196,800	81,005	103,900
Fire/EMS Impact Fees	236,800	94,725	119,900
Parks Impact Fees	180,400	71,275	93,700
	\$ 614,000	\$ 247,205	\$ 317,600
Library	88,700	\$ 35,525	\$ 45,700
Historical Advisory Commission		301	
FEMA Safer Grant			47,607
GOHS Grant-Fire		118	
Rural Economic Development Grant		33,000	
	\$ 88,700	\$ 68,944	\$ 93,307
Total Special Revenue Funds	\$ 10,337,605	\$ 3,936,806	\$ 5,348,008

* Includes actual revenues recognized on the modified accrual or accrual basis as of the date the proposed budget was prepared, plus estimated revenues for the remainder of the fiscal year.

TOWN OF FLORENCE
Summary by Fund Type of Revenues Other Than Property Taxes
Fiscal Year 2012

SOURCE OF REVENUES	ESTIMATED REVENUES 2011	ACTUAL REVENUES* 2011	ESTIMATED REVENUES 2012
DEBT SERVICE FUNDS			
North Florence Improvement District #1	\$ 109,000	\$ 55,818	\$ 55,500
_____	_____	_____	_____
_____	_____	_____	_____
_____	\$ 109,000	\$ 55,818	\$ 55,500
Total Debt Service Funds	\$ 109,000	\$ 55,818	\$ 55,500
CAPITAL PROJECTS FUNDS			
CIP Fund	\$ 1,225,000	\$ 1,143,500	\$ 1,550,000
_____	_____	_____	_____
_____	_____	_____	_____
_____	\$ 1,225,000	\$ 1,143,500	\$ 1,550,000
Total Capital Projects Funds	\$ 1,225,000	\$ 1,143,500	\$ 1,550,000

* Includes actual revenues recognized on the modified accrual or accrual basis as of the date the proposed budget was prepared, plus estimated revenues for the remainder of the fiscal year.

TOWN OF FLORENCE
Summary by Fund Type of Revenues Other Than Property Taxes
Fiscal Year 2012

SOURCE OF REVENUES	ESTIMATED REVENUES 2011	ACTUAL REVENUES* 2011	ESTIMATED REVENUES 2012
PERMANENT FUNDS			
Fireman's Pension Fund	\$ 16,000	\$	\$
	\$ 16,000	\$	\$
Total Permanent Funds	\$ 16,000	\$	\$
ENTERPRISE FUNDS			
Florence Water Fund	\$ 2,869,600	\$ 2,817,540	\$ 2,943,000
Florence Sewer Fund	4,837,800	2,668,600	4,069,500
North Florence Sewer Fund	351,000	368,000	386,000
Sanitation Fund	922,950	979,200	1,025,600
	\$ 8,981,350	\$ 6,833,340	\$ 8,424,100
Sanitation Impact Fees	\$ 25,100	\$ 9,525	\$ 12,650
Florence Water Impact Fees	15,320	1,025	500
Florence Sewer Impact Fees	20,420	2,500	2,500
North Florence Water Impact Fees	100	100	100
	\$ 60,940	\$ 13,150	\$ 15,750
North Florence Sewer Impact Fees	\$ 200	\$ 100	\$ 100
	\$ 200	\$ 100	\$ 100
Total Enterprise Funds	\$ 9,042,490	\$ 6,846,590	\$ 8,439,950
TOTAL ALL FUNDS	\$ 29,174,890	\$ 20,204,577	\$ 23,979,070

* Includes actual revenues recognized on the modified accrual or accrual basis as of the date the proposed budget was prepared, plus estimated revenues for the remainder of the fiscal year.

TOWN OF FLORENCE
Summary by Fund Type of Other Financing Sources/<Uses> and Interfund Transfers
Fiscal Year 2012

FUND	OTHER FINANCING 2012		INTERFUND TRANSFERS 2012	
	SOURCES	<USES>	IN	<OUT>
GENERAL FUND				
Highway User Fund	\$	\$	\$ 259,427	\$
Water Fund			349,045	
Sewer Fund			254,059	
NF Sewer Fund			30,414	
Sanitation Fund			61,751	
Revolving Loan Fund			4,000	
Streetlight Improvement District #1			3,250	
Streetlight Improvement District #2			3,250	
Streetlight Improvement District #3			3,250	
CDBG Grant #216			82,739	
North Florence Improvement District #1			10,200	
Total General Fund	\$	\$	\$ 1,061,385	\$
SPECIAL REVENUE FUNDS				
Highway User Fund	\$	\$	\$ 9,750	\$ 383,650
State Special Projects Fund #212			99,810	
Main Street Grant # 283			24,413	
CDBG Grant #216			125,000	82,739
AFG Grants			3,438	
CLG Grant			1,500	
Gaming Grant			64,442	
2010 Homeland Security			196,014	
Construction Tax Fund				3,450,000
Food Tax Fund				1,335,000
Revolving Loan Fund				4,000
Streetlight Improvement District #1				6,500
Streetlight Improvement District #2				6,500
Streetlight Improvement District #3				6,500
Police Impact Fee Fund			200,000	
Total Special Revenue Funds	\$	\$	\$ 724,367	\$ 5,274,889
DEBT SERVICE FUNDS				
North Florence Improvement District #1	\$	\$	\$	\$ 10,200
Total Debt Service Funds	\$	\$	\$	\$ 10,200
CAPITAL PROJECTS FUNDS				
AFG Grants	\$	\$	\$	\$ 3,438
CLG Grant				1,500
Gaming Grant				64,442
2010 Homeland Security				196,014
CIP Fund #11			50,000	
Construction Tax Fund			3,450,000	
Food Tax Fund			1,335,000	
Police Impact Fee Fund				200,000

TOWN OF FLORENCE
Summary by Fund Type of Other Financing Sources/<Uses> and Interfund Transfers
Fiscal Year 2012

FUND	OTHER FINANCING 2012		INTERFUND TRANSFERS 2012	
	SOURCES	<USES>	IN	<OUT>
Total Capital Projects Funds	\$	\$	\$ 4,835,000	\$ 465,394
PERMANENT FUNDS				
	\$	\$	\$	\$
Total Permanent Funds	\$	\$	\$	\$
ENTERPRISE FUNDS				
Water Fund	\$	\$	\$ 95,000	\$ 474,045
Sewer Fund				254,059
NF Sewer Fund				30,414
Sanitation Fund				111,751
Water Impact Fee Fund				95,000
Total Enterprise Funds	\$	\$	\$ 95,000	\$ 965,269
INTERNAL SERVICE FUNDS				
	\$	\$	\$	\$
Total Internal Service Funds	\$	\$	\$	\$
TOTAL ALL FUNDS	\$	\$	\$ 6,715,752	\$ 6,715,752

TOWN OF FLORENCE
Summary by Department of Expenditures/Expenses Within Each Fund Type
Fiscal Year 2012

FUND/DEPARTMENT	ADOPTED BUDGETED EXPENDITURES/ EXPENSES 2011	EXPENDITURE/ EXPENSE ADJUSTMENTS APPROVED 2011	ACTUAL EXPENDITURES/ EXPENSES* 2011	BUDGETED EXPENDITURES/ EXPENSES 2012
GENERAL FUND				
Town Council	\$ 94,593	\$	\$ 88,523	\$ 209,442
Administration	575,960		575,882	630,825
Courts	254,700		248,749	265,550
Legal	158,324		158,420	191,260
Finance	669,260		601,271	655,985
Grants	117,623		121,055	125,645
Human Resources	161,150		160,779	173,545
Community Development	611,050		623,560	660,800
Police	3,304,441		2,977,468	3,423,964
Fire	1,844,758		1,880,610	2,039,297
Information Technology	433,290		414,630	475,975
Parks & Recreation	1,099,225		941,540	1,188,392
Library	284,467		236,068	304,698
Engineering	202,300		115,000	209,325
Facility Maintenance	199,125		173,130	68,820
General Government	435,350		341,600	414,000
Cemetery	26,625		8,965	23,775
Total General Fund	\$ 10,472,241	\$	\$ 9,667,250	\$ 11,061,298
SPECIAL REVENUE FUNDS				
Highway User	\$ 6,060,950	\$	\$ 2,811,986	\$ 5,537,635
Construction Tax				
Food Tax				
Clean-up	5,000			
Emergency Subsidy	225,000		32,595	193,644
Economic Development	144,000		84,417	60,076
Redevelopment	1,000			
EDDP Fund-Revolving Loan	353,000		7,500	348,000
Government Access Channel	37,800		1,500	34,747
Judicial Collection	2,000		2,000	1,850
High School House Fund			355	
Fill the Gap	4,010		4,010	2,861
Computer Automation Fund			344	
Downtown Redevelopment	20,000			20,000
Southwest Gas Capital Fund	72,000			53,000
Employee Incentive	5,000		3,766	
Senior Donation	17,000		4,000	
Library Building				
Impound	5,545		390	5,000
Historical Advisory				
Library Gifts			1,570	
Police Donations Fund	800		123	
Recreation Donation	21,617			21,692
Street Light Improvement District #1	70,100		21,600	79,100
Street Light Improvement District #2	75,100		23,100	80,100
Street Light Improvement District #3	12,500		10,500	18,000
HIDTA Grant #205	35,231		63,410	63,615
State Special Projects Grant #212	433,550			399,810
REDI Grant	22,500			
Recovery Act Grant	25,550		196,998	
Gaming Grants	258,884			
GOHS-Fire Grant			118	
CLG	3,000		1,500	3,000
Gaming Grants			1,489	129,442
Rural Economic Development Grant			31,350	
Arizona Department of Homeland Security				476,014

Assistance to Firefighters Grant #1	77,400			68,769
NHRPC-Electronics Records				
ADOT LTAF II-Senior Transp.	21,112		28,475	12,051
ADOT LTAF II-Main Street	55,269			55,209
Library Grants				
Library SGIA Grant	21,770		3,697	1,770
Homeland Security Program	1,478,549			
ADOT-Main Street Streetscape	428,283			428,283
Pinal County-EECBG	48,000			
Department of Justice-COPS	65,271		6,332	
ADOT-Heritage Park Pedestrian	795,334			
TIGER Grant	2,518,292			
CDBG Grants	283,334		2,075	586,496
FEMA Safer Grant				47,607
Transportation Impact Fee	220,000			429,000
General Government Impact Fees	1,390,000			1,435,000
Public Works Impact Fee	33,228			33,500
Police Impact Fees	1,476,000			910,000
Fire/EMS Impact Fees	1,761,000			1,250,000
Parks Impact Fees	1,080,000			1,080,000
Library Impact Fee				804,000
Total Special Revenue Funds	\$ 19,663,979	\$	\$ 3,345,200	\$ 14,669,271
DEBT SERVICE FUNDS				
North Florence Improvement District	\$ 95,644	\$	\$ 176,743	\$ 76,617
Total Debt Service Funds	\$ 95,644	\$	\$ 176,743	\$ 76,617
CAPITAL PROJECTS FUNDS				
Capital Improvement Projects	\$ 4,842,829	\$	\$ 722,082	\$ 4,812,322
Total Capital Projects Funds	\$ 4,842,829	\$	\$ 722,082	\$ 4,812,322
PERMANENT FUNDS				
Fireman's Pension	\$ 10,000	\$	\$ 10,500	\$ 10,500
Total Permanent Funds	\$ 10,000	\$	\$ 10,500	\$ 10,500
ENTERPRISE FUNDS				
Water Fund	\$ 5,787,650	\$	\$ 1,705,300	\$ 6,762,363
Sewer Fund	5,181,798		2,007,263	5,311,894
North Florence Sewer Fund	457,950		287,600	415,770
Sanitation Fund	638,925		582,475	667,665
Water Impact Fees	105,000			10,000
Sewer Impact Fees	330,000			10,000
Sanitation Impact Fees				10,000
North Florence Water Impact Fees	11,200			5,000
North Florence Sewer Impact Fees	13,000			5,000
Total Enterprise Funds	\$ 12,525,523	\$	\$ 4,582,638	\$ 13,197,692
INTERNAL SERVICE FUNDS				
	\$	\$	\$	\$
Total Internal Service Funds	\$	\$	\$	\$
TOTAL ALL FUNDS	\$ 47,610,216	\$	\$ 18,504,413	\$ 43,827,700

* Includes actual expenditures/expenses recognized on the modified accrual or accrual basis as of the date the proposed budget was prepared, plus estimated expenditures/expenses for the remainder of the fiscal year.

TOWN OF FLORENCE

ORDINANCE NO. 557-11

AN ORDINANCE OF THE TOWN OF FLORENCE, PINAL COUNTY, ARIZONA, ADOPTING A LOCAL ALTERNATIVE EXPENDITURE LIMITATION FOR THE TOWN FOR THE FISCAL YEAR 2011-2012 AND DECLARING AN EMERGENCY.

WHEREAS, the provisions of Resolution No. 1207-09, dated the 19th day of October 2009, as approved by a majority of the Town's qualified electors at the Town's Primary Election held on March 9, 2010, authorized the Mayor and Council to adopt annually by ordinance a local budget for the ensuing fiscal year; and

WHEREAS, the Town Council and Town Manager have prepared a tentative budget for the Town and set forth estimated available revenues from existing revenue sources from which the Town may operate and provide services.

NOW, THEREFORE, BE IT ORDAINED BY THE MAYOR AND TOWN COUNCIL OF THE TOWN OF FLORENCE, ARIZONA, AS FOLLOWS:

Section 1: An expenditure limitation in the total sum of **\$43,827,700** is hereby adopted to apply to the Town's budget for the Fiscal Year 2011-2012. The sum is derived from estimated available revenues, from existing revenue sources.

Section 2: Notwithstanding any provisions of Section 1 above to the contrary, the Town may make expenditures in excess of said expenditure limitation to the extent that such excess sums are derived from new revenue sources arising during the said fiscal year after the date on which the Ordinance is adopted. However, such excess expenditures may not exceed the amount of additional revenue received.

Section 3: In the context of this Ordinance, the "Revenue" shall not include money obtained by the Town from grants awarded by Federal, State, Regional, or other agencies and organizations, and such grants are hereby excluded from any expenditure limitation adopted herein.

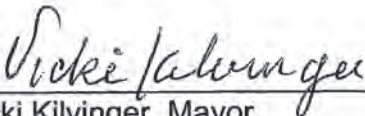
Section 4: No expenditure may be made by the Town in violation of the provision of the Ordinance.

Section 5: The provisions of the Ordinance are hereby declared to be severable, and if any of its sections, provisions, sentences, phrases, or parts be

held unconstitutional or void by any court of competent jurisdiction the remaining portions of the Ordinance shall continue in full force and effect; it being the legislative intent now hereby declared that this Ordinance would have been included therein.

Section 6: The immediate operation of this Ordinance is necessary for preservation of the public peace, health and safety of the Town of Florence, and an emergency is hereby declared to exist; and this Ordinance shall be in full force and effect from the date of passage and approval by the Mayor and Council or the Town of Florence and publication as required by the laws of the State of Arizona, and as a result this ordinance is hereby declared to be exempt from the referendum provision of the constitution and laws of the State of Arizona.

PASSED AND ADOPTED BY THE MAYOR AND TOWN COUNCIL of the Town of Florence, Arizona, the 6th of June 2011, by the affirmative vote of **three fourths (3/4)** of the members of the Town Council of the Town of Florence, Arizona.




Vicki Kilvinger, Mayor

ATTEST:



Lisa Garcia, Town Clerk

APPROVED AS TO FORM:



James Mannato, Town Attorney

ORDINANCE NO. 558-11

AN ORDINANCE OF THE TOWN OF FLORENCE, PINAL COUNTY, ARIZONA, LEVYING THE ASSESSED VALUATION OF THE PROPERTY WITHIN THE TOWN OF FLORENCE SUBJECT TO TAXATION OF CERTAIN SUM UPON EACH ONE HUNDRED DOLLARS (\$100.00) OF VALUATION SUFFICIENT TO RAISE THE AMOUNT ESTIMATED TO BE RECEIVED FROM FUNDS FOR GENERAL MUNICIPAL EXPENSES FOR THE FISCAL YEAR ENDING THE 30TH DAY OF JUNE 2012.

WHEREAS, pursuant to A.R.S. §42-17151, the Ordinance levying a primary property tax rate for the Fiscal Year 2011-2012 is required to be adopted no later than the third Monday in August; and

WHEREAS, the County of Pinal, is now the assessing and collecting authority for the Town of Florence. The Town Clerk is hereby directed to transmit a certified copy of the Ordinance to the Assessor and Board of Supervisors of Pinal County, Arizona.

NOW, THEREFORE, BE IT ORDAINED BY THE MAYOR AND TOWN COUNCIL OF THE TOWN OF FLORENCE, ARIZONA, AS FOLLOWS:

Section 1: There is hereby levied on each one hundred dollars (\$100.00) of the assessed value of all property, both real and personal, within the corporate limits of the Town of Florence, except such property as may by law be exempt from taxation, a primary property tax rate sufficient to raise the sum of **\$742,281** for the purpose of providing a General Fund of the Town of Florence, for the Fiscal Year ending on the 30th day of June 2012, but if the said sum exceeds the maximum levy allowed by law, the Board of Supervisors of Pinal County, is hereby authorized to reduce the said sum to the maximum which is allowed by law.

Section 2: There is hereby levied on each one hundred dollars (\$100.00) of the assessed value of all property, both real and personal, within the corporate limits of the Anthem at Merrill Ranch Street Lighting District No.1, Town of Florence, except such property as may by law be exempt from taxation, a secondary property tax rate of **\$1.20** per \$100 of NAV for the purpose of providing operations and maintenance for the Anthem at Merrill Ranch Street Light Improvement District No. 1 for the Fiscal Year ending on the 30th day of June 2012, but if the said sum exceeds the maximum levy allowed by law, the Board of Supervisors of Pinal County, is hereby authorized to reduce the said sum to the maximum which is allowed by law.

Section 3: There is hereby levied on each one hundred dollars (\$100.00) of the assessed value of all property, both real and personal, within the corporate limits of the Anthem at Merrill Ranch Street Lighting District No. 2, Town of Florence,

except such property as may by law be exempt from taxation, a secondary property tax rate of **\$1.20** per \$100 of NAV for the purpose of providing operations and maintenance for the Street Light Improvement District No. 2 for the Fiscal Year ending on the 30th day of June 2012, but if the said sum exceeds the maximum levy allowed by law, the Board of Supervisors of Pinal County, is hereby authorized to reduce the said sum to the maximum which is allowed by law.

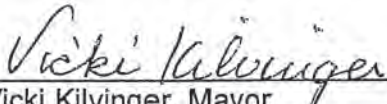
Section 4: There is hereby levied on each one hundred dollars (\$100.00) of the assessed value of all property, both real and personal, within the corporate limits of the Anthem at Merrill Ranch Street Lighting District No. 3, Town of Florence, except such property as may by law be exempt from taxation, a secondary property tax rate of **\$1.20** per \$100 of NAV for the purpose of providing operations and maintenance for the Street Light Improvement District No. 3 for the Fiscal Year ending on the 30th day of June 2012, but if the said sum exceeds the maximum levy allowed by law, the Board of Supervisors of Pinal County, is hereby authorized to reduce the said sum to the maximum which is allowed by law.

Section 5: No failure by the officials of Pinal County, Arizona, to properly return the delinquent list and no irregularity in the assessment or commission in the same, or irregularity of any kind in any proceeding will invalidate such proceeding or invalidate any title conveyed by tax deed; nor will any failure or neglect of any officer or officers to perform any of the duties assigned to him or to them on the day within the time specified work an invalidation of any proceedings or of any such deed or sale or affect the validity of the assessment of a levy of taxes or of the judgment of sale by which the collection of the same may be enforced or in any manner affect the lien of the Town upon such property for the delinquent unpaid taxes; thereon, and no overcharge as to part of the taxes or of costs will invalidate any of the proceeding upon the lien, therefore, or a sale of the property under such foreclosure; and all acts of officers de facto will be valid as if performed by officer de jure.

Section 6 : All Ordinances and parts of Ordinances in conflict herewith are hereby repealed.

Section 7: The immediate operation of the Ordinance is necessary for the preservation of the public peace, health, and safety of the Town of Florence, and an emergency is hereby declared to exist; and this Ordinance shall be in full force and effect from its passage and approval by the Mayor and Council of the Town of Florence, and publication as required by the laws of the State of Arizona, and is hereby exempt from the referendum provisions of the constitution and laws of the State of Arizona.

PASSED AND ADOPTED BY THE MAYOR AND TOWN COUNCIL of the Town of Florence, Arizona, the 20th day of June 2011.


Vicki Kilvinger, Mayor

ATTEST:



Lisa Garcia, Town Clerk

APPROVED AS TO FORM:


James E. Mannato, Town Attorney

Certified Copy of Ordinance No. 558-11

I, the undersigned, being the duly appointed and qualified Town Clerk of the Town of Florence, certify that the foregoing Ordinance No. 558-11 is a true, correct and accurate copy as passed and adopted at a regular meeting of the Florence Town Council, held on the 20th day of June 2011, at which a quorum was present and voted in favor of said Ordinance No. 558-11.


Lisa Garcia, Town Clerk

TOWN OF FLORENCE
Summary of Tax Levy and Tax Rate Information
Fiscal Year 2012

	2011	2012
1. Maximum allowable primary property tax levy. A.R.S. §42-17051(A)	\$ <u>684,745</u>	\$ <u>742,281</u>
2. Amount received from primary property taxation in the current year in excess of the sum of that year's maximum allowable primary property tax levy. A.R.S. §42-17102(A)(18)	\$ _____	
3. Property tax levy amounts		
A. Primary property taxes	\$ <u>684,745</u>	\$ <u>742,281</u>
B. Secondary property taxes	_____	_____
C. Total property tax levy amounts	\$ <u>684,745</u>	\$ <u>742,281</u>
4. Property taxes collected*		
A. Primary property taxes		
(1) Current year's levy	\$ <u>660,000</u>	
(2) Prior years' levies	<u>18,000</u>	
(3) Total primary property taxes	\$ <u>678,000</u>	
B. Secondary property taxes		
(1) Current year's levy	\$ _____	
(2) Prior years' levies	_____	
(3) Total secondary property taxes	\$ _____	
C. Total property taxes collected	\$ <u>678,000</u>	
5. Property tax rates		
A. City/Town tax rate		
(1) Primary property tax rate	<u>0.9423</u>	<u>1.0413</u>
(2) Secondary property tax rate	_____	_____
(3) Total city/town tax rate	<u>0.9423</u>	<u>1.0413</u>

B. Special assessment district tax rates
 Secondary property tax rates - As of the date the proposed budget was prepared, the city/town was operating 3 special assessment districts for which secondary property taxes are levied. For information pertaining to these special assessment districts and their tax rates, please contact the city/town.

* Includes actual property taxes collected as of the date the proposed budget was prepared, plus estimated property tax collections for the remainder of the fiscal year.

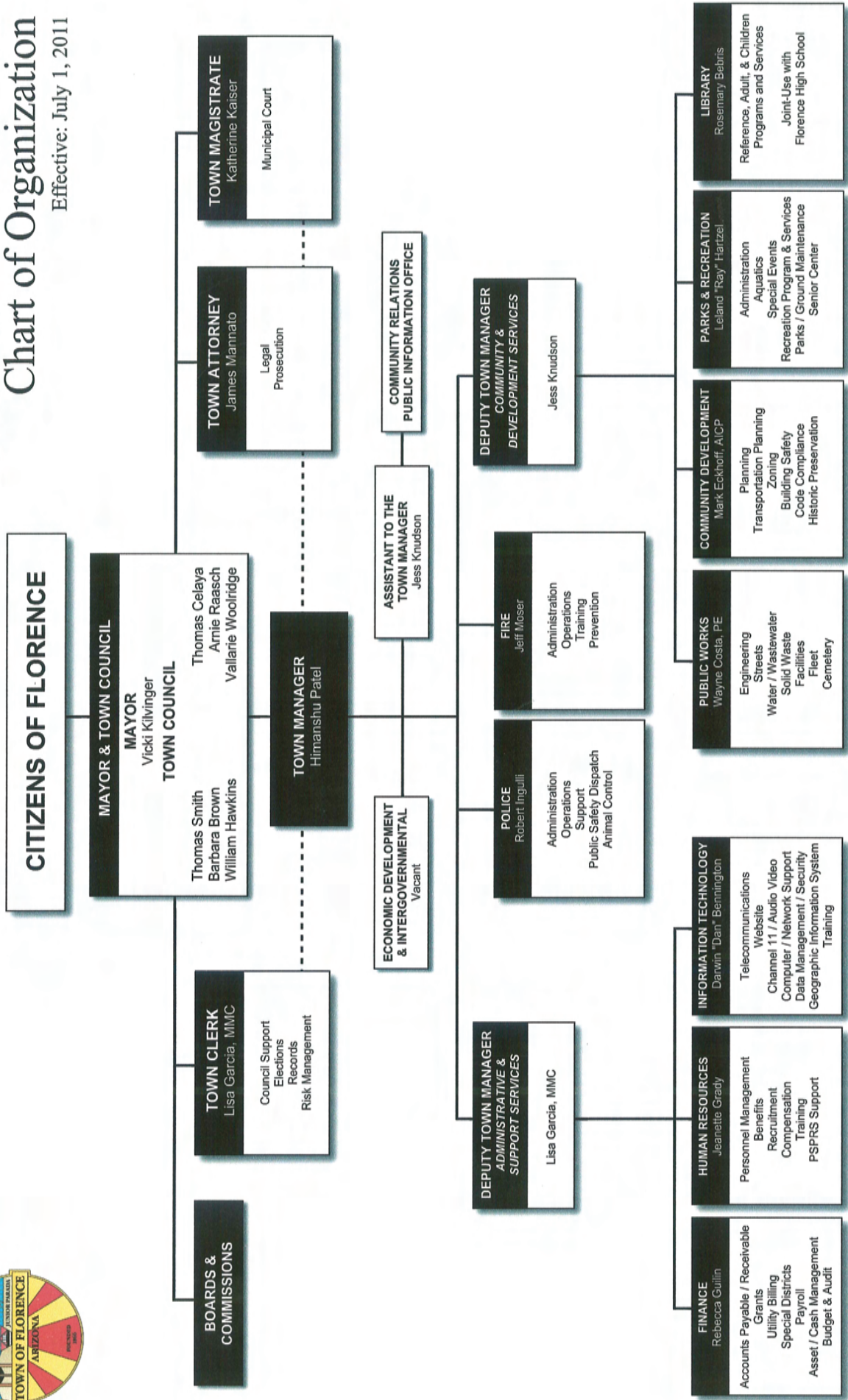
Personnel



TOWN OF FLORENCE

Chart of Organization

Effective: July 1, 2011



RESOLUTION NO 1294-11 B

**A RESOLUTION OF THE TOWN OF FLORENCE, PINAL COUNTY, ARIZONA,
ADOPTING THE MUNICIPAL EMPLOYEE COMPENSATION PLAN FOR
FISCAL YEAR 2011-2012 AND DECLARING AN EMERGENCY.**

WHEREAS, the Fiscal Year 2011-2012 Budget includes funding for all full-time and part-time staff members to receive:

Up to a 5% Merit Increase, based on performance, for FY 2011-2012
A 2% Cost of Living Adjustment (COLA), for FY 2011-2012

WHEREAS, it has been brought to the attention of the Mayor and Council that it is necessary and desirable that the Town of Florence adjust the Town of Florence Salary Scale dated July 1, 2011, as follows:

Increase the Maximum of each Grade Range by 10%
Recalculate a true Midpoint

WHEREAS, it has been brought to the attention of the Mayor and Council that it is necessary and desirable to establish new positions within the Town of Florence Salary Scale dated July 1, 2011, classified as:

Deputy Public Works Director Grade Range 52
Crime Analyst Grade Range 34

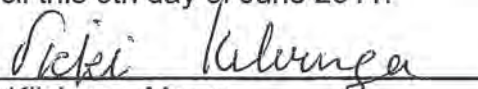
WHEREAS, it has been brought to the attention of the Mayor and Council that it is necessary and desirable to modify assigned position titles within the Town of Florence Salary Scale dated July 1, 2011 as follows:

Police Communications Supervisor to Public Safety Communications Supervisor
Police Dispatcher to Public Safety Dispatcher

NOW, THEREFORE BE IT RESOLVED that the Town of Florence hereby adopts the Compensation Plan for Fiscal Year 2011-2012;

BE IT FURTHER RESOLVED that it is necessary for the preservation of the peace, health and safety of the Town of Florence, Arizona, that an emergency is declared to exist and this Resolution shall therefore be effective immediately upon its passage and adoption.


PASSED AND ADOPTED by the Town Council this 6th day of June 2011.


Vicki Kilvinger, Mayor

ATTEST:


Lisa Garcia, Town Clerk

APPROVED AS TO FORM:


James E. Mannato, Town Attorney

Town of Florence
FY2011-2012 Salary Scale
Salary Ranges Per Job Class - (Salary Range Order)

Occupational Job Families and Job Classes	FY2011-2012 SALARY SCALE (Eff. 7/1/2011)			
	Salary Range	Minimum	Midpoint	Maximum
Town Manager			CONTRACT	
Town Attorney			CONTRACT	
Town Magistrate			CONTRACT	
Deputy Town Manager	67	\$72,533	\$99,992	\$127,452
Public Works Director	63	\$65,646	\$90,592	\$115,537
Police Chief	62	\$64,045	\$88,382	\$112,719
	61	\$62,483	\$86,226	\$109,970
	60	\$60,959	\$84,123	\$107,288
Finance Director	59	\$59,472	\$82,071	\$104,671
	58	\$58,022	\$80,070	\$102,118
	57	\$56,606	\$78,117	\$99,627
Fire Chief	56	\$55,226	\$76,211	\$97,197
	55	\$53,879	\$74,353	\$94,827
	54	\$52,565	\$72,539	\$92,514
	53	\$51,283	\$70,770	\$90,257
Community Development Director	52	\$50,032	\$69,044	\$88,056
Deputy Public Works Director	52	\$50,032	\$69,044	\$88,056
Human Resources Director	52	\$50,032	\$69,044	\$88,056
Assistant to Town Manager	51	\$48,811	\$67,360	\$85,908
Police Lieutenant	51	\$48,811	\$67,360	\$85,908
Town Clerk	51	\$48,811	\$67,360	\$85,908
Information Technology Manager	50	\$47,621	\$65,717	\$83,813
Parks & Recreation Director	50	\$47,621	\$65,717	\$83,813
GIS Coordinator	49	\$46,459	\$64,114	\$81,769
Senior Civil Engineer	49	\$46,459	\$64,114	\$81,769
	48	\$45,326	\$62,550	\$79,774
Library Director	47	\$44,221	\$61,025	\$77,829
Special District Manager	47	\$44,221	\$61,025	\$77,829
Economic Development Coordinator	46	\$43,155	\$59,554	\$75,953
Police Sergeant	46	\$43,155	\$59,554	\$75,953
Senior Planner	46	\$43,155	\$59,554	\$75,953
Utility Superintendent	46	\$43,155	\$59,554	\$75,953
Public Works Superintendent	45	\$42,102	\$58,101	\$74,100
Associate Engineer	44	\$41,075	\$56,684	\$72,293
Police Detective	44	\$41,075	\$56,684	\$72,293

Town of Florence
FY2011-2012 Salary Scale
Salary Ranges Per Job Class - (Salary Range Order)

Occupational Job Families and Job Classes	FY2011-2012 SALARY SCALE (Eff. 7/1/2011)			
	Salary Range	Minimum	Midpoint	Maximum
Grants Coordinator	43	\$40,074	\$55,302	\$70,530
Public Works Project Manager	43	\$40,074	\$55,302	\$70,530
Certified Police Officer	42	\$39,096	\$53,953	\$68,809
	41	\$38,143	\$52,637	\$67,131
Network Analyst	40	\$37,212	\$51,353	\$65,494
	39	\$36,305	\$50,101	\$63,896
Accountant	38	\$35,419	\$48,879	\$62,338
Court Administrator	38	\$35,419	\$48,879	\$62,338
GIS Technician	38	\$35,419	\$48,879	\$62,338
Information Technology Technician	38	\$35,419	\$48,879	\$62,338
Office Supervisor	38	\$35,419	\$48,879	\$62,338
Parks Maintenance Superintendent	38	\$35,419	\$48,879	\$62,338
Town Planner	38	\$35,419	\$48,879	\$62,338
Recreation Program Superintendent	38	\$35,419	\$48,879	\$62,338
Senior Center Coordinator	38	\$35,419	\$48,879	\$62,338
Grants Writer	37	\$34,555	\$47,686	\$60,817
Human Resource Coordinator	37	\$34,555	\$47,686	\$60,817
Uncertified Police Officer	37	\$34,555	\$47,686	\$60,817
Senior Building Inspector	36	\$33,713	\$46,523	\$59,334
Senior Treatment Plant Operator	36	\$33,713	\$46,523	\$59,334
Purchasing Specialist	35	\$32,890	\$45,389	\$57,887
Building Inspector	34	\$32,088	\$44,282	\$56,475
Code Enforcement Officer	34	\$32,088	\$44,282	\$56,475
Crime Analyst	34	\$32,088	\$44,282	\$56,475
Engineering Technician	34	\$32,088	\$44,282	\$56,475
Field Foreman	34	\$32,088	\$44,282	\$56,475
Maintenance Foreman	34	\$32,088	\$44,282	\$56,475
Mechanic Foreman	34	\$32,088	\$44,282	\$56,475
Parks Maintenance Foreman	34	\$32,088	\$44,282	\$56,475
Public Works Maintenance Foreman	34	\$32,088	\$44,282	\$56,475
Sanitation Foreman	34	\$32,088	\$44,282	\$56,475
Senior Court Clerk	33	\$31,305	\$43,202	\$55,098
Deputy Town Clerk	32	\$30,542	\$42,148	\$53,754
Recreation Coordinator	32	\$30,542	\$42,148	\$53,754
Water Plant Operator	32	\$30,542	\$42,148	\$53,754
Payroll Specialist	31	\$29,797	\$41,120	\$52,443
Public Safety Communications Supervisor	31	\$29,797	\$41,120	\$52,443
Auto Mechanic	30	\$29,070	\$40,117	\$51,164
Wastewater Treatment Plant Operator	30	\$29,070	\$40,117	\$51,164

Town of Florence
FY2011-2012 Salary Scale
Salary Ranges Per Job Class - (Salary Range Order)

Occupational Job Families and Job Classes	FY2011-2012 SALARY SCALE (Eff. 7/1/2011)			
	Salary Range	Minimum	Midpoint	Maximum
Librarian	29	\$28,361	\$39,138	\$49,916
Public Works Maintenance Worker III	29	\$28,361	\$39,138	\$49,916
Sanitation Worker III	29	\$28,361	\$39,138	\$49,916
Police Evidence Technician	28	\$27,669	\$38,184	\$48,698
Assessment Specialist	27	\$26,995	\$37,253	\$47,511
Utility Service Representative	27	\$26,995	\$37,253	\$47,511
Administrative Assistant	26	\$26,336	\$36,344	\$46,352
Municipal Court Clerk	26	\$26,336	\$36,344	\$46,352
Permit Specialist	26	\$26,336	\$36,344	\$46,352
Recreation Programmer	26	\$26,336	\$36,344	\$46,352
Utility Systems Operator	26	\$26,336	\$36,344	\$46,352
Parks Maintenance Worker II	25	\$25,694	\$35,458	\$45,221
Planning Technician	25	\$25,694	\$35,458	\$45,221
Public Safety Dispatcher	25	\$25,694	\$35,458	\$45,221
Public Works Maintenance Worker II	25	\$25,694	\$35,458	\$45,221
Sanitation Worker II	25	\$25,694	\$35,458	\$45,221
Utility Services Operator	24	\$25,067	\$34,593	\$44,118
Parks Maintenance Worker I	23	\$24,456	\$33,749	\$43,042
Public Works Maintenance Worker I	23	\$24,456	\$33,749	\$43,042
Public Works-Shop Maintenance Worker	23	\$24,456	\$33,749	\$43,042
Sanitation Worker I	23	\$24,456	\$33,749	\$43,042
	22	\$23,859	\$32,926	\$41,992
Library Assistant	21	\$23,277	\$32,123	\$40,968
Public Works Operations Technician	21	\$23,277	\$32,123	\$40,968
	20	\$22,710	\$31,339	\$39,969
Office Assistant	19	\$22,156	\$30,575	\$38,994
Office Assistant/Cashier	19	\$22,156	\$30,575	\$38,994
Police Records Clerk	19	\$22,156	\$30,575	\$38,994
Senior Center Assistant	18	\$21,615	\$29,829	\$38,043
Fitness Trainer	17	\$21,088	\$29,102	\$37,115
Pool Manager	17	\$21,088	\$29,102	\$37,115
Recreation Leader III	17	\$21,088	\$29,102	\$37,115
Tutor	17	\$21,088	\$29,102	\$37,115
Custodial/Maintenance Worker	16	\$20,574	\$28,392	\$36,210
Library Aide	16	\$20,574	\$28,392	\$36,210
	15	\$20,072	\$27,699	\$35,327
	14	\$19,354	\$26,709	\$34,064
Head Lifeguard	13	\$18,882	\$26,058	\$33,233
	12	\$18,422	\$25,422	\$32,422

Town of Florence
FY2011-2012 Salary Scale
Salary Ranges Per Job Class - (Salary Range Order)

Occupational Job Families and Job Classes	FY2011-2012 SALARY SCALE (Eff. 7/1/2011)			
	Salary Range	Minimum	Midpoint	Maximum
Lifeguard II	11	\$17,973	\$24,802	\$31,632
	10	\$17,534	\$24,197	\$30,860
	9	\$17,107	\$23,607	\$30,107
	8	\$16,689	\$23,031	\$29,373
	7	\$16,282	\$22,469	\$28,657
Office Aide	6	\$15,885	\$21,921	\$27,958
Recreation Leader II	6	\$15,885	\$21,921	\$27,958
	5	\$15,498	\$21,387	\$27,276
Lifeguard I	4	\$15,288	\$20,949	\$26,611
Parks Laborer	4	\$15,288	\$20,949	\$26,611
Recreation Leader I	4	\$15,288	\$20,949	\$26,611
Student Trainee	4	\$15,288	\$20,949	\$26,611
Fire (Full Time)		Modified Salary Range		
Captain	FT9	\$40,918	\$57,592	\$74,265
Engineer (fire)	FT6	\$36,166	\$50,904	\$65,641
Firefighter	FT3	\$34,423	\$48,451	\$62,479
Fire (Part Time)		Modified Salary Range		
Part Time Captain	PT9	\$10.57	\$14.58	\$18.59
Part Time Engineer (fire)	PT6	\$9.58	\$13.22	\$16.86
Part Time Firefighter	PT3	\$8.70	\$12.00	\$15.30
Part Time Fire Recruit	PT1	\$7.35		

**Requested/Recommended Positions
Fical year 2011-2012**

Requested Positions	Recommendation	Impact of Not Recommended	Impact Recommended
Part time Court Clerk to full time	No	\$27,637	
Reclass Court Clerk to Senior Court Clerk	Yes		\$0
Court Clerk has been given additional for duties and falls above Senior Court Clerk entry scale.			
Law Clerk	No	\$18,454	
Additional Allocation for Law Intern-Part time	Yes		\$12,965
Administrative Assistant	No	\$51,240	
Part time Evidence Technical to full time	No	\$31,309	
Crime Analyst-Part time 30 hrs.	Yes		\$27,115
Battalion Chief-Full time	No	\$242,844	
Firefighter-Full Time	No	\$190,869	
Fire Marshall	No	\$62,465	
Additional Part Time Wages	Yes		\$41,242
Additional Overtime Wages	Yes		\$58,161
Part time Custodian	No	\$18,824	
General Fund Total		\$643,642	\$139,483
Highway User Fund Total			\$0
Enterprise Fund Total			\$0
	Total All Funds	\$643,642	\$139,483
	Positions that will be reimbursed		\$0
	Actual Financial Impact		\$139,483

**Approved Positions
Staffing 2011-2012**

Administration	#	Full Time	Part-time
Town Manager	1	1	
Town Clerk/Deputy Town Manager	1	1	
Assistant to the Town Manager/Deputy Town Manager	1	1	
Economic Development Coordinator	1	1	
Deputy Town Clerk	1	1	
Administrative Assistant	1	1	
Student Trainee	1		1
Total Administration	7	6	1

Courts			
Court Administrator	1	1	
Senior Municipal Court Clerk	1	1	
Municipal Court Clerk	1		1
Magistrate	0	0	0
Total Courts	3	2	1

Legal			
Town Attorney	1	1	
Law Clerk	1		1
Office Assistant	0.5	0.5	
	2.5	1.5	1

Finance			
Finance Director	1	1	
Special District Manager	1		1
Office Supervisor	1	1	
Accountants	2	2	
Payroll Specialist	1	1	
Utility Services Representative	1	1	
Assessment Specialist	1	1	
Office Assistant/Cashier	1.5	1.5	
Total Finance	9.5	8.5	1

Grants			
Grants Coordinator	1	1	
Grants Writer	1	1	
Total Grants	2	2	0

Human Resources			
Human Resource Director	1	1	
Human Resource Coordinator	1	1	
Total Human Resources	2	2	0

Community Development			
Community Development Director	1	1	
Town Planner	2	2	
Senior Building Inspector	1	1	
Building Inspector	1	1	
Permit Specialist	1	1	

Total Planning & Zoning	6	6	0
------------------------------------	----------	----------	----------

Fiscal Year 2011-2012

Police	#	Full Time	Part-time
Chief of Police	1	1	
Lieutenant	1	1	
Sergeants	4	4	
Detectives	3	3	
Officers-21 Active Positions 1-Frozen Position	22	22	
Office Supervisor	1	1	
Evidence Technician	2	1	1
Public Safety Communications Supervisor	1	1	
Records Clerk	2	1	1
Crime Analyst	1		1
Public Safety Dispatcher	9	7	2
Total Police	47	42	5

Fire	#	Full Time	Part-time
Fire Chief	1	1	
Administrative Assistant	1	1	
Station #1			
Captains	3	3	
Engineers	3	3	
Firefighters	6	6	
Station #2			
Captains	3	3	
Engineers	3	3	
Firefighters	3	3	
Part Time Staff 14-20	20		20
Total Fire	43	23	20

Information Technology	#	Full Time	Part-time
Information Technology Manager	1	1	
GIS Coordinator	1	1	
Network Analyst	1	1	
IT Technicians	2	2	
Total Information Technology	5	5	0

Parks and Recreation	#	Full Time	Part-time
Parks and Recreation Director	1	1	
Recreation Superintendent-Frozen	1	1	
Recreation Programmer	2	2	
Administrative Assistant	1	1	
Recreation Leader I	10		10
Recreation Leader II	12		12
Recreation Leader III	8		8
Fitness Trainer	1		1
Lifeguard I	9		9
Lifeguard II	9		9
Head Lifeguard	1		1
Pool Manager	1		1
Parks Maintenance			
Parks Superintendent-Frozen	1	1	
Parks Maintenance Worker II	1	1	
Parks Maintenance Worker I	2	2	
Custodial Maintenance			
Custodial Maintenance Worker	3	3	

Fiscal Year 2011

Senior Center	#	Full Time	Part-time
Senior Center Coordinator	1	1	
Senior Center Assistant	2	2	
Recreation Leader 1 (SC)	3		3
Total Parks and Recreation	69	15	54

Library			
Library Director	1	1	
Librarian	2	2	
Office Assistant	1		1
Library Aide	4		4
Student Trainee	1		1
Total Library	9	3	6

Public Works			
Engineering			
Associate Engineer	1	1	
Engineering Technician	1	1	

Highway User Fund			
Public Works Superintendent	1	1	
Administrative Assistant	1	1	
Public Works Operations Tech	1	1	
Mechanic	1	1	
Maintenance Worker III	3	3	
Maintenance Worker II	2	2	
Maintenance Worker I	11	10	1
Shop Maintenance Worker	1	1	
Shared Positions			
Public Works Director	1	1	
Project Manager	1	1	
Office Assistant	2	2	
Maintenance Foreman	1	1	
Water/Wastewater			
Utility Superintendent	1	1	
Field Foreman	1	1	
Senior Treatment Plant Operator	1	1	
Wastewater Treatment Plant Operator	4	4	
Water Plant Operator	1	1	
Utility Systems Operator	4	4	
Utility Services Operator	1	1	
Administrative Assistant	1		1
Sanitation			
Sanitation Worker III	1	1	
Sanitation Worker II	2	2	
Sanitation Worker I	3	3	
Total Public Works	48	46	2

Total Town Staff	251.00	161.00	90.00
-------------------------	---------------	---------------	--------------

Fiscal Year 2011-2012

General Fund

General Fund Budget Fiscal Year 2010-2011, 2011-2012

Budgeted	
Fund Balance as of 06/30/10	6,596,184
Revenue 2010-2011	
Taxes	2,499,745
Licenses and Permits	331,500
Franchise Fees and Taxes	379,000
Intergovernmental	4,815,829
Charges-General Government	172,596
Miscellaneous	40,820
CE Inspection Fees	154,750
Civil Engineering Fees	46,800
Community Development Fees	63,000
Cemetery Fees	11,000
Public Safety-Police	178,850
Public Safety-Fire	61,600
Parks and Recreation	62,800
Library	62,600
Seniors	14,600
Fines and Forfeits	134,050
Interest Earnings	100,000
Operating Transfer	984,000
Total Revenue	\$10,113,540
Expenditures	
Council	94,593
Administration	575,960
Courts	254,700
Town Attorney	158,324
Finance	669,260
Grants	117,623
Human Resources	161,150
Community Development	611,050
Police Admin	362,290
Police Support	617,401
Police Volunteer Program	27,400
Police Operations	2,297,350
Total Police	3,304,441
Fire Administration	159,267
Fire Protection-Station #549	952,620
Fire Protection-Station #548	732,871
Total Fire	1,844,758
Information Technology	433,290
Parks & Recreation Administration	155,550
Parks Maintenance	340,110
Aquatics	40,810
Recreation	293,120
Special Events	43,235
Custodial Services	0
Seniors	226,400
Total Parks & Recreation	1,099,225
Library	284,467
Engineering	202,300
Facility Maintenance	199,125
General Government	435,350
Cemetery	26,625
Operating Transfers	301,000
Total Expenditures	10,773,241
Cash Balance Projected 6/30/2011	5,936,483

Projected	
Fund Balance as of 06/30/10	8,540,265
Revenue 2010-2011	
Taxes	2,528,000
Licenses and Permits	294,000
Franchise Fees and Taxes	367,600
Intergovernmental	4,712,453
Charges-General Government	109,600
Miscellaneous	58,704
CE Inspection Fees	24,800
Civil Engineering Fees	20,114
Community Development Fees	150,545
Cemetery Fees	10,700
Public Safety-Police	136,000
Public Safety-Fire	93,765
Parks and Recreation	60,127
Library	66,045
Seniors	14,850
Fines and Forfeits	152,560
Interest Earnings	100,000
Operating Transfer	1,064,361
Total Revenue	\$9,964,224
Expenditures	
Council	88,523
Administration	575,882
Courts	248,749
Town Attorney	158,420
Finance	601,271
Grants	121,055
Human Resources	160,779
Community Development	623,560
Police Admin	360,546
Police Support	611,750
Police Volunteer Program	23,912
Police Operations	1,981,260
Total Police	2,977,468
Fire Administration	148,194
Fire Protection-Station #549	999,071
Fire Protection-Station #548	733,345
Total Fire	1,880,610
Information Technology	414,630
Parks & Recreation Administration	162,537
Parks Maintenance	269,172
Aquatics	34,225
Recreation	236,924
Special Events	43,235
Custodial Services	0
Seniors	195,447
Total Parks & Recreation	941,540
Library	236,068
Engineering	115,000
Facility Maintenance	173,130
General Government	341,600
Cemetery	8,965
Operating Transfers	739
Total Expenditures	9,667,989
Cash Balance Projected 6/30/2011	8,836,500

Budget	
Fund Balance as of 06/30/11	8,836,500
Revenue 2011-2012	
Taxes	2,592,281
Licenses and Permits	211,500
Franchise Fees and Taxes	379,000
Intergovernmental	5,215,375
Charges-General Government	81,036
Miscellaneous	47,942
CE Inspection Fees	38,000
Civil Engineering Fees	40,000
Community Development Fees	57,000
Cemetery Fees	11,000
Public Safety-Police	168,800
Public Safety-Fire	90,500
Parks and Recreation	59,500
Library	64,000
Seniors	16,400
Fines and Forfeits	155,560
Interest Earnings	100,000
Operating Transfer	1,061,385
Total Revenue	\$10,389,279
Expenditures	
Council	209,442
Administration	630,825
Courts	265,550
Town Attorney	191,260
Finance	655,985
Grants	125,645
Human Resources	173,545
Community Development	660,800
Police Admin	366,663
Police Support	602,691
Police Volunteer Program	23,400
Police Operations	2,431,210
Total Police	3,423,964
Fire Administration	165,826
Fire Protection-Station #549	1,069,500
Fire Protection-Station #548	803,971
Total Fire	2,039,297
Information Technology	475,975
Parks & Recreation Administration	187,769
Parks Maintenance	277,750
Aquatics	37,550
Recreation	234,775
Special Events	43,335
Custodial Services	150,570
Seniors	256,643
Total Parks & Recreation	1,188,392
Library	304,698
Engineering	209,325
Facility Maintenance	68,820
General Government	414,000
Cemetery	23,775
Operating Transfers	0
Total Expenditures	11,061,298
Cash Balance Projected 6/30/2012	8,164,481

**Town of Florence
General Fund Revenue
Fiscal Year 2011-2012**

Revenue Source	Account Number	Actual 2009-2010	Budgeted 2010-2011	Projected 2010-2011	Budget 2011-2012
Governmental Revenue					
<u>Taxes</u>					
City Sales Tax	010310110	1,874,052	1,815,000	1,850,000	1,850,000
Property Taxes	010310120	809,981	650,508	645,000	705,166
Personal Property Tax	010310150	29,781	34,237	33,000	37,115
Taxes Total		2,513,813	2,499,745	2,528,000	2,592,281
<u>Licenses and Permits</u>					
Occupational Licenses	010320211	31,258	31,000	31,000	31,000
Building Permits	010320212	393,536	300,000	260,000	180,000
Other Licenses & Permits	010320219	211	500	3,000	500
Grading Permit	010320220	0	0	0	0
Licenses and Permits Total		425,005	331,500	294,000	211,500
<u>Franchise Fees and Taxes</u>					
APS Franchise Fee	010321214	246,800	250,000	250,000	258,000
Telephone License Tax	010321215	22,320	25,000	17,600	16,000
Southwest Gas Franchise Fee	010321216	68,141	72,000	62,000	65,000
Cable Television Fee	010321217	34,276	32,000	38,000	40,000
Franchise Fees and Taxes Total		371,537	379,000	367,600	379,000
<u>Intergovernmental</u>					
State Shared Sales Tax	010330321	1,506,603	1,540,208	1,475,000	1,931,962
State Shared Income Tax	010330322	2,650,639	1,997,942	1,997,942	2,155,346
Auto Lieu Tax	010330323	1,286,214	1,277,679	1,239,500	1,128,057
Salt River Lieu Tax	010330324	16	0	11	10
Intergovernmental Total		5,443,471	4,815,829	4,712,453	5,215,375
<u>Charges-General Government</u>					
CFD Administrative Reimbursement	010336441	68,225	165,996	108,000	62,735
Pay stations	010336442	1,525	1,600	1,600	1,600
Administrative Reimbursement	010336444	13,362	5,000	0	16,700
Charges-General Government Totals		83,112	172,596	109,600	81,035
<u>Miscellaneous Charges</u>					
Facility Rental	010350471	196	0	0	0
Donations	010350680	250	0	0	0
Special Election Revenue	010350681	289	0	0	0
Sale of Assets	010350683	111	0	9,347	5,000
Principal Payment-Luge	010350684	0	0	1,253	2,622
State Compensation Refund	010350685	0	0	4,459	0
Silver King Utilities	010350695	10,178	12,000	12,000	12,000
Silver King Lease	010350696	12,843	12,820	12,820	12,820
Land Lease Payments	010350697	16,500	11,000	13,500	10,500
Miscellaneous Revenue	010350698	46,249	5,000	5,000	5,000
GIS Atlas Sales	010350699	25	0	0	0
NFID Assessment Reimbursement	010350700	355	0	0	0
Late Payment Fees	010350702	0	0	325	0
Miscellaneous Total		86,995	40,820	58,704	47,942
Sub-Total Governmental Revenue		8,923,934	8,239,490	8,070,357	8,527,133

**Town of Florence
General Fund Revenue
Fiscal Year 2011-2012**

Revenue Source	Account Number	Actual 2009-2010	Budgeted 2010-2011	Projected 2010-2011	Budget 2011-2012
<u>Engineering Inspection</u>					
Water	010333350	41,642	50,000	8,700	10,000
Sewer	010333351	28,446	37,500	4,500	8,000
Streets & Storm Drains	010333352	111,187	55,000	11,500	20,000
Lighting & Refuse	010333353	0	4,000	0	0
Site Grading	010333355	126	2,500	0	0
On Site & Off Site Inspection	010333356	0	5,000	0	0
Other Inspection	010333357	50	0	0	0
Miscellaneous	010333698	300	750	100	0
Engineering Inspection Total		181,751	154,750	24,800	38,000
<u>Civil Engineering Fees</u>					
Other Reviews and Hearings	010334357	0	0	0	0
Off-Site Engineering Plan Review	010334358	0	2,000	10,057	20,000
Other Engineering Plan Review	010334359	0	0	0	0
Engineering Plan Review	010334360	40,240	43,000	10,057	20,000
Abandonment and Encroachment	010334361	0	1,500	0	0
Engineering and GIS Records	010334362	0	300	0	0
Civil Engineering Fees Total		40,240	46,800	20,114	40,000
<u>User Fees</u>					
<u>Community Development Fees</u>					
Plan Review Fees	010335213	49,655	30,000	100,000	30,000
General Plan Amendments	010335435	54,234	1,500	15,000	1,500
Development Agreements	010335436	5,000	1,000	5,000	0
Special/Conditional Use	010335437	8,272	500	3,000	500
Variance	010335438	0	0	0	0
Publications	010335439	85	0	45	0
Subdivision Fees	010335440	35,346	15,000	18,000	15,000
Zoning Fees	010335441	23,354	15,000	9,500	10,000
Miscellaneous Revenue	010335698	8,710	0	0	0
CFD Application Fees	010335801	0	0	0	0
Planning & Zoning Fees Total		184,657	63,000	150,545	57,000
<u>Cemetery Fees</u>					
Cemetery Fees	010337455	13,395	9,000	7,200	9,000
Cemetery Plots	010337456	2,529	2,000	3,500	2,000
Cemetery Fees Total		15,924	11,000	10,700	11,000
<u>Police Fees</u>					
Developer Contributions	010338339	0	0	0	0
Special Duty Fees	010338462	1,870	5,500	500	500
Police Records Fees	010338465	4,187	3,500	4,000	4,000
Police Accident Report	010338466	0	0	0	0
Miscellaneous Refunds	010338468	836	750	500	500
Police Dept Fund-Registration	010338486	6,824	5,000	5,000	5,000
Task Force Reimbursement	010338492	0	0	0	30,000
Officer Reimbursement	010338493	119,137	120,000	80,000	80,000
GITEM Reimbursement	010338494	42,939	44,000	44,000	46,800
Miscellaneous Revenue	010338698	2,051	100	2,000	2,000
Police Fees Total		177,844	178,850	136,000	168,800

**Town of Florence
General Fund Revenue
Fiscal Year 2011-2012**

Revenue Source	Account Number	Actual 2009-2010	Budgeted 2010-2011	Projected 2010-2011	Budget 2011-2012
<u>Parks & Recreation Fees</u>					
Facility Rental	010339471	1,190	1,200	3,000	3,000
Swimming Pool Fees	010339472	3,851	1,000	400	400
Other Recreation Fees	010339473	407	0	106	0
Swimming Pool Rental	010339601	1,025	1,300	500	500
Intersession Program	010339602	10,055	10,000	6,000	6,000
Athletic Programs	010339603	14,945	12,000	12,000	12,000
Special Interest Fees	010339604	0	200	900	500
Special Events	010339605	2,117	2,000	3,046	3,000
Fitness Center Fees	010339606	24,063	20,000	20,000	20,000
After School Program Fees	010339607	10,390	10,000	9,000	9,000
Concessions Revenue	010339608	2,642	0	100	100
Donations	010339680	11,875	5,000	5,075	5,000
Miscellaneous Revenue	010339698	85	100	0	0
Parks & Recreation Fees Total		82,644	62,800	60,127	59,500
<u>Fines & Forfeits</u>					
Jail Housing Fees	010340489	9,018	8,000	21,000	24,000
Forfeitures to Town	010340499	38	50	60	60
Court Fines & Fees	010340575	118,714	125,000	130,000	130,000
Public Defender Fee	010340578	1,515	1,000	1,500	1,500
Fines & Forfeits Total		129,284	134,050	152,560	155,560
<u>Fire Fees</u>					
Permit Fees	010348219	92	0	600	0
Developer Contributions	010348339	0	0	0	0
EMS Fees	010348461	2,466	1,500	4,165	1,500
Rural Metro Fees	010348462	230	0	0	0
Fire Protection Fees	010348463	18,034	12,000	22,000	22,000
State Land Wild Fire Reimbursement	010348464	2,626	2,500	500	500
CPR/First Aid	010348467	800	500	500	500
Inspection Fees	010348600	5,625	5,000	0	0
Land Lease Payments	010348697	25,778	25,000	48,000	48,000
Miscellaneous Revenue	010348698	356	100	0	0
Fire Insurance Premium Tax	010348777	18,836	15,000	18,000	18,000
Fire Fees Total		74,843	61,600	93,765	90,500
<u>Library Fees</u>					
Facility Rental	010349471	0	0	0	0
Library Fees	010349576	62,665	62,000	64,000	64,000
Library Fines	010349577	444	600	0	0
Donations	010349680	7	0	0	0
Miscellaneous Revenue	010349698	7	0	2,045	0
Library Fees Total		63,123	62,600	66,045	64,000
<u>Senior Fees</u>					
Senior Meals	010359470	11,171	10,000	10,000	11,500
Facility Rental	010359471	600	0	0	0
Senior Transportation Fees	010359472	1,723	1,500	1,500	1,500
Other Senior Fees	010359473	716	500	650	700
Senior Special Event Fees	010359605	2,656	2,500	2,700	2,700
Miscellaneous Revenue	010359698	0	100	0	0
Senior Fees Total		16,866	14,600	14,850	16,400
Sub-Total User Fees		967,177	790,050	729,506	700,760
<u>Non-Operating Revenue</u>					
Interest Income	010345682	106,368	100,000	100,000	100,000
Operating Transfers	010355686	1,342,338	984,000	1,064,361	1,061,385
Non-Operating Revenue Total		1,448,706	1,084,000	1,164,361	1,161,385
Total Revenue All Sources		11,339,817	10,113,540	9,964,224	10,389,278

**Town of Florence
Department Budget Summary
Fiscal Year 2011-2012**

Department:	Mayor and Council	Fund:	General
Program:	Town Council	Fund/Department #:	10-501

Fiscal Summary

Activity	Actual 2009-2010	Budgeted 2010-2011	Projected 2010-2011	Budget 2011-2012
Personnel Services	71.35	120	3950	15577
Contractual	13,193	19,900	19,300	19,300
Commodities	710	11,750	11,250	1,750
Other Charges	89,218	62,823	54,023	172,815
Total	\$103,193	\$94,593	\$88,523	\$209,442

Program narrative:

This program supports the activities of the Town Council. The Council is composed of a Mayor (direct election for four year term) and six Council members elected at large for four year terms. The Council has responsibility for establishing Town Policy, and has oversight responsibility for all financial decisions that affect the Town of Florence.

Authorized Staffing Levels

Position Category	Non-Exempt Full Time	Non-Exempt Part Time	Exempt
Mayor			1
Council			6
Total	0	0	7

General Fund #10
Fiscal Year 2011-2012

Department
Number

Mayor and Council
501

Account No./ Account Description	Actual 2009-2010	Budgeted 2010-2011	Projected 2010-2011	Budget 2011-2012
Personnel Services				
101 Salaries and Wages	0	0	3,600	14,400
121 FICA	0	0	275	1,102
123 Workman's Compensation	71	120	75	75
Total Personnel Services	\$71	\$120	\$3,950	\$15,577
Contractual Service				
201 Telephone	241	400	300	300
202 Postage	0	1,000	1,000	1,000
203 Reproduction / Printing	157	1,000	1,000	1,000
205 Legal Publication	1,355	2,500	2,000	2,000
217 Professional Services	11,441	15,000	15,000	15,000
Total Contractual Services	\$13,193	\$19,900	\$19,300	\$19,300
Commodities				
301 Office Supplies	470	1,000	500	500
306 Fuel - Oil	0	0	0	0
314 Other	240	1,250	1,250	1,250
316 Facility Maintenance	0	5,000	5,000	0
324 Computers/Printers	0	4,500	4,500	0
Total Commodities	\$710	\$11,750	\$11,250	\$1,750
Other Charges				
401 Dues and Subscriptions	56,291	42,723	37,723	46,315
402 Conferences, Business Meetings	1,785	3,200	3,000	4,000
403 Training and Development	100	0	0	0
404 Election Expense	18,936	0	0	24,000
407 Community Promotion	0	0	0	96,000
408 Other Miscellaneous	10,881	14,400	10,800	0
409 Contingencies	1,226	2,500	2,500	2,500
Total Other Charges	\$89,218	\$62,823	\$54,023	\$172,815
Total	\$103,193	\$94,593	\$88,523	\$209,442

**MAYOR AND TOWN COUNCIL
10-501**

Fiscal Year 2011-2012	Budgeted
201-Telephone Telephone for the Mayor.	\$ 300
202-Postage For surveys, questionnaires, mass mailing, etc. that the Town Council may undertake.	\$ 1,000
203-Reproduction-Printing For printing of various items such as direct mail flyers, questionnaires, etc.	\$ 1,000
205-Legal Publications For the printing of Ordinances and special notices as requested by Town Council, Ads for Public Hearings (Leg Action Pending)	\$ 2,000
217- Professional Services Risk Management, deductibles on claims, and professional services contracts	\$ 15,000
301-Office Supplies Council Meeting materials basic office supplies	\$ 500
306-Fuel and Oil Expense for Council vehicle.	\$ 0
314-Other Flowers (1,000), Volunteer Appreciation Certificates (250)	\$ 1,250
316-Facility Maintenance	\$ 0
324-Computers/Printers	\$ 0
401-Dues, Subscriptions and Membership This is for memberships in the Pinal County Government Alliance, CAAG, and other associations including Arizona Municipal League.	\$ 46,315
402-Conference-Business Meetings Council representation and attendance at the League Conference and Governors Conference.	\$ 4,000
403-Training and Development Various training and provision for Council Retreat.	\$ 0
404 Election Expense 2012 Election Cycle - All Mail Ballot Costs have been programed into the budget	\$ 24,000
407-Community Promotions Main Street Program \$84,000 Chamber of Commerce \$12,000	\$ 96,000
408-Other Miscellaneous	\$ 0
409-Contingencies Council projects that are not funded in the budget process.	\$ 2,500
Totals	\$ 193,865

Miscellaneous Personnel Expenses
 Fiscal Year 2011-2012
 Mayor and Council
 10-501

Employee	Event	Event Location	Conference	Training & Development	Organization Publication	Dues Fees	Total Cost
Council	Various Meetings	Phx/Tuc			Chamber	500	\$500
Council	1 Member attending League Conference		600		League Membership	15,623	\$16,223
Council	Pinal Co. Town Hall		200		Pinal Co. Govt. Alliance	2,500	\$2,700
Council	1 Member attending Governors Conference		600		CAAG Membership	24,381	\$24,981
					RTAC Assessment	1,811	\$1,811
					NEPEP	0	\$0
Council	Hosting CAAG Meeting		500		East Valley Partnership	1,500	\$2,000
Council	Hosting Alliance Lunch		400			0	\$400
Council	Business Meetings		200				\$200
Council	Host ADOT Meeting	Florence	1,500				\$1,500
TOTAL			\$4,000	\$0		\$46,315	\$50,315

**Town of Florence
Department Budget Summary
Fiscal Year 2011-2012**

Department:	Administration	Fund:	General
Program:	Administration	Fund/Department #	10-502

Fiscal Summary

Activity	Actual 2009-2010	Budget 2010-2011	Projected 2010-2011	Budget 2011-2012
Personnel Services	524,887	519,953	528,715	565,240
Contractual	12,624	24,600	19,800	21,850
Commodities	12,027	23,660	19,620	30,110
Other Charges	6,488	7,747	7,747	13,625
Total	\$556,027	\$575,960	\$575,882	\$630,825

Program narrative:

The Town Manager serves as the Chief Administrative Officer for the Town and is responsible for carrying out policies established by the Town Council through the administration of the various operating departments. One of the primary responsibilities of the Manager's office is the preparation of the Town's Annual budget for consideration by the Council. The Manager is appointed by the Town Council and serves an indefinite term.

Authorized Staffing Levels

Position Category	Non-Exempt Full Time	Non-Exempt Part Time	Exempt
Town Manager			1
Town Clerk/Deputy Town Manager			1
Assistant to the Town Manager/Deputy Town Manager			1
Economic Development Coordinator			1
Deputy Town Clerk	1		
Administrative Assistant	1		
Clerical Trainee		1	
Total	2	1	4

General Fund #10
Fiscal Year 2011-2012

Department:
Number:

Administration
502

Account No./ Account Description	Actual 2009-2010	Budget 2010-2011	Projected 2010-2011	Budget 2011-2012
Personnel Services				
101 Salaries and Wages	381,520	375,773	390,325	413,330
102 Part-Time Salaries	7,129	6,000	8,725	8,000
103 Overtime	33	500	250	500
105 Holiday Pay	3,234	3,250	3,700	3,150
111 Az Retirement	36,471	37,379	39,700	42,200
121 Fica-Employers Portion	28,635	29,500	30,830	32,510
122 Unemployment tax	0	0	0	0
123 Workman's Compensation	995	1,305	1,085	950
124 Health, Accident & Life Insurance	66,872	66,246	54,100	64,600
Total Personnel Services	\$524,887	\$519,953	\$528,715	\$565,240
Contractual Service/Maintenance				
201 Telephone	3,417	3,500	3,500	3,500
202 Postage	1,848	2,500	2,500	2,500
203 Reproduction / Printing	4,850	6,000	4,000	5,000
205 Legal Publication		0	0	0
208 General Equipment Repair	0	1,500	0	0
209 Vehicle Repair and Maintenance	508	500	200	250
211 Maintenance Other	0	5,600	4,600	5,600
217 Professional Services	2,001	5,000	5,000	5,000
Total Contractual Services	\$12,624	\$24,600	\$19,800	\$21,850
Commodities				
301 Office Supplies	4,153	7,000	4,500	5,000
305 Tires, Batteries, Etc.	0	800	0	800
306 Fuel-oil	897	1,200	1,200	1,200
308 Books	79	200	0	0
314 Other	0	1,950	1,910	0
323 Software	6,898	12,010	12,010	23,110
324 Computers/Printers	0	500	0	0
Total Commodities	\$12,027	\$23,660	\$19,620	\$30,110
Other Charges				
401 Dues and Subscriptions	3,475	3,422	3,422	3,800
402 Conferences, Business Meetings	1,860	2,725	2,725	5,025
403 Training and Development	1,144	1,600	1,600	4,800
408 Other Miscellaneous	9	0	0	0
Total Other Charges	\$6,488	\$7,747	\$7,747	\$13,625
Total Town Manager	\$556,027	\$575,960	\$575,882	\$630,825

**ADMINISTRATION
10-502**

Fiscal Year 2011-2012

	Budgeted
201-Telephone Cellular Charges for Manager, Assistant to the Manager, and ED Coordinator	\$ 3,500
202-Postage To cover the mailing cost for administrative offices (letters, correspondence, etc.) Postage for Economic Promotional Materials, Mailing Citizen Survey and Newsletter	\$ 2,500
203-Reproduction-Printing Flyers, brochures, promotional material, survey, etc.	\$ 5,000
205-Legal Publication	\$ 0
208-General Equipment Repair For maintenance to our equipment.	\$ 0
209-Vehicle Repair and Maintenance	\$ 250
211-Maintenance Other Maintenance agreement for copy machine (\$5,600).	\$ 5,600
217- Professional Services Supplements to Town Code (\$5,000)	\$ 5,000
301-Office Supplies Provides office supplies for Administration Staff.	\$ 5,000
305-Tires, Batteries, etc. This is for tires and batteries for vehicles.	\$ 800
306-Fuel/Oil For the purchase of fuel and oil for vehicles.	\$ 1,200
308-Books Misc. Books	\$ 0
314-Other	\$ 0
323 - Software Laser Fiche Group 45 licenses and service contract,(\$12,010) Web Access (\$11,100)	\$ 23,110
324-Computers/Printers	\$ 0
401-Dues, Subscriptions	\$ 3,800
402-Conference, Business Meetings To cover the expense of staff development and training.	\$ 5,025
403-Training and Development	\$ 4,800
404-Election Expense	\$ 0
408-Other Miscellaneous	\$ 0
Totals	\$ 65,585

**Miscellaneous Personnel Expenses
Fiscal Year 2011-2012
Administration Conferences & Dues
10-502**

Employee	Event	Event Location	Conferences	Training & Development	Organization Publication	Dues Fees	Total Cost
Town Manager	Misc. Training or Conferences	Unknown	800	2,000	ACMA Dues	200	\$3,000
Town Manager	Bus. Meetings	Unknown	500		ICMA Dues	900	\$1,400
Deputy Town Manager	Misc. Training or Conferences	Unknown	800		ACMA Dues	200	\$1,000
Deputy Town Manager					ICMA Dues	700	\$700
ED Coordinator	AAED	Unknown	210	200	AAED Dues	250	\$660
ED Coordinator	Chamber Networking	Various Locations	135		Casa Grande Newspapers	30	\$165
ED Coordinator	Pinal Partnership	Unknown	180		ULI	200	\$380
ED Coordinator	Misc. Training or Conferences	Unknown	1,500				\$1,500
ED Coordinator	East Valley Partnership Event	Unknown	100				\$100
Town Clerk	ACMA Conf	Unknown	800		AMCA Dues	200	\$1,000
Town Clerk	Clerks Academy (AMCA Board Member)	Phoenix		600	ACMA Dues	700	\$1,300
Town Clerk	Election Training	Phoenix		600	IMCA	200	\$800
Deputy Town Clerk	Clerks Institute	Phoenix		800	IMCA	75	\$875
Deputy Town Clerk	Election Training	Phoenix		600	AMCA	45	\$645
Clerk's Office Notary	Three Notaries	N/A			NNA	100	\$100
			\$5,025	\$4,800		\$3,800	\$13,625

**Town of Florence
Department Budget Summary
Fiscal Year 2011-2012**

Department: Legal and Courts	Fund:
Program: Municipal Court	Fund/Departme 10-503

Fiscal Summary

Activity	Actual 2009-2010	Budget 2010-2011	Projected 2010-2011	Budget 2011-2012
Personnel Services	128,878	160,700	146,849	163,350
Contractual	13,558	28,000	27,400	27,600
Commodities	50,605	66,000	74,500	74,500
Other Charges	0	0	0	100
Total	\$193,041	\$254,700	\$248,749	\$265,550

Program narrative:

The Municipal Court Magistrate has jurisdiction over charges committed in the Town of Florence. Town ordinance violations are also heard along with civil traffic violations, misdemeanor offenses, parking violations and traffic violations. Effective January 1, 2009 is a new Administrative Order from the Presiding Judge of Pinal County that all lower jurisdiction courts will charge the same amount for all civil traffic offenses. The individual Courts are to follow the fines for misdemeanor charges within the Supreme Court guidelines.

The Court is assisted in collection of past due fines by a collection agency and the interception of Arizona State lottery refunds along with lottery winnings. In 2009 it was mandated that all Arizona Court go on F.A.R.E., (fines and r

Authorized Staffing Levels

Position Category	Non-Exempt Full Time	Non-Exempt Part Time	Exempt
Magistrate			1
Senior Court Clerk	1		
Court Clerk		1	
Total	1	1	1

2009-2010

Part-Time Clerk - 6 months @ 30 hours per week

General Fund #10
Fiscal Year 2011-2012

Department:
Number:

Courts
503

Account No./ Account Description	Actual FY 09/10	Budget FY 10/11	Projected FY 10/11	Budget FY 11/12
Personnel Services				
101 Salaries and Wages	79,415	80,700	108,150	120,075
102 Part-Time Salaries	13,846	38,300	0	0
103 Overtime	0	100	100	100
105 Holiday Pay	1,343	1,350	1,649	1,450
111 Az Retirement	7,591	11,900	9,100	12,300
121 Fica-Employers Portion	6,773	9,225	7,900	9,310
123 Workmans Compensation	183	325	250	215
124 Health, Accident & Life Insurance	19,727	18,800	19,700	19,900
Total Personnel Services	\$128,878	\$160,700	\$146,849	\$163,350
Contractual Service/Maintenance				
202 Postage	541	1,200	600	800
203 Reproduction / Printing	1,481	2,000	2,000	2,000
217 Professional Services	11,536	24,800	24,800	24,800
Total Contractual Services	\$13,558	\$28,000	\$27,400	\$27,600
Commodities				
301 Office Supplies	1,203	1,500	1,500	1,500
308 Books	2,345	2,500	3,000	3,000
314 Other	47,057	62,000	70,000	70,000
Total Commodities	\$50,605	\$66,000	\$74,500	\$74,500
Other Charges				
401 Dues and Subscriptions	0	0	0	100
402 Conferences, Business Meetings	0	0	0	0
403 Training and Development	0	0	0	0
408 Other Miscellaneous	0	0	0	0
Total Other Charges	\$0	\$0	\$0	\$100
Total Legal and Courts	\$193,041	\$254,700	\$248,749	\$265,550

**LEGAL AND COURTS
10-503**

Fiscal Year 2011-2012

	Budgeted
202-Postage The mailing of various legal notices, reports and letters.	\$ 800
203-Reproduction-Printing Printing of forms for the Municipal Court.	\$ 2,000
217- Professional Services Public Defender \$12,000 Jury Costs, \$1,000.00 Pro-Tem Judge \$1,000. Special Public Defender \$2,000 Special Prosecutor \$3,000 Interpreter \$1,000.00 (\$225 per hour) provisions must be available for public	\$ 24,800
222-Rental Charges	\$
301-Office Supplies Miscellaneous office materials	\$ 1,500
308-Books Update for Arizona Revised Statutes and Legal Reference Material. Increase is due to the rising cost of maintaining reference material.	\$ 3,000
314-Other \$40,000 The Court is unable to enforce its orders without the use of jail time. Increased to \$193.83 for the first day, 72.30 each day after.	\$ 70,000
316-Facilities Maintenance	\$
401-Dues, Subscriptions	\$ 100
402-Conference, Business Meetings This item is budgeted from the Judicial Collection Enhancement Fund #532	\$ 0
403-Training and Development This item is budgeted from the Judicial Collection Enhancement Fund #532	\$ 0
408-Other Miscellaneous	\$
Totals	\$ 102,200

**Miscellaneous Personnel Expenses
Fiscal Year 2011-2012**

**Courts
010-503**

Employee	Event	Event Location	Event Cost	Conferences, Business Mtgs	Organization Publication	Dues Fees	Total Cost
Magistrate					Arizona Magistrates Association	50	\$25
Magistrate					Arizona Courts Association	25	\$25
Senior Court Clerk					Arizona Courts Association	25	\$0
							\$0
							\$0
							\$0
							\$0
							\$0
							\$0
							\$0
Totals			\$0	\$0	\$0	\$100	\$50

**Town of Florence
Department Budget Summary
Fiscal Year 2011-2012**

Department: Town Attorney	Fund: 10
Program: Legal	Fund/Department #504

Fiscal Summary

Activity	Actual 2009-2010	Budgeted 2010-2011	Projected 2010-2011	Budget 2011-2012
Personnel Services	131,578	145,764	150,465	181,100
Contractual	2,843	3,600	1,850	4,200
Commodities	291	450	395	450
Other Charges	5,407	8,510	5,710	5,510
Total	\$140,119	\$158,324	\$158,420	\$191,260

Program narrative:

Advises the Mayor, Town Council, Town Manager Department managers, and Boards and Commissions relative to legal matters affecting the Town. Provide legal assistance to the Town Council and Town Manager, prepare and present reports and other necessary correspondence. This department is responsible for researching State and Federal laws, law digests, case law, legal opinions and judgments and other sources of information pertaining to facets of municipal legal matters, prosecuting criminal cases before the Municipal Court, appeal cases in the Superior Court, prepare civil cases for trial, investigate claims and complaints by or against the Town, try cases before County, State, and Federal courts, assisting in the foundation of policies, rules and regulations of the Town.

Authorized Staffing Levels

Position Category	Non-Exempt Full Time	Non-Exempt Part Time	Exempt
Town Attorney			Contract
Office Assistant	0.5		
College Intern		1	
Total	0.5	1	0

General Fund #10
Fiscal Year 2011-2012

Department
Number

Attorney
504

Account No./ Account Description	Actual 2009-2010	Budgeted 2010-2011	Projected 2010-2011	Budget 2011-2012
Personnel Services				
101 Salaries and Wages	99,136	113,716	117,500	123,100
102 Part-Time Salaries	6,720	6,000	0	18,000
105 Holiday Pay	0	661	0	775
111 Az Retirement	9,319	9,750	11,600	15,525
121 Fica-Employers Portion	7,963	7,560	8,900	10,850
123 Workman's Compensation	232	260	265	250
124 Health, Accident & Life Insurance	8,208	7,817	12,200	12,600
Total Personnel Services	\$131,578	\$145,764	\$150,465	\$181,100
Contracted Service/Maintenance				
201 Telephone	0	0	300	600
202 Postage	321	300	300	300
203 Reproduction/Printing	123	200	150	200
205 Legal Publications	248	100	100	100
217 Professional Charges	2,150	3,000	1,000	3,000
Total Contractual Services	\$2,843	\$3,600	\$1,850	\$4,200
Commodities				
301 Office Supplies	0	100	100	100
306 Fuel/Oil	92	250	150	250
308 Books	199	100	145	100
Total Commodities	\$291	\$450	\$395	\$450
Other Charges				
401 Dues & Subscriptions	3,193	4,510	4,510	4,510
402-Conferences & Business Meetings	46	500	500	500
408 Other Miscellaneous	2,167	3,500	700	500
Total Other Charges	\$5,407	\$8,510	\$5,710	\$5,510
Total Legal	\$140,119	\$158,324	\$158,420	\$191,260

Legal
10-504

Fiscal Year 2011-2012

	Budgeted
201-Phone	\$ 600
202- Postage To cover the mailing cost for Town Attorney (letters, correspondence, etc.)	\$ 300
203-Reproduction and Printing	\$ 200
205-Legal Publications	\$ 100
217-Professional Services To contract with outside legal counsel.	\$ 3,000
301-Office Supplies Estimated cost for pens, pencils, paper, and general office supplies, computer	\$ 100
306-Fuel/Oil Cost of fuel to travel	\$ 250
308- Books	\$ 100
401- Dues & Subscriptions Bar dues.	\$ 4,510
402-Conferences, Business Meetings Various training	\$ 500
403-Training and Development	\$ 0
408-Other Miscellaneous Litigation costs, filing fees, expert witnesses, ect.	\$ 500
Totals	\$ 10,160

**Town of Florence
Department Budget Summary
Fiscal Year 2011-2012**

Department: Finance	Fund: General
Program: Accounting	Department Number: 505

Fiscal Summary

Activity	Actual 2009-2010	Budgeted 2010-2011	Projected 2010-2011	Budget 2011-2012
Personnel Services	509,355	553,400	491,350	544,375
Contractual	72,502	76,600	71,081	74,350
Commodities	24,532	34,170	34,550	31,750
Other Charges	4,251	5,090	4,290	5,510
Total	\$610,640	\$669,260	\$601,271	\$655,985

Program narrative:

The Finance Department is responsible for recording all transactions related to the collection and disbursement of Town Funds: responsibility of fixed assets, accounting accounts payable accounts receivable, cash receipts, banking relations, general accounting functions, special special assessment billing/collection, monthly reporting, internal control processes, annual audit and budget preparation.

Authorized Staffing Levels

Position Category	Non-Exempt Full Time	Non-Exempt Part Time	Exempt
Finance Director			1
Special District Manager			1
Office Supervisor	1		
Accountant	2		
Payroll Specialist	1		
Utility Service Representative	1		
Assessment Specialist	1		
Office Assistant/Cashier	1.5		
Total	7.5	0	2

General Fund #10
Fiscal Year 2011-2012

Department
Number Finance
505

Account No./ Account Description	Actual 2009-2010	Budgeted 2010-2011	Projected 2010-2011	Budget 2011-2012
Personnel Services				
101 Salaries and Wages	358,378	386,000	345,500	387,350
102 Part-Time Salaries	0	0	0	0
103 Overtime	0	500	300	500
105 Holiday Pay	11,676	13,300	13,000	12,850
111 Az Retirement	34,785	39,400	37,600	40,325
121 Fica-Employers Portion	26,938	30,600	27,900	30,525
123 Workman's Compensation	909.24	1,350	1,050	900
124 Health, Accident & Life Insurance	76,669	82,250	66,000	71,925
Total Personnel Services	\$509,355	\$553,400	\$491,350	\$544,375
Contractual Service/Maintenance				
201 Phone	0	0	300	700
202 Postage	27,443	32,000	32,000	33,500
203 Reproduction / Printing	1,691	2,000	1,800	1,500
205 Legal Publication	1,969	2,000	2,000	2,000
208 General Equipment Repair	370	500	250	500
209 Vehicle Maintenance	143	100	100	150
211 Maintenance	2,478	2,000	2,000	2,000
217 Professional Services	1,000	1,000	0	1,000
219 Financial Audit	7,615	10,000	11,431	10,000
227 Bank Service Fees	27,935	25,000	19,200	21,000
231 Lease Purchase Payment	1,859	2,000	2,000	2,000
Total Contractual Services	\$72,502	\$76,600	\$71,081	\$74,350
Commodities				
301 Office Supplies	9,903	12,000	9,500	10,000
305 Tires, Batteries, etc.	0	0	0	0
306 Fuel - Oil	228.07	150	150	150
308 Books	0	100	0	100
314 Other	1	2,020	0	1,000
323 Software	14,172	19,400	24,400	20,000
324 Computers	228	500	500	500
Total Commodities	\$24,532	\$34,170	\$34,550	\$31,750
Other Charges				
401 Dues and Subscriptions	1,221	990	990	1,010
402 Conferences, Business Meetings	975	1,600	1,000	2,000
403 Training and Development	558	500	800	1,000
408 Other Miscellaneous	1,496	2,000	1,500	1,500
Total Other Charges	\$4,251	\$5,090	\$4,290	\$5,510
Total Finance	\$610,640	\$669,260	\$601,271	\$655,985

**FINANCE
10-505**

Fiscal Year 2011-2012

	Budgeted
201-Phone	\$ 700
202-Postage Mailing of A/P checks, billings, assessments bills, payroll items, correspondence, mailing utility bills.	\$ 33,500
203-Reproduction-Printing A/P checks: \$1,000 P/R checks: \$300 W-2 Forms\$200	\$ 1,500
205-Legal Publication Provision for advertising tax levy, budget notices	\$ 2,000
208-Office Equipment Repair Repair of various printers, calculators, computers office equipment	\$ 500
209-Vehicle Repair and Maintenance 2008 Explorer	\$ 150
211-Maintenance Other Copier \$2,100 and overages \$1,000 supplies, etc., any other maintenance items, phones, data lines. Folding Machine \$487 (Year 2011 free)	\$ 2,000
217-Professional Services Outside consulting assistance	\$ 1,000
219-Annual Audit Annual financial audit ranges between \$18,000-\$25,000 General Fund Portion- \$10,000	\$ 10,000
227- Bank Service Fees Banking service fees-net of compensating balance fees Provision for Credit/Debit card fees including banking charges \$7,000	\$ 21,000
231-Equipment Leases Pitney Bowes-Postage Machine	\$ 2,000
301-Office Supplies Cover expenditures such as paper, envelopes, writing equipment, and similar items. Hard copy reports from all financial applications must be kept for 3 years, supplies for debit/credit machine.	\$ 10,000
305-Tires, Batteries, etc.	\$ 0
306-Fuel-Oil Expense for Town vehicle used for Finance Staff.	\$ 150
308-Books Purchase books related to governmental finance, accounting and payroll.	\$ 100
314-Other Purchase minor office equipment New Calculators \$260 ea. X 2 = \$520 (Provision only), Replacement printers \$480 (Provision only)	\$ 1,000
323-Software Caselle Maintenance @ \$15,000 Time Clock Systems Support @ \$5,000 Annual	\$ 20,000
324-Computers	\$ 500
401-Dues, Subscriptions and Memberships Annual dues and subscriptions for various local, state and national organizations (see detail sheet).	\$ 1,010

402-Conference, Business Meetings Expenditures to attend and participate in local and state seminars and conferences.	\$	2,000
403-Training and Development Staff training related to job requirements.	\$	1,000
408-Other Miscellaneous Costs associated with federal and state reporting (reserve only)	\$	1,500
Totals	\$	111,610

**Miscellaneous Personnel Expenses
 FY 2011-2012
 Finance
 10-505**

Employee	Event	Event Location	Conference Costs	Training Cost	Organization Publication	Dues Fees	Total Cost
Director	AFOA Spring/Fall Conferences	Tucson/Prescott	2,000				\$2,000
All Staff	Various	Various		600			\$600
Dorothy Cardenas	Notary					100	\$100
					Arizona League of Cities-Model City Tax Code	50	\$50
					Payroll Managers Newsletter	400	\$400
Director					Governmental Finance Officers Association	200	\$200
Director					Governmental Finance Officers Association-AZ	65	\$65
Office Supervisor/Accounting				400	Governmental Finance Officers Association-AZ	195	\$595
Totals			\$2,000	\$1,000		\$1,010	\$4,010

**Town of Florence
Department Budget Summary
Fiscal Year 2011-2012**

Department: Grants	Fund:	General
Program: Grant Administration	Fund/Department #:	10-507

Fiscal Summary

Activity	FY 09-10 Actual	FY 10-11 Budget	FY 10-11 Projected	FY 11-12 Budget
Personnel Services	121,754	113,973	118,175	122,865
Contractual	531	1,300	1,000	800
Commodities	923	1,300	1,300	1,000
Other Charges	75	750	580	980
Total	\$123,282	\$117,323	\$121,055	\$125,645

Program narrative:

This program represents cost associated with grants administration.

Authorized Staffing Levels

Position Category	Non-Exempt Full Time	Non-Exempt Part Time	Exempt
Grants Coordinator			1
Grants Writer	1		
Total	1	0	1

General Fund #10
Fiscal Year 2011-2012

Department: Grants
Number: 507

Account No./ Account Description	Actual FY 09/10	Budgeted FY 10/11	Projected FY 10/11	Budget FY 11/12
Personnel Services				
101 Salaries and Wages	91,563	89,825	91,350	94,900
102 Part-Time Salaries	0	0	0	0
103 Overtime	0	0	0	0
105 Holiday Pay	1,628	1,628	2,250	1,765
111 Az Retirement	8,760	9,010	9,200	9,775
121 Fica-Employers Portion	6,870	7,000	7,050	7,400
123 Workman's Compensation	232	310	260	225
124 Health, Accident & Life Insurance	12,700	6,200	8,065	8,800
Total Personnel Services	\$121,754	\$113,973	\$118,175	\$122,865
Contracted Service/Maintenance				
201 Telephone	0	0	0	0
202 Postage	123	100	400	200
203 Reproduction/Printing	408	500	250	250
205 Legal Publications		200	100	100
217 Professional Services		500	250	250
Total Contractual Services	\$531	\$1,300	\$1,000	\$800
Commodities				
301 Office Supplies	871	1,200	1,200	800
306 Fuel-Oil	52	100	100	200
314 Other		0	0	0
323 Software		0	0	0
324 Computers/Printers		0	0	0
Total Commodities	\$923	\$1,300	\$1,300	\$1,000
Other Charges				
401 Dues, Subscriptions	75	250	180	180
402 Conference, Business Meetings		0	0	400
403 Training & Development		500	400	400
408 Other Miscellaneous		0	0	0
Total Other Charges	\$75	\$750	\$580	\$980
Total Grants	\$123,282	\$117,323	\$121,055	\$125,645

Grants
10-507

Fiscal Year 2011-2012

	Budgeted
201-Telephone	\$ 0
202-Postage	\$ 200
203-Reproduction-Printing	\$ 250
205 Legal Publications	\$ 100
217 Professional Services	\$ 250
301-Office Supplies	\$ 800
306-Fuel/Oil	\$ 200
314-Other	\$ 0
323-Software	\$ 0
324-Computers/Printer	\$ 0
401-Dues, Subscriptions	\$ 180
402-Conference, Business Meetings	\$ 400
403-Training and Development	\$ 400
408-Other Miscellaneous	\$ 0
Total	\$ 2,780

**2011-2012 Proposed Budget
Miscellaneous Personnel Expenses
Grants
10-507**

Employee	Event	Event Location	Conf	Training	Dues/ Fees	Total Cost
Grants Writer	Misc. Grant Workshops	In Phoenix or Tucson Area		200		\$200
Grants Coordinator	Misc. Grant Workshops	In Phoenix or Tucson Area		200		\$200
Grants Writer	Grants Conferences & Meetings	Arizona	200			\$200
Grants Coordinator	Grants Conferences & Meetings	Arizona	200			\$200
Grants Writer	Subscription to National Association				90	\$90
Grants Coordinator	Subscription to National Association				90	\$90
Total			\$400	\$400	\$180	\$980

**Town of Florence
Department Budget Summary
Fiscal Year 2011-2012**

Department: Human Resources	Fund:	General
Program: Human Resources	Fund/Department #:	10-508

Fiscal Summary

Activity	Actual 2009-2010	Budgeted 2010-2011	Projected 2010-2011	Budget 2011-2012
Personnel Services	147,801	146,125	146,723	150,835
Contractual	37,110	7,700	6,850	10,950
Commodities	2,384	5,950	5,950	8,750
Other Charges	1,276	1,375	1,256	3,010
Total	\$188,571	\$161,150	\$160,779	\$173,545

Program narrative:

The Human Resource Department is a support service of the Town. The department provides leadership in development and implimentation of sound personnel systems to attract, develop and retain a diverse, well qualified and professional workforce.

Authorized Staffing Levels

Position Category	Non-Exempt Full Time	Non-Exempt Part Time	Exempt
Human Resources Director			1
Human Resources Coordinator	1	0	
Total	1	0	1

General Fund #10
Fiscal Year 2011-2012

Department:
Number:

Human Resources
508

Account No./ Account Description	Actual 2009-2010	Budgeted 2010-2011	Projected 2010-2011	Budget 2011-2012
Personnel Services				
101 Salaries and Wages	110,934	109,000	109,111	111,975
102 Part-Time Salaries	0	0	0	0
103 Overtime	0	300	0	300
105 Holiday Pay	1,537	1,700	2,087	1,750
111 Az Retirement	10,572	10,950	10,965	11,525
121 Fica-Employers Portion	8,361	8,500	8,550	8,725
123 Workman's Compensation	285	375	310	260
124 Health, Accident & Life Insurance	16,112	15,300	15,700	16,300
Total Personnel Services	\$147,801	\$146,125	\$146,723	\$150,835
Contracted Service/Maintenance				
201 Telephone		0	300	600
202 Postage	407	300	150	900
203 Reproduction-Printing	234	400	200	400
205 Legal Publication/Advertising	713	1,500	700	1,500
217 Professional Charges	35,756	5,500	5,500	7,550
Total Contractual Services	\$37,110	\$7,700	\$6,850	\$10,950
Commodities				
301 Office Supplies	671	3,000	3,000	3,325
308 Books		0	0	0
314 Other	1,713	2,950	2,950	5,425
Total Commodities	\$2,384	\$5,950	\$5,950	\$8,750
Other Charges				
401 Dues & Subscriptions	940	825	706	2,460
402 Conferences, Business Meetings		0	0	0
403 Training and Development		200	200	200
408 Other Miscellaneous	336	350	350	350
Total Other Charges	\$1,276	\$1,375	\$1,256	\$3,010
Total Human Resources	\$188,571	\$161,150	\$160,779	\$173,545

**Human Resources
10-508**

Fiscal Year 2011-2012

	Budgeted
201-Telephone	\$ 600
Blackberry - \$600/yr (\$50/month)	
202- Postage	\$ 900
To cover the mailing cost for Personnel (letters, correspondence, etc.)	
203 - Reproduction-Printing	\$ 400
Copy paper, letterhead, envelopes (increase in application copying - \$400)	
205 - Legal Publication/Advertising	\$ 1,500
Advertisement - \$1500	
217-Professional Services	\$ 7,550
COBRA Administration - Caridian Fee - \$300	
CDL Drug Testing; random - \$1,500	
HireRight (CDL Random Drug Testing Selection & Reporting) - \$250	
RW Consulting - Benefit Stmt for FT ee's - \$0 for FY11-12	
DPS Fingerprint Background Investigations for New Hires & Vol-\$2,000	
Drug Testing (Pre-employment, Post-Accident) -\$500	
PSPR Local Board Expenditures - \$3,000	
301-Office Supplies	\$ 3,325
Employment Compliance Posters (10 locations) \$325	
Miscellaneous Office Supplies \$3,000	
308- Books	\$ 0
314-Other	\$ 5,425
Service Awards-\$2,000	
Employee & Volunteer Picnic \$0 for FY11-12	
December Holiday Event \$3,000	
Open Enrollment Meetings - Food/snacks \$100	
Job Fair Enrollment Fee -\$0 for FY11-12	
Miscellaneous Exp - \$350	
401- Dues & Subscriptions	\$ 2,460
402-Conferences, Business Meetings	\$ 0
403-Training and Development	\$ 200
408-Other Miscellaneous	\$ 350
Tuition Reimbursement -\$0	
B-Day, Anniversary, Sympathy, Congrats, Get Well Cards \$350	
Totals	\$ 22,710

2011-2012 Proposed Budget
 Miscellaneous Personnel Expenses
 Human Resources
 10-508

Employee	Event	Event Location	Conferences	Training & Development	Organization Publication	Dues Fees	Total Cost
HR Director				100	AZ Emp Law	400	\$500
HR Director				100	Thompson Publishing	450	\$550
HR Director					SHERM Membership	180	\$180
HR Coordinator					SHERM Membership	180	\$180
					On-line Trainings	1,250	\$1,250
							\$0
			\$0	\$200		\$2,460	\$2,660

**Town of Florence
Department Budget Summary
Fiscal Year 2011-2012**

Department: Community Development	Fund: General
Program: Planning, Zoning Building Safety and Code Enforcement	Fund/Department #: 10-510

***Community Development Department**

Fiscal Summary

Activity	FY 09-10 Actual	FY 10-11 Budget	FY 10-11 Projected	FY 11-12 Budget
Personnel Services	\$451,448	\$387,950	\$371,460	\$416,350
Contractual	\$77,210	\$193,000	\$228,700	\$216,000
Commodities	\$13,101	\$20,000	\$14,700	\$17,250
Other Charges	\$5,723	\$10,100	\$8,700	\$11,200
Total	\$547,482	\$611,050	\$623,560	\$660,800

Program narrative:

This department, administered by the Community Development Director*, is responsible for current and long range planning and zoning functions for the Town. Building inspection, plan review, historic preservation, transportation planning and code compliance activities are also supervised by this department.

Authorized Staffing Levels

Position Category	Non-Exempt Full Time	Non-Exempt Part Time	Exempt
Community Development Director			1
Senior Planner			1
Town Planner			1
Senior Building Inspector	1		
Building Inspector	1		
Permit Specialist	1		
Total	3	0	3

General Fund #10
Fiscal Year 2011-2012

Dept: Community Development
Number: 510

Account No./ Account Description	Actual 2009-2010	Budget 2010-2011	Projected 2010-2011	Budget 2011-2012
Personnel Services				
101 Salaries and Wages	318,412	276,800	268,700	290,700
102 Part Time Salaries	0	0		0
103 Overtime	0	500	0	500
105 Holiday Pay	6,553	5,000	4,850	9,200
111 Az Retirement	30,547	27,800	26,800	30,400
121 FICA-Employers Portion	22,851	21,600	19,800	23,000
122 Unemployment Tax	0	0	0	0
123 Workman's Compensation	2,639	2,200	2,710	1,900
124 Health, Accident & Life Insurance	70,446	54,050	48,600	60,650
Total Personnel Services	451,448	387,950	371,460	416,350
Contractual Service/Maintenance				
201 Telephone	1,445	1,900	1,900	1,900
202 Postage	1,212	900	900	900
203 Reproduction / Printing	2,282	2,500	500	2,500
205 Legal Publication	1,439	2,500	2,500	2,500
209 Vehicle Repair and Maintenance	303	1,000	500	1,000
211 Maintenance Other	42	2,000	200	2,000
212 Water/Sewer Charges	1,095	1,200	1,200	1,200
215 Electrical Charges	2,922	4,000	4,000	4,000
217 Professional Services	64,303	175,000	215,000	200,000
231 Lease/Purchase	2,167	2,000	2,000	0
Total Contractual Services	77,210	193,000	228,700	216,000
Commodities				
301 Office Supplies	1,851	2,000	2,000	2,000
304 Uniform Allowance	376	500	250	250
305 Tires, Batteries, Etc.	881	1,000	1,000	1,000
306 Fuel-oil	2,412	6,000	3,200	3,500
308 Books	0	500	500	500
313 Training Materials	0	0	0	0
314 Other	636	1,000	500	1,000
316 Facilities Maintenance	1,877	3,000	2,000	3,000
323 Software	5,069	6,000	5,250	6,000
324 Computers	0	0	0	0
Total Commodities	13,101	20,000	14,700	17,250
Other Charges				
401 Dues and Subscriptions	962	1,900	1,900	1,900
402 Conferences, Business Meetings	904	2,500	2,500	3,600
403 Training and Development	505	700	300	700
408 Other Miscellaneous	3,352	5,000	4,000	5,000
Total Other Charges	5,723	10,100	8,700	11,200
Total Planning & Zoning/Codes	\$547,482	\$611,050	\$623,560	\$660,800

**Community Development
10-510**

Fiscal Year 2011-2012

	Budgeted
201-Telephone Cellular Charges (phones for inspectors and Director).	\$1,900
202-Postage Covers normal correspondence, registered mail and return receipt requested.	\$900
203-Reproduction-Printing Covers permit forms for both Building Safety and Planning & Zoning; Printing of Zoning Codes, Zoning Maps and General Plans; misc. printing of business cards, reports, etc. Includes recording fees and other similar unexpected fees.	\$2,500
205-Legal Publication Covers Public Notices and signs for Planning & Zoning Commission and Town Council	\$2,500
209-Vehicle Repair and Maintenance Estimated maintenance costs for Building Safety and Planning fleet.	\$1,000
211-Maintenance Other Copier Maintenance	\$2,000
212-Water/Sewer Charges Water bill for 600 N. Main St.	\$1,200
215-Electric Charges Electric bill for 600 N. Main St.	\$4,000
217-Professional Services Outside Professional Services for plan reviews and inspections (est. \$175,000); On call planning/survey consultants for projects, annexations, zoning code, zoning map, etc. (est. \$25,000).	\$200,000
231-Lease/Purchase Maintenance contract and misc. costs on Planning Department copier.	\$0
301-Office Supplies General office supplies for the Planning Department; inspector toolkits; and kitchen, cleaning and other supplies for modular office.	\$2,000
304-Uniform Allowance	\$250
305-Tires, Batteries, etc. As required for the Building Safety and Planning fleet.	\$1,000
306-Fuel-Oil As required for the Building Safety and Planning fleet, and for occasional use of pool vehicles.	\$3,500
308-Books Accessory books on new building codes and planning literature.	\$500
313-Training Materials Videos, CDs and DVDs.	\$0
314-Other Water cooler; building maintenance costs; and additional file cabinets.	\$1,000
316-Facilities Maintenance Qwest; Benson alarm; and general maintenance.	\$3,000
323-Software Covers plan review software updates and additional services as may be required for Interlocking software (\$4,030.00).	\$6,000
324-Computers	\$0

401-Dues, Subscriptions and Memberships Includes ICBO, ICC, AZBO, ULI, APA and AICP.	\$1,900
402-Conference, Business Meetings Conference attendance by Commission members and Dept. Staff.	\$3,600
403-Training and Development Local workshops, "webinars", DVDs and misc. certifications and training.	\$700
408-Other Miscellaneous Funds allotted for code compliance activities.	\$5,000
Totals	\$244,450

**2011-2012 Proposed Budget
Miscellaneous Personnel Expenses
Community Development
10-510**

Employee	Event	Event Location	Conferences	Training & Development	Organization Publication	Dues Fees	Total Cost
Director	AzPA Conference	Tucson	\$1,000	\$200	APA/AICP/ULI Memberships	\$1,000	\$2,200
Director-Resistration Only	APA Conference	Los Angeles, CA	\$500	\$0	N/A	\$0	\$500
Planning Commission	AzPA Conference	Tucson	\$200	\$100	APA Membership for PZC	\$0	\$300
Planners (2)	AzPA Conference	Tucson	\$1,000	\$100	APA Membership for Planner I (2)	\$600	\$1,700
Senior Building Inspector	ICC/ICBO/AZBO	TBD	\$500	\$100	ICBO/ICC/AZBO Memberships	\$100	\$700
Building Inspector	ICC/ICBO/AZBO	TBD	\$250	\$100	ICBO/ICC/AZBO Memberships	\$100	\$450
Permit Specialist	AZBO	TBD	\$150	\$100	ICBO/ICC/AZBO Memberships	\$100	\$350
Director and Senior Building Inspector	LEED/Green: Training and Testing	TBD	\$0	\$0	N/A	\$0	\$0
Totals			\$3,600	\$700		\$1,900	\$6,200

**Town of Florence
Department Budget Summary
Fiscal Year 2011-2012**

Department:	Police	Fund:	General
Program:	Administration	Fund/Department Number:	10-511

Fiscal Summary

Activity	Actual 2009-2010	Budget 2010-2011	Projected 2010-2011	Budget 2011-2012
Personnel Services	284,683	275,790	273,846	280,245
Contractual	58,734	60,250	62,650	64,050
Commodities	18,363	21,500	19,300	16,800
Other Charges	1,646	4,750	4,750	5,568
Total	\$363,426	\$362,290	\$360,546	\$366,663

Program narrative:

The Administrative program is a part of the total operation of the Police Department. Administrative manages the efficient operation of the Police Department including, but not limited to, the planning staffing, coordination, reporting and budgeting for the total department.

Authorized Staffing Levels

Position Category	Non-Exempt Full Time	Non-Exempt Part Time	Exempt
Police Chief			1
Lieutenant			1
Office Supervisor	1		
Total	1	0	2

General Fund #10
Fiscal Year 2011-2012

Department: Police Administration
Number: 511

Account No./ Account Description	Actual 2009-2010	Budget 2010-2011	Projected 2010-2011	Budget 2011-2012
Personnel Services				
101 Salaries and Wages	199,994	196,700	190,091	206,300
102 Part-time Salaries	0	0	0	0
103 Overtime	0	500	250	500
105 Holiday Pay	1,818	1,820	1,725	2,010
109 Uniform Allowance	0	0	0	1,800
111 Az Retirement	4,157	4,300	3,800	4,855
119 Public Safety Retirement	15,160	20,500	25,005	18,910
121 FICA-Employers Portion	15,074	15,220	14,725	16,115
123 Workman's Compensation	17,147	7,050	5,750	6,580
124 Health, Accident, & Life Insurance	31,333	29,700	32,500	23,175
Total Personnel Services	\$284,683	\$275,790	\$273,846	\$280,245
Contractual Service/Maintenance				
201 Telephone	28,488	21,500	28,000	28,000
202 Postage	695	600	600	700
203 Reproduction / Printing	1,764	2,500	2,000	2,000
205 Legal Publication	867	500	500	550
208 General Equipment Repair	2,083	4,100	2,500	2,500
209 Vehicle Repair and Maintenance	535	2,000	1,500	2,000
210 Radio Repair and Maintenance	140	2,000	500	500
211 Maintenance Other	1,414	1,550	1,550	1,500
212 Water Charges	2,138	2,000	2,000	2,300
215 Electric Charges	19,816	22,500	22,500	23,000
222 Rental Charges	794	1,000	1,000	1,000
Total Contractual Services	\$58,734	\$60,250	\$62,650	\$64,050
Commodities				
301 Office Supplies	8,113	8,500	8,500	8,500
304 Uniform Allowance	2,226	2,000	2,000	1,250
305 Tires, Batteries, Etc.	9	1,250	1,250	1,250
306 Fuel-oil	3,357	4,000	3,500	4,000
312 Safety Equipment	287	500	500	500
313 Training Materials	0	500	0	0
314 Other	1,570	1,500	500	1,000
315 Janitorial Supplies	2,501	2,700	2,500	0
316 Facilities Maintenance	300	550	550	300
Total Commodities	\$18,363	\$21,500	\$19,300	\$16,800
Other Charges				
401 Dues and Subscriptions	272	1,550	1,550	1,800
402 Conferences, Business Meetings	355	300	300	300
403 Training and Development	716	2,000	2,000	1,000
408 Other Miscellaneous	303	900	900	1,000
444 Donation Expense	0	0	0	1,468
Total Other Charges	\$1,646	\$4,750	\$4,750	\$5,568
Total Police Administration	\$363,426	\$362,290	\$360,546	\$366,663

**POLICE ADMINISTRATION
10-511**

Fiscal Year 2011-2012

	Budgeted
201-Telephone This line item covers cellular phone charges and intoxilyzer phone line service. T-1 (1,000 per mo), air Cards (12 @ 49.00 per mo service contract) Air card for use with ICE computer (\$600)	\$ 28,000
202-Postage This line item covers postage costs for department shipping and mailings.	\$ 700
203-Reproduction-Printing This line item covers the cost of printing department forms, including officer activity, written warning citations, accident reports, stationary/letterhead, envelopes, ID cards, business cards, red tag stickers, parking tickets, emergency/non-emergency parking signs, Traffic/ARS citations and other miscellaneous forms/printing and log books	\$ 2,000
205-Legal Publication This line item covers advertisements needed in area newspapers for full and part-time personnel. This covers the purchase of (40) copies of the yearly updated AZ Criminal & Traffic Law Manuals for the department and department personnel.	\$ 550
208-General Equipment Repair This line item covers the cost of maintenance and repair for office equipment, to include maintenance agreements and/or service contracts.	\$ 2,500
209-Vehicle Repair and Maintenance This line item covers repair, parts, and maintenance excluding fuel, oil, tires, and batteries. This line may also include costs of repair/replacement parts for all vehicle mechanisms, including emergency equipment. This line also allocates for a continuous preventative schedule where all police vehicles receive routine maintenance at two (2) month and/or 3,000 mile intervals. Cost rise(s) are projected for general repairs due to repair parts and labor prices increasing.	\$ 2,000
210-Radio Repair and Maintenance This line item covers the maintenance agreement and/or service contract on radio equipment.	\$ 500
211-Maintenance Other Monthly Maintenance agreement for copy machine	\$ 1,500
212-Water Charges This line item covers water charges/payments for 425 N. Pinal St.	\$ 2,300
216-Electric Charges This line item covers electricity charges/payments for 425 N. Pinal St.	\$ 23,000
222-Rental Charges This line item covers charges for drinking water at \$110 per month.	\$ 1,000
301-Office Supplies This line item covers the cost of general office supplies, and various other supplies to include but not limited to cassette tapes (audio and video), toner cartridges for printers, cd's dvd, flashlights, assorted batteries, fax machine, paper shredders, and various other batteries, and other various equipment.	\$ 8,500
304-Uniform Allowance This line item covers uniform allowances for the Chief (\$900), Lieutenant (\$900), Admin. Assistant (\$250) any other equipment. This line also covers leather gear replacement's Explorer pants, shirts, belts, caps, and other various equipment (\$1,000)	\$ 3,000
305-Tires, Batteries, etc. This line item covers replacement tires and batteries for three (3) police vehicles. Cost increases are projected to permit purchases of specialty tires, which encompass high speed performance rating and handling characteristics desirable for police vehicles. This line also covers the purchase of hand-held radio batteries, and other various batteries utilized by the Explorers and department.	\$ 1,250

306-Fuel/Oil	\$	4,000
This line item covers the cost of fuel, oil, lubricants, and prevenative maintenance schedules for three (3) police vehicles. This line also allows for projected vehicle fuel and generator diesel fuel price increase's).		
312-Safety Equipment	\$	500
This line item covers the purchase of various safety equipment including first aid supplies for police administration. This line also covers repairs to safety equipment, and the cost of flares, traffic vests, CPR masks, disposable blankets, and hazmat suits, etc. This line allows for the usage of one case of flares per execution, and for bike patrol officer equipment		
313-Training Materials	\$	0
This line item covers targets and ammunition needed for firearms training and qualifications for the two sworn personnel in administration. This line also includes the purchase of supplies, handouts, and child crime preventative educational related items. Schooling for Chief, Lieutenant, Administrative Assistant, and System Security Officer is incorporated into this line.		
314-Other	\$	1,000
This line item covers the purchase of supplies for Crime Prevention Programs. This line also includes supplies for Explorer Scout program		
315-Janitorial Supplies	\$	0
This line item covers janitorial/custodial supplies for the maintenance of existing police facilities.		
316-Facilities Maintenance	\$	300
\$25 per month for exterminating charges		
401-Dues, Subscriptions and Memberships	\$	1,800
This line item covers all dues, subscriptions and memberships for police administration, including IAPC dues for Chief and Lieutenant, AZ Chiefs dues, Explorer fees, National Rifle Association, PCLEA dues, and Nat'l Notary Association dues, ILEAA		
402-Conference, Business Meetings	\$	300
This line item covers all police and law enforcement meetings, including the cost of hosting two PCLEA meetings.		
403-Training and Development	\$	1,000
This line item covers the maintaining of current levels of proficiency of our personnel and to obtain advance training requirements of AZ POST. IACP training, and cost for training per diem.		
408-Other Miscellaneous	\$	1,000
This line item covers costs of social assistance and food vouchers, this also encompasses the capability to assist families of domestic violence/crisis situations with lodging and meals for a few days. Cancer Insurance of Certified Police officers.		
444-Donation Expense	\$	1,468
Donations for specific purposes,		
Total	\$	86,418

Miscellaneous Personnel Expenses
 Police Administration
 Fiscal Year 2011-2012
 10-511

Employee	Event	Event Location	Conferences	Training & Development	Organization Publication	Dues Fees	Total Cost
Chief & Lt					Boys Scouts	100	\$100
Chief					IACP	100	\$100
Chief					NABI	100	\$100
Chief					AZ COP	200	\$200
Chief					PCLEA	100	\$100
Chief					Rocky MT	150	\$150
Chief					CG Dispatch	160	\$160
Chief					Various Subscriptions	440	\$440
Lt.					Nat'l Auto Theft Assoc	200	\$200
Chief					NENA	150	\$150
Chief, LT	Various Training			1,000	ILEAA	100	\$1,100
Chief	PCLEA Luncheons		300				\$300
			\$300	\$1,000		\$1,800	\$3,100

**Town of Florence
Department Budget Summary
Fiscal Year 2011-2012**

Department: Police	Fund: General
Program: Support Service	Fund/Department #: 10-512

Fiscal Summary

Activity	Actual 2009-2010	Budget 2010-2011	Projected 2010-2011	Budget 2011-2012
Personnel Services	486,130	566,526	574,550	538,025
Contractual	14,799	29,875	22,000	38,166
Commodities	14,415	17,200	11,000	23,200
Other Charges	2,384	3,800	4,200	3,300
Total	\$517,728	\$617,401	\$611,750	\$602,691

Program narrative:

The Support Services program is a part of the total operation of the Police Department. In effect, this program provides support for all activities of Operations. The Dispatch Center dispatches all calls for service, handles call-in complaints and provides necessary information to the Officer in the field.

Authorized Staffing Levels

Position Category	Non-Exempt Full Time	Non-Exempt Part Time	Exempt
Communication Supervisor	1		
Records Clerk	1	1	
Dispatcher	7	2	
Total	9	3	0

Hours per week

Part-time positions:

Records Clerk-1 30 each
 Dispatcher-2 30 each

PY request for additional 20 hrs dispatcher was revised to give existing 20 hrs dispatchers 10 hrs each for 2-30 hrs clerks.

General Fund #10
Fiscal Year 2011-2012

Department:
Number:

Police Support Services
512

Account No./ Account Description	Actual 2009-2010	Budget 2010-2011	Projected 2010-2011	Budget 2011-2012
Personnel Services				
101 Salaries and Wages	278,596	301,600	307,000	306,000
102 Part Time Salaries	63,119	89,750	90,650	65,900
103 Overtime	10,075	9,000	13,800	11,000
105 Holiday Pay	11,630	12,100	14,650	12,500
111 Az Retirement	33,113	41,000	45,950	38,850
121 FICA-Employers Portion	26,749	31,850	32,300	29,400
122 Unemployment Tax	0	0	0	0
123 Workman's Compensation	907	1,425	1,200	875
124 Health, Accident & Life Insurance	61,940	79,801	69,000	73,500
Total Personnel Services	\$486,130	\$566,526	\$574,550	\$538,025
Contractual Service/Maintenance				
204 Data Processing		0		0
207 Employee Bond	592	1,000	1,000	1,000
208 General Equipment Repair	0	1,000	500	500
210 Radio Repair and Maintenance	0	1,000	1,000	500
211 Maintenance Other	14,208	19,500	19,500	21,316
212 Water Charges	0	375	0	850
215 Electric Charges	0	7,000	0	14,000
Total Contractual Services	\$14,799	\$29,875	\$22,000	\$38,166
Commodities				
301 Office Supplies	4,487	6,000	4,500	4,500
304 Uniform Allowance	4,179	6,750	4,500	0
314 Other	0	0	0	14,200
315 Janitorial Supplies	0	700	0	0
316 Facility Maintenance	0	250	0	500
323 Software	1,577	1,000	0	1,000
324 Computers/Printers	4,172	2,500	2,000	3,000
Total Commodities	\$14,415	\$17,200	\$11,000	\$23,200
Other Charges				
401 Dues and Subscriptions	0	300	300	300
403 Training and Development	2,381	3,500	3,500	3,000
408 Other Miscellaneous	3	0	400	0
Total Other Charges	\$2,384	\$3,800	\$4,200	\$3,300
Total Police Support Services	\$517,728	\$617,401	\$611,750	\$602,691

POLICE SUPPORT SERVICES
10-512

Fiscal Year 2011-2012	Budgeted
204-Data Processing	\$ 0
207-Employee Bonding This line item covers fees, equipment, and required paperwork for Notary Public Bond for employees to include renewals	\$ 1,000
208-General Equipment Repair This line item covers the cost of repair to office equipment, and other various general equipment	\$ 500
210-Radio Repair and Maintenance This line item covers repair and maintenance of radio equipment, and recording system not covered under normal service agreements	\$ 500
211-Maintenance/Other This line covers annual maintenance agreements for Critical software. Eveodence Tracker software (\$1,000), telephone/radio recording device, radio equipment-Provision for hardware failure-\$2,000, LEADS (\$4,500), Spillman maintenance and mobile module maintenance (\$7,600), Spillman Firewall (\$650), Offender Watch (\$600), RMIN (\$150), Leads Power Plus (pawn software) (\$2,578) and any other software maintenance.	\$ 21,316
212-Water Charges Charges for water, sewer and sanitation for evidence building.	\$ 850
215 Electric Charges Charges for evidence building	\$ 14,000
301-Office Supplies This line item covers radio/telephone headsets, heavy usage 24/7 chairs, office supplies, organizing equipment	\$ 4,500
304-Uniform Allowance This line item covers uniform allowances of full and part-time employees-11 X \$250, Provision for 2 turn-over @ \$250 each	\$ 3,250
314-Other Pinal County 911 maintenance fees, line insurance, diagnostic lines @ \$926 mo plus \$3,000 This line is a provision only and may not be used for any other expense.	\$ 14,200
315 Janitorial Supplies Evidence Building	\$ 0
316 Facility Maintenance Pest Control	\$ 500
323- Software Property/Evidence Software (\$1,000)	\$ 1,000
324- Computer/Printers Purchase of inkjet/laser printers and scanners \$800, barcard scanner \$2,000	\$ 3,000
401-Dues, Subscriptions This line item covers the cost of dues and/or fees for National Notary Association, NENA, and APCO memberships	\$ 300
403-Training and Development This line item covers E911 training for PSAP dispatch/operators, continuous training, per diem, travel expense for new hires, online 911 dispatch, NIMS	\$ 3,000
408-Other Miscellaneous This line item covers the cost of miscellaneous publications and/or items	\$ 0
Totals	\$ 67,916

**Town of Florence
Department Budget Summary
Fiscal Year 2011-2012**

Department:	Police	Fund:	General
Program:	Volunteer Program	Fund/Department Number:	10-513

Fiscal Summary

Activity	Actual 2009-2010	Budget 2010-2011	Projected 2010-2011	Budget 2011-2012
Personnel Services	0	9,000	9,000	9,000
Contractual	0	5,000	4,500	4,500
Commodities	0	12,450	9,462	9,550
Other Charges	0	950	950	350
Total	\$0	\$27,400	\$23,912	\$23,400

Program narrative:

The Volunteer Program embraces the concept of Community Policing. Volunteers provide invaluable service to the Police Department, assisting in traffic control, noise control, court assistance, clerical assistance, and many other processes related to community policing service.

Authorized Staffing Levels

Position Category	Non-Exempt Full Time	Non-Exempt Part Time	Exempt
Volunteers			
Total	0	0	0

**General Fund #10
Fiscal Year 2011-2012**

**Department:
Number:**

**Police Volunteer
Program**

513

Account No./ Account Description	Actual 2009-2010	Budget 2010-2011	Projected 2010-2011	Budget 2011-2012
Personnel Services				
123 Workman's Compensation		9,000	9,000	9,000
Total Personnel Services	\$0	\$9,000	\$9,000	\$9,000
Contractual Service/Maintenance				
201 Telephone				0
202 Postage				0
203 Reproduction / Printing				0
208 General Equipment Repair				0
209 Vehicle Repair and Maintenance		5,000	4,500	4,500
210 Radio Repair and Maintenance				0
211 Maintenance Other				0
Total Contractual Services	\$0	\$5,000	\$4,500	\$4,500
Commodities				
301 Office Supplies		0	0	0
304 Uniform Allowance		900	912	1,000
305 Tires, Batteries, Etc.		5,000	4,000	4,000
306 Fuel-oil		6,000	4,000	4,000
312 Safety Equipment		300	300	300
313 Training Materials		250	250	250
Total Commodities	\$0	\$12,450	\$9,462	\$9,550
Other Charges				
401 Dues and Subscriptions		150	150	150
402 Conferences, Business Meetings		300	300	0
403 Training and Development		500	500	0
408 Other Miscellaneous				200
Total Other Charges	\$0	\$950	\$950	\$350
Total Police Administration	\$0	\$27,400	\$23,912	\$23,400

**POLICE VOLUNTEER PROGRAM
10-513**

Fiscal Year 2011-2012

	Budgeted
201-Telephone	\$ 0
202-Postage	\$ 0
203-Reproduction-Printing	\$ 0
208-General Equipment Repair	\$ 0
209-Vehicle Repair and Maintenance This line item covers repair,parts and maintenance for volunteer vehicles	\$ 4,500
210-Radio Repair and Maintenance	\$ 0
211-Maintenance Other	\$ 0
301-Office Supplies	\$ 0
304-Uniform Allowance This line item is for shirts,caps for VIPS/House Watch volunteers	\$ 1,000
305-Tires, Batteries, etc. Replacement tires, batteries, fuses for volunteer vehicles	\$ 4,000
306-Fuel/Oil Fuel and oil lubricants and preventive maintenance	\$ 4,000
312-Safety Equipment Safety traffic vest and first aid kits for volunteers	\$ 300
313-Training Materials Training materials for house watch and block watch	\$ 250
401-Dues, Subscriptions and Memberships Dues for Volunteer Chaplains	\$ 150
402-Conference, Business Meetings Annual banquet for volunteers	\$ 0
403-Training and Development Training to for Police volunteers	\$ 0
408-Other Miscellaneous Volunteer Banquet	\$ 200
Total	\$ 14,400

Miscellaneous Personnel Expenses
Police Volunteer Program
Fiscal Year 2011-2012
10-513

Employee	Event	Event Location	Conferences	Training & Development	Organization Publication	Dues Fees	Total Cost
							\$0
VIP Chaplain					In'l Assoc of Chaplains	150	\$150
							\$0
							\$0
							\$0
							\$0
							\$0
							\$0
							\$0
							\$0
							\$0
							\$0
							\$0
			\$0	\$0		\$150	\$150

**Town of Florence
Department Budget Summary
Fiscal Year 2011-2012**

Department: Police	Fund: General
Program: Operations	Fund/Department #: 10-514

Fiscal Summary

Activity	Actual 2009-2010	Budget 2010-2011	Projected 2010-2011	Budget 2011-2012
Personnel Services	1,908,966	1,969,900	1,704,410	2,142,685
Contractual	69,292	97,500	85,900	97,750
Commodities	151,072	205,500	170,500	170,000
Other Charges	18,814	24,450	20,450	20,775
Total	2,148,143	2,297,350	1,981,260	2,431,210

Program narrative:

The operations program is part of the total operation of the Police Department. Operations is the backbone of the Police Department. It includes all activities and programs associated with patrol and investigative functions. Patrol responds to all calls for service. Investigation handles all serious and major crimes.

Authorized Staffing Levels

Position Category	Non-Exempt Full Time	Non-Exempt Part Time	Exempt
Sergeant	4		
Detective	3		
Officer (one position frozen)	22		
Crime Analyst		1	
Evidence Technician	1	1	
Total	29	0	0

General Fund #10
Fiscal Year 2011-2012

Department :
Number:

Police Operations
514

Account No./ Account Description	Actual 2009-2010	Budget 2010-2011	Projected 2010-2011	Budget 2011-2012
Personnel Services				
101 Salaries and Wages	1,241,046	1,272,900	994,500	1,336,800
102 Part-Time Wages	0	0	40,400	48,150
103 Overtime	101,791	75,000	128,600	80,000
105 Holiday Pay	52,845	54,600	59,500	56,800
109 Uniform Allowance	0	0	0	32,000
111 Az Retirement	0	0	0	8,375
119 Public Safety Retirement	133,760	146,440	154,100	169,900
121 FICA-Employers Portion	102,920	107,510	95,000	115,735
122 Unemployment Tax	5,720	0	1,310	0
123 Workman's Compensation	44,919	61,400	47,000	57,225
124 Health, Accident & Life Insurance	225,966	252,050	184,000	237,700
Total Personnel Services	\$1,908,966	\$1,969,900	\$1,704,410	\$2,142,685
Contractual Service/Maintenance				
205 Legal Publication	1,110	1,500	1,500	1,600
208 General Equipment Repair	1,254	2,000	1,400	2,150
209 Vehicle Repair and Maintenance	36,088	48,000	40,000	48,000
210 Radio Equipment Repair and Maint	7,563	10,000	7,000	10,000
211 Maintenance Other	493	1,000	1,000	1,000
217 Professional Services	22,785	35,000	35,000	35,000
Total Contractual Services	\$69,292	\$97,500	\$85,900	\$97,750
Commodities				
302 Operating Supplies	10,420	15,000	11,000	12,000
304 Uniform Allowance	26,287	30,000	25,000	0
305 Tires, Batteries, Etc.	9,756	22,500	20,000	20,000
306 Fuel-oil	82,194	100,000	90,000	110,000
307 Animal Care	2,762	4,500	3,500	4,000
309 Firearm Supplies	10,486	18,000	10,000	12,000
312 Safety Equipment	4,577	6,000	3,000	4,000
314 Other	4,590	6,500	5,000	5,000
321 Incident Medical/Dental	0	3,000	3,000	3,000
Total Commodities	\$151,072	\$205,500	\$170,500	\$170,000
Other Charges				
401 Dues and Subscriptions	475	1,250	1,250	1,375
403 Training and Development	15,426	20,000	16,000	16,000
408 Other Miscellaneous	2,913	3,200	3,200	3,400
Total Other Charges	\$18,814	\$24,450	\$20,450	\$20,775
Total Police Operations	\$2,148,143	\$2,297,350	\$1,981,260	\$2,431,210

POLICE OPERATIONS
10-514

Fiscal Year 2011-2012

	Budgeted
205-Legal Publication This line item covers needed publications and various Arizona criminal and traffic law manuals for each officer.	\$ 1,600
208-General Equipment Repair This line item covers the cost of maintenance and repair of office equipment, to include maintenance agreements and/or service contracts	\$ 2,150
209-Vehicle Repair and Maintenance This line item covers repair, parts, and maintenance excluding fuel, oil, tires, and batteries. This line may also include costs of repair/replacement parts for all vehicle mechanisms, including emergency equipment. This line also allocates for a continuous preventative schedule where all police vehicles receive routine maintenance at two (2) month and/or 3,000 mile intervals. Cost rise's are projected for general repairs due to repair parts and labor prices increasing and the age of the vehicle, maintenance for (6) police bikes and CS vehicle's) completion	\$ 48,000
210-Radio Repair and Maintenance This line item covers costs of repair/maintenance contracts on department radio equipment. Maintenance agreement with Shores Communication @ \$585.00 a month including other repairs not covered by contract including mobile radios, radio console's), and radio tower, etc.	\$ 10,000
211-Maintenance/Other This line item covers miscellaneous items and/or equipment and various computer related equipment.	\$ 1,000
217-Professional Services This line items covers the cost for Pinal County Animal Care and Control monthly service fees	\$ 35,000
302-Operating Supplies This line item covers the cost to purchase (6) hand held radios, mobile radios, portable radio/headsets, digital cameras, flash unit, tape recorders, crime scene equipment, radar units and portable breath test apparatus, hazardous material disposal fees (\$5000)	\$ 12,000
304-Uniform Allowance This line item covers the uniform allowance for all certified patrol officers, reserve officers, and new officers. This also includes the cost of new patches, badges, hat badges, for all areas of police operations including specialized positions. Purchase of new and/or replacement bullet proof vests is included with this line item. Uniform for Evidence Techs. 21 Officers, 3 detectives, 4 Sergeants,-28 @ \$900 each, Turn-over reserve-4@ \$900 4 Reserve Officers @ \$450, Evidence Technician \$ \$750, 30 hr. Evidence Tech @ \$562.50	\$ 32,000
305-Tires, Batteries, etc. This line item covers needed replacement of tires, batteries, fuses, etc., for police vehicles. Cost increases are projected to permit purchases of specialty tires, which encompass high speed performance rating and handling characteristics desirable for police vehicles. This line also covers the purchase of hand-held radio batteries, and other various batteries utilized by department police operations fleet.	\$ 20,000
306-Fuel/Oil This line item covers the cost of fuel, oil, lubricants, and preventative maintenance program for police vehicles.	\$ 110,000
307-Animal Care This line item covers the purchase of food and other supplies for the department's K9 units. This also includes veterinary fees, check-ups, dental work, and any other K9 expenses.	\$ 4,000
309-Firearm Supplies This line item covers the purchase of targets and ammunition needed for fire arms training and qualifications required by AZ POST, including semi-annual qualifications for day and night shoot with duty issued firearm, shotgun, and rifles. Purchase of six (6) tasers, (6) glocks, duty leather for officers, bullet proof safety vest and SIMS material and equipment.	\$ 12,000
312-Safety Equipment This line item covers the purchase of road flares, first aid supplies, hand sanitizer, ISIAAH protective clothing, traffic cones, barricade tape, rubber gloves, fire extinguisher refills, non-lethal deterrent for humans and animals, barricades, bike/motor patrol safety needs	\$ 4,000
314-Other This line item covers the purchase of drug test kits, alcohol test kits, blankets, physical	\$ 5,000

exams, drug testing, polygraph exams, psychological exams, and background investigations for new hires, purchases of blood draw and blood storage kits included.

321-Incidental Medical/Dental \$ 3,000

This line item covers medical treatment of person(s) taken into custody. Although policy states we will generally not arrest person(s) in need of medical treatment, at times it's unavoidable. Additionally, this fund is used to pay for medical exams required for prosecution, such as rape and child molestation examinations.

401-Dues, Subscriptions \$ 1,375

This line item covers dues, subscriptions, and memberships to beneficial and appropriate associations/organizations for police personnel. This line also covers subscriptions, periodicals, and newsletters which are beneficial and appropriate to the police department, including association dues for evidence and ID personnel, ANOA membership as this can provide free training (AZ Narcotics Officer Association), and Bunco Association.

403-Training and Development \$ 16,000

This line item covers maintaining current levels of proficiency, and to obtain advance training for personnel. This line also insures that compliance with annual training requirements of Arizona Peace Officers Standards and Training Board (AZ POST) are met. IACP training, assessment testing, Carlota Police Academy costs, and daily per diem for new hires is included.

408-Other Miscellaneous \$ 3,400

This line item covers other miscellaneous equipment and or items that are needed and Cancer insurance for certified officers (31 @ \$100 ea)

Totals \$ 320,525

2011-2012 Proposed Budget
Miscellaneous Personnel Expenses
 Police Operations
 10-514

Employee	Event	Event Location	Event Cost	Organization Publication	Dues Fees	Total Cost
Sgts/Det/Officers	Various Trng		16,000			\$16,000
P/E Tech				Int'l Assoc of Identification	70	\$70
P/E Tech(s)				Int'l Assoc of P/E	150	\$150
						\$0
P/E Tech				Int'l Assoc of Arson	75	\$75
Sgt & 3 Officers	Boys Scouts			Membership	75	\$75
Explorers	Boys Scouts			Membership	180	\$180
Explorers	Boys Scouts			Charter Fee	75	\$75
Sgts Pankey/Morris/Lee				NENA	150	\$150
Sgts/Det/Officers				Subscriptions & Dues	600	\$600
			\$16,000		\$1,375	\$17,375

**Town of Florence
Department Budget Summary
Fiscal Year 2011-2012**

Department: Fire	Fund: General
Program: Administration	Fund/Department Number: 10-515

Fiscal Summary

Activity	Actual 2009-2010	Budget 2010-2011	Projected 2010-2011	Budget 2011-2012
Personnel Services	117,501	117,321	115,875	127,935
Contractual	25,071	37,481	28,504	30,570
Commodities	3,163	1,900	1,800	4,000
Other Charges	1,928	2,565	2,015	3,321
Total	\$147,662	\$159,267	\$148,194	\$165,826

Program narrative:

This program provides for the management and administration of the Town's Fire Department, data collection and budget control.

Authorized Staffing Levels

Position Category	Non-Exempt Full Time	Non-Exempt Part Time	Exempt
Chief			1
Administrative Assistant	1		
Total	1	0	1

General Fund #10
Fiscal Year 2011-2012

Department: Fire Administration
Number:

515

Account No./ Account Description	Actual 2009-2010	Budget 2010-2011	Projected 2010-2011	Budget 2011-2012
Personnel Services				
101 Salaries and Wages	102,181	101,621	100,500	96,825
102 Part-Time Salaries	0	0	0	0
103 Overtime	0	250	0	0
105 Holiday Pay	1,251	1,255	1,660	1,300
111 Az Retirement	2,866	2,950	2,950	3,100
112 Pension Retirement	0	0	0	0
119 Public Safety Retirement	0	0	0	0
121 FICA-Employers Portion	7,913	7,900	7,825	7,510
123 Workman's Compensation	2,223	2,925	2,350	2,400
124 Health, Accident & Life Insurance	1,066	420	590	16,800
Total Personnel Services	\$117,501	\$117,321	\$115,875	\$127,935
Contractual Service/Maintenance				
201 Telephone	2,710	3,222	2,800	3,225
202 Postage	78	375	175	395
203 Reproduction / Printing	432	300	200	500
208 General Equipment Repair	196	250	200	250
211 Maintenance Other	500	629	629	1,100
212 Water	2,527	3,000	3,500	3,500
215 Electric	13,131	13,130	15,000	15,600
217 Professional Services	5,496	16,575	6,000	6,000
222 Rental Charges	0	0		0
Total Contractual Services	\$25,071	\$37,481	\$28,504	\$30,570
Commodities				
301 Office Supplies	1,463	1,500	1,500	2,000
308 Books	0	100	0	0
314 Other	0	0	0	0
324 Computers/Printers	1,700	300	300	2,000
Total Commodities	\$3,163	\$1,900	\$1,800	\$4,000
Other Charges				
401 Dues and Subscriptions	335	690	690	555
402 Conferences, Business Meetings	0	1,000	450	1,365
403 Training and Development	0	0	0	0
407 Community Promotion	1,463	375	375	1,000
408 Other Miscellaneous	130	500	500	300
409 Donation Expense	0	0	0	101
Total Other Charges	\$1,928	\$2,565	\$2,015	\$3,321
Total Fire Administration	\$147,662	\$159,267	\$148,194	\$165,826

FIRE ADMINISTRATION
10-515

Fiscal Year 2011-2012

	Budgeted
201-Telephone Staff officer Nextel radio, cellular phone and connection card data plan x 3 charges	\$ 3,400
202- Postage and shipping through USPS, UPS, FedEx, Insurance on items	\$ 395
203-Reproduction/Printing Letterhead stationary, envelopes, Business cards, EMS and Inspection Forms	\$ 500
208-General Equipment, Repairs Miscellaneous repairs for typewriter, computer, printer, office equipment, etc.	\$ 550
211- Maintenance Other Copier maintenance agreement	\$ 629
212-Water Charges Water usage @ 72 East 1st Street, including irrigation meter	\$ 3,000
215-Electric Charges Electric usage @ 72 East 1st Street	\$ 15,600
217-Professional Services Outside instructor for AZ Department of Health Services, AZ State Fire Marshal Office. AZ State Land and National Wildfire Coordinating Group certification classes, etc. Physician contract for respirator certification per OSHA 1910.134, Dev. Prep., etc. Allowance for fire plans review and fire inspection professional service.	\$ 17,000
301-Office Supplies Office supplies, copier and printer paper, pens, pencils, notebooks, calendars, desk supplies, markers, whiteboard cleaner and erasers, decorations, accessories, paper shredder, wall hangings, file cabinets, podium, etc.	\$ 2,625
308-Books Haz mat, EMS , Fire Operations, Management and Supervision, Driver/Operator	\$ 120
314-Other Misc. supplies and equipment, etc.	\$ 1,500
324- Computers/Printers,/Fax/Scanners, laptop computer for training	\$ 3,000
401-Dues, Subscriptions Membership to International Fire Chief's Association & NFPA for Fire Chief. Membership to AEMS. NFPA Codes updates. Purchase of one set of NFPA books. National Magazines, and Code Books.	\$ 690
402-Conferences & Business Meetings IAFC Conferences, NFPA Conferences, State & County Fire Chief Conferences, etc., for Fire Chief, Station Design Conference.	\$ 1,090
403-Training & Development Training sessions thru State, AZ. Fire Chiefs, IAFC, NFPA, National Organizations.	\$ 375
407-Community Promotion Expense Fire safety/education programs for schools and the general public. Fire Department awards and retirement presentations, public awareness programs, etc. MADD program for HS.	\$ 1,500
408-Miscellaneous Miscellaneous costs, etc.	\$
444-Donation Expense Donations for specific purposes.	\$ 101
Totals	\$ 52,075

2011-2012 Proposed Budget
Miscellaneous Personnel Expenses
 Fire Administration
 10-515

Employee	Event	Event Location	Conference Cost	Training Cost	Organization Publication	Dues Fees	Total Cost
Chief	IAFC Conference	Las Vegas NV	990				\$990
Chief					IAFC Dues	225	\$225
					NFPA	125	\$125
					Az. State Chiefs	145	\$145
					Fire Chief Mag	60	\$60
					Fire Rescue		\$0
					Firehouse Mag		\$0
					Pinal County		\$0
Chief	AS Fire Chiefs Conference	Glendale AZ	375				\$375
			\$1,365	\$0		\$555	\$1,920

**Town of Florence
Department Budget Summary
Fiscal Year 2011-2012**

Department: Fire	Fund: General
Program: Protection Station 549	Fund/Department #: 10-516

Fiscal Summary

Activity	Actual 2009-2010	Budget 2010-2011	Projected 2010-2011	Budget 2011-2012
Personnel Serv.	950,057	840,770	892,815	942,025
Contractual	45,636	36,800	36,200	42,100
Commodities	62,666	68,925	65,231	74,825
Other Charges	6,263	6,125	4,825	10,550
Total	\$1,064,623	\$952,620	\$999,071	\$1,069,500

Program narrative:

This program provides for the support staff and operation of the Town's Fire Department.

Authorized Staffing Levels

Position Category	Non-Exempt Full Time	Non-Exempt Part Time	Exempt
Captain	3		
Engineer	3		
Firefighters	6		
*Fire Fighters-On Call		15	
Total	12	15	0

*Between 15 to 20 Historically

General Fund #10
Fiscal Year 2011-2012

Department: Fire Protection Station 549
Number: 516

Account No./ Account Description	Actual 2009-2010	Budget 2010-2011	Projected 2010-2011	Budget 2011-2012
Personnel Services				
101 Salaries and Wages	589,612	540,870	552,650	565,500
102 Part-time Salaries	16,534	0	8,215	17,000
103 Overtime	59,200	43,000	60,700	71,000
105 Holiday Pay	17,370	22,900	23,000	23,925
106 Standby	0	0	1,000	1,000
112 Pension Retirement	151	0	0	0
119 Public Safety Retirement	53,417	46,100	55,700	58,625
121 FICA-Employers Portion	49,024	44,700	48,600	50,000
122 Unemployment Tax	0	0	0	0
123 Workman's Compensation	18,762	21,900	20,150	22,325
124 Health, Accident & Life Insurance	145,987	121,300	122,800	132,650
Total Personnel Services	950,057	840,770	892,815	942,025
Contractual Service/Maintenance				
203 Reproduction/Printing	0	0	0	300
204 Data Processing	0	500	0	1,500
208 General Equipment Repair	209	300	200	300
209 Vehicle Repair and Maintenance	36,842	26,000	30,000	35,000
210 Radio Repair and Maintenance	5,960	7,000	4,000	2,500
211 Maintenance/Other	2,625	3,000	2,000	2,500
215 Electrical Charges	0	0	0	0
217 Professional Services	0	0	0	0
Total Contractual Services	45,636	36,800	36,200	42,100
Commodities				
302 Operating Supplies	6,875	7,000	7,000	7,000
304 Uniform Allowance	8,170	10,725	10,725	10,725
305 Tires, Batteries, Etc.	2,480	2,000	2,000	4,400
306 Fuel-oil	12,447	12,000	11,000	13,000
308 Books	141	200	0	200
310 Chemicals	5,905	5,250	5,250	6,500
311 Small Tools	1,000	1,050	1,056	1,100
312 Safety Equipment	9,552	11,000	11,000	12,000
314 Other	2,605	4,200	4,200	2,500
315 Janitorial Supplies/Service	0	0	0	0
316 Facilities Maintenance	7,830	7,500	8,000	8,000
321 Incidental Medical Services	3,760	7,500	4,500	8,500
324 Computers	1,900	500	500	900
Total Commodities	62,666	68,925	65,231	74,825
Other Charges				
401 Dues and Subscriptions	300	225	225	550
403 Training and Development	4,763	4,700	3,000	8,400
408 Other Miscellaneous	1,200	1,200	1,600	1,600
Total Other Charges	6,263	6,125	4,825	10,550
Total Fire Protection Station 549	1,064,623	952,620	999,071	1,069,500

FIRE PROTECTION - STATION 549
10-516

Fiscal Year 2011-2012

	Budgeted
203-Reproduction/Printing Fire safety brochures, community safety & educational materials, flyers, notifications. EMS Incident Reports, Inspection Reports, etc. Business cards.	\$ 300
204-Data Processing New & updated software program & service, support, updates, and repairs to computers. Contract with Fire House Software \$900, Hazmat Software	\$ 1,500
208-General Equipment Repair Miscellaneous repairs to small mechanical equipment including generators, welders, hydraulic cutters, port-a-powers, saws, etc.	\$ 300
209-Vehicle Repair and Maintenance Misc. repairs parts, accessories, maintenance supplies, preventative maintenance, misc. routine repairs, tune-up, and emergency repairs. Vehicle repairs by outside mechanic with mobile unit AJFD.	\$ 35,000
210-Communications Equipment Purchase, Repair, and Maintenance Radio service, maintenance and repair to the pagers, mobile, and hand held radios. Replacement of hand held radio batteries due to age and wear. Radio installation and non-contract service and repairs, etc. Install radio headsets. Purchase new portable radios, purchase and install new mobile radios, Opticom repair Tower work by contractors.	\$ 2,500
211- Maintenance/Other Rescue equipment repair, testing and service contracts. Small engine equipment, pumps generators, rescue tools, blowers, SCBA disinfectant, Hydro test SCBA's, SCBA trailer maintenance and repair. Chain saw blades.	\$ 2,500
217- Professional Services	\$ 0
302-Operating Supplies Small household appliances, kitchen supplies, cleaning supplies, photography/video supplies, cleaning detergents for laundering protective clothing, mop & brooms. General janitorial supplies, Propane refills, Oxygen refills, Pest control.	\$ 7,000
304-Uniform Allowance Uniform replacement for staff: 3 Trousers, 6 T-Shirts, 2 Sweatshirts, Shorts, Class A Shirt & Trousers, Coat, Sweatshirt Patches, Ball Caps, Boots, Belts, Badges, & Accessories for New Members Steel toe shoes 1pair. Allowance \$825 X 13=\$10,725	\$ 10,725
305-Tires, Batteries, Bells, Hoses, etc. Replacement of tires on fire apparatuses. Replacement of tires on support vehicles. Replacement of batteries for vehicles and apparatuses. Replacement of belts and hoses for vehicles and apparatuses. Lights- emergency and running lights.	\$ 4,400
306-Fuel/Oil Diesel, gasoline, and oil for apparatus, generators, engine powered blowers, mobile air compressor, rescue tools, staff, and support vehicles.	\$ 13,000
308-Books and Publications IFSTA Essentials of Firefighting manuals and student workbooks for training recruits. Manuals for NWCG, wild land firefighting and Emergency Med. Technology classes. Maps and directions for station and fire apparatus. Hazmat and Emergency Response Guide, ect. Update NFPA publications, IFC publications.	\$ 200
310- EMS, Drugs Supplies ALS drug box supplies, ALS medical boxes and bags. Heart Monitor Batteries, electrodes, etc. Spinal extrication back boards, C-spine equipment, trauma bandages, gloves & etc. IV Solutions, Telemetry Cables, D50 Dextrose for non transported pts.	\$ 6,500
311-Small Tools Electric, pneumatic, hand tools. Saws, drills, cutters, hammers, wrenches	\$ 1,100
312-Safety Equipment Turnout clothing replacement for protective pants, coats, helmets, boots, firefighting gloves, suspenders, nomex hoods, and accessories. Replace turnout gear for part time personnel. Wildland FF shelters. Safety rescue tool kit for each FF. SCBA bottles and equipment 10 @ \$416.25 each-\$4,162.50	\$ 12,000

314-Other Equipment	\$	2,500
Miscellaneous hand lights, electric cord reels and lights for portable lighting at emergency scenes. Positive pressure fans, air sampler responder kit, replacement batteries, etc. Nozzles, hoses, adapters, mounting brackets, etc.		
Ropes, K-12 saws, chain saws, air monitoring equipment, water rescue gear, TR gear.		
Chemtronics class "A" foam for fires. Disinfectants and germicides for bio-hazard protection. Hazmat protection and clean up supplies. AFFF foam		
315-Cleaning & Sanitary Supplies	\$	0
316-Facilities Maintenance	\$	8,000
Garage door repair and maintenance, AC repair and maintenance, Evap cooler maintenance		
Concrete sealing,		
Door and lock repairs, replacement bulbs and light fixtures. Misc. plumbing and building repairs. Electrical repairs, plumbing, garage doors, windows, concrete, A/C repair, all work to keep the facility operational. Paint, appliance repair and purchase. Resurface and paint front parking lot.		
321-Incidental Medical Supplies	\$	8,500
EMT physicals for state certification and Hepatitis B vaccinations, TB vaccinations, miscellaneous vaccinations, infectious disease testing, Unknown Doctor and hospital charges. OSHA required New Hire & Current Employee Physicals. 13X500=\$6500.		
324-Computers	\$	900
Purchase 1 laptop computer with brackets @ \$900 for training, CD drives for new system		
401-Dues, Subscriptions	\$	550
EMS organizational dues. Subscriptions for various publications, AEMS membership		
403-Training and Development	\$	8,400
OSHA required hazmat training. OSHA required mask fit testing, DHS required ACLS, tuition for 3 Captains to attend BC academy in Peoria		
DHS required EMT refresher training, DHS required EMT-P refresher training		
Tuition, lodging, and meals for members to attend training and development seminars.		
Purchase of materials and supplies for EMS trainings.		
408-Other Miscellaneous	\$	1,600
cancer policy mandated by Public safety \$ 100 X 12 = \$ 1200		
Miscellaneous costs, etc.		
Totals	\$	127,475

**2011-2012 Proposed Budget
Miscellaneous Personnel Expenses**

**Fire Protection - Station 549
10-516**

Employee	Event	Event Location	Event Cost	Conferences, Bus. Mtgs,	Training & Development	Organization Publication	Dues Fees	Total Cost
Station Captains						NFPA Codes	325	\$325
						Fire Rescue	60	\$60
						Fire House	75	\$75
						JEMS	45	\$45
						Fire Eng mag	45	\$45
EMT/Paramedics-13 X \$250.00	Refreshers	Various			3,250			\$3,250
OHSA Hazmat Refresher training 13 X 100.					1,300			\$1,300
Supervisors Academy 2 Captains			2 X 575		1,150			\$1,150
Fire Training-12 X \$225	Refresher Training	Various			2,700			\$2,700
			\$0	\$0	\$8,400		\$550	\$8,950

**Town of Florence
Department Budget Summary
Fiscal Year 2011-2012**

Department: Fire	Fund: General
Program: Protection Station 548	Fund/Department #: 10-517

Fiscal Summary

Activity	Actual 2009-2010	Budget 2010-2011	Projected 2010-2011	Budget 2011-2012
Personnel Serv.	720,822	664,336	670,495	716,560
Contractual	13,144	16,435	16,150	18,605
Commodities	33,903	42,600	40,800	56,970
Other Charges	6,710	9,500	5,900	11,836
Total	\$774,578	\$732,871	\$733,345	\$803,971

Program narrative:

This program provides for the support staff and operation of the Town's Fire Department.

Authorized Staffing Levels

Position Category	Non-Exempt Full Time	Non-Exempt Part Time	Exempt
Captain	3		
Engineer	3		
Firefighters	3		
*Fire Fighters-On Call		Various	
Total	9	0	0

*Between 15 to 20 Historically

Account No./ Account Description	Actual 2009-2010	Budget 2010-2011	Projected 2010-2011	Budget 2011-2012
Personnel Services				
101 Salaries and Wages	416,645	394,900	419,600	415,000
102 Part-time Salaries	49,502	31,601	6,870	51,600
103 Overtime	42,523	30,000	41,700	49,000
105 Holiday Pay	12,645	16,710	14,900	17,575
106 Standby			1,600	1,600
112 Pension Retirement	1,462	0	0	0
119 Public Safety Retirement	38,929	33,525	41,000	41,625
121 FICA-Employers Portion	37,604	34,950	35,275	39,450
122 Unemployment Tax	0	0	0	0
123 Workman's Compensation	14,561	17,150	14,750	17,610
124 Health, Accident & Life Insurance	106,950	105,500	94,800	83,100
Total Personnel Services	720,822	664,336	670,495	716,560
Contractual Service/Maintenance				
201 Telephone	567	735	550	735
202 Postage	0	100	100	100
203 Reproduction/Printing	99	200	200	200
204 Data Processing	0	500	500	1,650
208 General Equipment Repair	63	200	200	220
209 Vehicle Repair and Maintenance	4,930	6,000	6,000	6,000
210 Radio Repair and Maintenance	1,500	1,500	1,000	1,000
211 Maintenance/Other	210	500	300	550
212 Water Charges	1,225	1,650	1,300	1,650
215 Electrical Charges	4,550	5,050	6,000	6,500
217-Professional Services	0	0	0	0
Total Contractual Services	13,144	16,435	16,150	18,605
Commodities				
301 Office Supplies	1,000	1,000	900	1,000
302 Operating Supplies	2,112	2,000	2,300	2,520
304 Uniform Allowance	3,600	7,425	7,425	11,025
305 Tires, Batteries, Etc.	0	1,000	1,000	3,500
306 Fuel-oil	11,654	11,000	12,000	15,000
308 Books	38	100	50	200
310 Chemicals	2,500	2,625	2,625	2,625
311 Small Tools	326	400	500	600
312 Safety Equipment	3,158	4,000	4,000	4,000
314 Other Equipment	1,506	1,500	1,500	1,500
316 Facilities Maintenance	2,632	3,000	3,000	3,000
321 Incidental Medical Services	2,954	8,000	5,000	9,500
323 Software	500	50	0	500
324 Computers/Printers	1,924	500	500	2,000
Total Commodities	33,903	42,600	40,800	56,970
Other Charges				
401 Dues and Subscriptions	345	100	0	450

403 Training and Development	4,466	7,500	5,000	9,486
407 Community Promotion Expense	999	1,000	0	1,000
408 Other Miscellaneous	900	900	900	900
Total Other Charges	6,710	9,500	5,900	11,836
Total Fire Protection	774,578	732,871	733,345	803,971

FIRE PROTECTION - STATION 548
10-517

Fiscal Year 2011-2012

	Budgeted
201-Telephone	\$ 735
202- Postage, USPS, FedEx, UPS, Insurance for Shipped Goods	\$ 100
203-Reproduction/Printing Fire safety brochures, community safety & educational materials, flyers, notifications. EMS Incident Reports, Inspection Reports, etc. Business cards.	\$ 200
204-Data Processing New & updated software program & service, support, updates, and repairs to computers. Support contract (Firehouse) \$900, 2003 IFC Codes (Firehouse).	\$ 1,650
206-General Equipment Repair Miscellaneous repairs to small mechanical equipment including generators, welders, hydraulic cutters, port-a-powers, saws, etc.	\$ 220
209-Vehicle Repair and Maintenance Misc. repairs parts, accessories, maintenance supplies, preventative maintenance, misc. routine repairs, tune-up, and emergency repairs. Vehicle repairs by outside mechanic with mobile unit for in-house repair service.	\$ 6,000
210-Communications Equipment Purchase, Repair, and Maintenance of Radio service, maintenance and repair to the pagers, mobile, and hand held radios. Replacement of hand held radio batteries due to age and wear. Radio installation and non-contract service and repairs, etc. Install radio headsets. Purchase of Mobile and portable radios, Opticom repairs	\$ 1,000
211- Maintenance/Other Rescue equipment maintenance, repairs, testing, and service contracts. Small engine equipment, portable pumps, generators, rescue tools, and blowers, SCBA disinfectant, SCBA Hydro tests, SCBA trailer maintenance.	\$ 550
212-Water & Garbage Charges Water & Garbage for station #2 located at 2700 N. Constitution Way	\$ 1,650
215-Electrical Charges Electrical charges for Station #2 Located at 2700 N. Constitution Way	\$ 6,500
217- Professional Services	\$ 0
301-Office Supplies Office supplies, copier and printer paper, pens, pencils, notebooks, calendars, desk supplies, markers etc.	\$ 1,000
302-Operating Supplies Small household appliances, kitchen supplies, cleaning supplies, photography/video supplies, cleaning detergents for laundering protective clothing, mop & brooms. General janitorial supplies, propane refills, Oxygen refills, pest control.	\$ 2,520
304-Uniform Allowance Uniform replacement for staff: 5 Trousers, 6 T-Shirts, 2 Sweatshirts, Shorts, Class A Shirt & Trousers, Patches, Ball Caps, Boots, Belts, Badges, & Accessories for New Members Replacement Tee Shirts. Allowance of \$825 X 9 full time members = \$7,425 Allowance of \$450 X 8 part time members = \$3,600.	\$ 11,025
305-Tires, Batteries, Belts, Hoses, etc. Replacement of tires, belts, hoses and batteries for trucks and support vehicles.	\$ 3,500
306-Fuel/Oil Diesel, gasoline, and oil for apparatus, generators, engine powered blowers, mobile air compressor, rescue tools, staff, and support vehicles.	\$ 15,000
308-Books and Publications Map book for station and fire apparatus Hazmat and Emergency Response Guide, ect.	\$ 200
310- EMS, Firefighting Foam & Drugs Supplies ALS drug box supplies, Ais Medical boxes and bags	\$ 2,625

Personal protection gear, Medical supplies, Heart Monitor batteries Extrication boards, splints and bandaging supplies. Gloves.asks and PPE equipment		
311-Small Tools	\$	600
Electric, pneumatic and manual hand tools. Drills, saws, hammers, wrenches		
312-Safety Equipment	\$	4,000
Turnout clothing replacement for protective pants, coats, helmets, boots, firefighting gloves, suspenders, nomex hoods, and accessories. Wild land fire shelters. SCBA bottles and equipment. Personal protective equipment pack.		
314-Other Equipment	\$	1,500
Miscellaneous hand lights, electric cord reels and lights for portable lighting at emergency scenes. Positive pressure fans, air sampler responder kit, replacement batteries, etc. Nozzles, hoses, adapters, mounting brackets, etc. Ropes, K-12 saws, chain saws, fitness equipment Chemtronics class "A" foam for fires. Disinfectants and germicides for bio-hazard protection. Hazmat protection and clean up supplies. AFFF Foam.		
316-Facilities Maintenance	\$	3,000
Door and lock repairs, replacement bulbs and light fixtures. Misc. plumbing and building repairs. Electrical repairs, plumbing, garage doors, roof, concrete, carpentry, lumber, paint, windows, carpet, tile, and all work to keep facility operational.		
321-Incidental Medical Supplies	\$	9,500
EMT physicals for state certification and Hepatitis B vaccinations, TB vaccinations, Infectious diseases vaccinations, physical exams, unknown medical and doctor bills unknown exposures, new hire and current employee OSHA required physicals for personnel who wear SCBA. 9 full time X \$500 = \$4500 8 part time X 500= \$4000 Medical Supplies		
323- Software for training purposes	\$	500
324-Computer/Printers	\$	2,000
Replacement of office equipment, fax, printers, monitors, laptop for training.		
401- Dues/Subscriptions	\$	450
402- Conferences, Business Meetings	\$	0
403-Training and Development	\$	9,486
407- Community Promotion/ Schools/ Job Fairs. Fire Prevention Week, MADD etc.	\$	1,000
408-Other Miscellaneous	\$	900
Cancer Policy mandated by Public Safety \$ 9 X \$ 100 = \$ 900 Miscellaneous costs, etc.		
Totals	\$	87,411

**2011-2012 Proposed Budget
Miscellaneous Personnel Expenses**

**Fire Protection - Station 548
10-517**

Employee	Event	Event Location	Event Cost	Conferences, Bus. Mtgs.	Organization Publication	Dues Fees	Total Cost
					NFPA	\$225	\$225
					JEMS	\$40	\$40
					Fire Rescue	\$60	\$60
					Fire House	\$75	\$75
EMS Training-9 X \$308 Full Time	State Recert		\$2,772				\$2,772
Fire Training-9 X \$250 Full Time	OSHA Hazmat		\$2,250				\$2,250
EMS Training-8 X \$308 Part Time	State Recert		\$2,464				\$2,464
Fire Training 8 X \$250 Part Time	OSHA Hazmat		\$2,000				\$2,000
Station Captains					Pinal Co. Fire Chief Membership	\$50	\$50
			\$9,486	\$0		\$450	\$9,936

**Town of Florence
Department Budget Summary
Fiscal Year 2011-2012**

Department:	Information Technology	Fund:	General
Program:	Information Technology	Fund/Department #:	10-519

Fiscal Summary

Activity	Actual FY 09-10	Budget FY 10-11	Projected FY 10-11	Budget FY 11-12
Personnel Serv.	342,658	358,075	339,015	374,435
Contractual	29,961	32,610	32,610	38,710
Commodities	51,327	41,255	41,655	61,480
Other Charges	3,327	1,350	1,350	1,350
Total	\$427,273	\$433,290	\$414,630	\$475,975

Program narrative:

Responsible for the maintenance and operation of all Town computer systems.

Authorized Staffing Levels

Position Category	Non-Exempt Full Time	Non-Exempt Part Time	Exempt
IT Manager			1
GIS Coordinator			1
IT Tech	3		
Total	3	0	2

General Fund #10
Fiscal Year 2011-2012

Department Information Technology
Number 519

Account No./ Account Description	Actual FY 09-10	Budget FY 10-11	Projected FY 10-11	Budget FY 11-12
Personnel Services				
101 Salaries and Wages	226,778	235,000	227,400	241,500
102 Part-time Wages	0	0	0	0
103 Overtime	1,537	1,000	1,500	5,000
105 Holiday	5,170	7,600	6,500	7,510
106 Stand-by			3,200	7,300
111 Az Retirement	21,918	24,000	23,000	26,425
121 Fica-Employers Portion	16,348	18,650	16,110	20,000
123 Workman's Compensation	1,055	825	1,275	600
124 Health, Accident & Life Insurance	69,851	71,000	60,030	66,100
Total Personnel Services	\$342,658	\$358,075	\$339,015	\$374,435
Contractual Service/Maintenance				
201 Telephone	3,955	4,160	4,160	4,160
202 Postage and Shipping	81	200	200	200
203 Reproduction and Printing	75	100	100	2,800
208 General Equipment Repair	788	500	500	500
209 Vehicle Repair & Maintenance	0	500	500	500
211 Maintenance Other	15,091	15,750	15,750	15,750
212 Water, Sewer, Sanitation	0	0	0	900
215 Electrical Charges	0	0	0	2,500
222 Rental Charges	9,971	11,400	11,400	11,400
Total Contractual Services	\$29,961	\$32,610	\$32,610	\$38,710
Commodities				
301 Office Supplies	822	655	655	655
302 Operating Supplies	4,010	1,965	1,965	1,965
306 Fuel - Oil	2,437	1,000	1,400	1,600
314 Other	1,440	0	0	14,775
316 Facilities Maintenance	0	0	0	1,000
323 Software	42,618	37,635	37,635	41,485
324 Computers	0	0		0
Total Commodities	\$51,327	\$41,255	\$41,655	\$61,480
Other Charges				
401 Dues and Subscriptions	0	350	350	350
403 Training and Development	3,276	1,000	1,000	1,000
408 Other Miscellaneous	51	0		0
Total Other Charges	\$3,327	\$1,350	\$1,350	\$1,350
Total Information Technology	\$427,273	\$433,290	\$414,630	\$475,975

**Information Technology
10-519**

Fiscal Year 2011-2012

	Budgeted
201-Telephone	\$ 4,160
Allowance for Nextel Phone and charges	
Information Technology Manager Cell Phone - \$800	
Blackberry's for Information Technology Technician (3) \$80 x 3 x 12 - (\$2160)	
(2) Sprint Data Card Access for VPN Laptop - \$100 x 12 (\$1200)	
202-Postage and Shipping	\$ 200
203 Reproduction and Printing	\$ 2,800
Admin and Finance Print Charges - \$100	
Toner & Paper Etc. - \$500	
GIS - Town Atlas Update - QTY=85 - \$2,200.00	
208-General Equipment Repair	\$ 500
Repair of equipment, printers, monitors and CPU's	
209-Vehicle Repair & Maintenance	\$ 500
211-Maintenance Other	\$ 15,750
Annual Website Maintenance - \$1,500	
ShoreTel Annual Support and Maintenance - 1YR - \$7800	
Asempra Annual Support - Disaster Recovery Appliance - \$5,000	
Overland Storage Maintenance & Support - \$1,450	
212-Water Charges	\$ 900
6 months of Water, Sewer and Sanitation	
215-Electrical Charges	\$ 2,500
6 months Electrical Charges	
222-Rental Charges	\$ 11,400
Monthly charges for Qwest line, Internet bandwidth, Qwest monitoring of our connection, access to the Internet, IP addresses. \$950 per month X 12	
301-Office Supplies	\$ 655
Cover expenditures such as paper, envelopes, writing equipment, and similar items.	
302-Operating Supplies	\$ 1,965
Computer repair parts and accessories. Small tools and equipment for maintaining the Town's information systems, Tapes \$1,130.	
306-Vehicle Fuel and Maintenance	\$ 1,600
Fuel and maintenance for truck.	
314-Other	\$ 14,775
HP ProCurve Switch 5400zl 24p 10/100/1000 PoE Module MFG Part# J8702A - \$2,800.00	
San Cap Fiber Patch Cables QTY=24 / \$28.00ea - \$650.00	
WatchGuard XTM 505 Firewall and 3-yr Security Bundle - With Pro Upgrade - \$2,325.00	
Remote Support Laptop - HP DM3T Series - \$1,450.00	
GIS Dahle 448 Paper / Board Trimmer - \$950.00	
GIS - LTI 360B TruPulse Laser (Integrated Bluetooth) - \$1,800.00-Triangulation	
Wyse Xenith Units w/ Maintenance (QTY=12) - \$4,800.00-Desk Tops	
316-Facilities Maintenance	\$ 1,000
To provide for facilities supplies such as kitchen items, paper towels, etc. and any incidental items.	
323-Software-Annual	\$ 41,485
AdventNet-Password Manager Pro-Existing Required - \$1,100 (Support Cost Increase)	
Barracuda Spam Firewall 300 Energize Updates-Existing Required - \$475	
Barracuda Message Archive Energize Updates-Existing Required - \$1,410	
Symantec BackupExec Support-Existing Required Software - \$1,800	
IVRIA Desktop Anti-Virus Annual License (175 Users) Existing Required Software \$3,450	
Barracuda Web Filter Energize Updates-Existing Required Software \$350	
Watchguard Firewall Live Security and AV-Existing Required Software - \$1,200	
ESRI GIS Software ELA-Existing Required Software - \$26,500 (Includes Tax)	

Citrix Annual Maintenance - \$3,000
Wyse Maintenance Agreement - \$2,200

401-Dues and Subscriptions

Provision for various periodicals or computer related updates.
Microsoft Technet Subscription (Annual) - \$350

\$ 350

403-Training and Development

Staff training related to job requirements.

\$ 1,000

408-Other Miscellaneous

\$

Totals

\$ 101,540

FY 2011-2012
Miscellaneous Personnel Expenses
Information Technology
10-519

Employee	Event	Event Location	Event Cost	Traning & Development	Organization Publication	Dues/ Fees	Total Cost
Training				1,000			\$1,000
							\$0
							\$0
							\$0
							\$0
					Technet Subscription (Annual) -	350	\$350
							\$0
TOTALS			\$0	\$1,000		\$350	\$1,350

**Town of Florence
Department Budget Summary
Fiscal Year 2011-2012**

Department: Parks & Recreation	Fund:	General
Program: Administration	Fund/Department #:	10-521

Fiscal Summary

Activity	Actual 2009-2010	Budget 2010-2011	Projected 2010-2011	Budget 2011-2012
Personnel Serv.	142,723	135,150	142,390	143,920
Contractual	11,871	14,950	14,950	14,950
Commodities	3,082	4,150	4,150	6,050
Other Charges	1,104	1,300	1,047	22,849
Total	\$158,780	\$155,550	\$162,537	\$187,769

Program narrative:

Program and direct the activities, programs and facilities of the Parks and Recreation Department.

Authorized Staffing Levels

Position Category	Non-Exempt Full Time	Non-Exempt Part Time	Exempt
Parks & Recreation Director			1
Administrative Assistant	1		
Total	1	0	1

General Fund #10
Fiscal Year 2011-2012

Parks & Recreation Administration
Department Number 521

Account No./ Account Description	Actual 2009-2010	Budget 2010-2011	Projected 2010-2011	Budget 2011-2012
Personnel Services				
101 Salaries and Wages	92,951	91,400	92,170	97,800
103 Overtime	0	500	0	500
105 Holiday Pay	1,369	1,370	1,825	1,425
111 Az Retirement	8,866	9,050	9,350	9,950
121 FICA-Employers Portion	6,796	7,080	6,715	7,520
122 Unemployment Tax	6,000	0	6,000	0
123 Workman's Compensation	2,306	2,250	2,325	2,000
124 Health, Accident & Life Insurance	24,435	23,500	24,005	24,725
Total Personnel Services	\$142,723	\$135,150	\$142,390	\$143,920
Contractual Service/Maintenance				
201 Telephone	743	1,000	1,000	1,000
202 Postage	0	100	100	100
203 Reproduction/Printing	79	500	500	500
205 Legal Publication	0	0	0	0
208 General Equipment Repair	1,362	1,500	1,500	1,500
209 Vehicle Repair and Maintenance	60	300	300	300
212 Water Charges	1,618	1,400	1,400	1,400
215 Electric Charges	6,991	9,000	9,000	9,000
216 Gas Charges	481	550	550	550
217 Professional Services	537	600	600	600
Total Contractual Services	\$11,871	\$14,950	\$14,950	\$14,950
Commodities				
301 Office Supplies	391	500	500	3,500
302 Operating Supplies	2,249	3,000	3,000	0
304 Uniform Allowance	65	200	200	300
306 Fuel-oil	312	250	250	250
308 Books	0	0	0	0
313 Training Materials	0	0	0	0
314 Other	0	0	0	0
316 Facilities Maintenance	65	200	200	2,000
Total Commodities	\$3,082	\$4,150	\$4,150	\$6,050
Other Charges				
401 Dues and Subscriptions	483	500	468	500
402 Conferences, Business Meetings	621	800	579	800
403 Training and Development	0	0	0	0
444 Donation Expense	0	0	0	21,549
Total Other Charges	\$1,104	\$1,300	\$1,047	\$22,849
Total Parks & Rec Administration	\$158,780	\$155,550	\$162,537	\$187,769

**PARKS AND RECREATION ADMINISTRATION
10-521**

Fiscal Year 2011-2012	Budgeted
201-Telephone Cellular phones	\$ 1,000
202-Postage Postage for regular business mail	\$ 100
203-Reproduction/Printing Printing of letterhead, envelopes, business cards, color copies, other print jobs	\$ 500
205-Legal Publication RFP advertising; job announcements	\$ 0
208-General Equipment Repair \$88 monthly fee to IKON for maintenance copier service & unlimited b/w copies Maintenance for printers and fax	\$ 1,500
209-Vehicle Repair and Maintenance Maintenance for Director's van- 1998 White Chevy van *Includes car washing services	\$ 300
212-Water Water usage at Fitness/Rec Center- 133 North Main Street	\$ 1,400
215-Electric Electric usage at Fitness/Rec Center- 133 North Main Street	\$ 9,000
216-Gas Natural gas usage at Fitness/Rec Center- 133 North Main Street	\$ 550
217-Professional Services United Exterminating service for Fitness Center and Mobile Mini	\$ 600
301-Office Supplies Provides general office supplies for Administration, Aquatics, Special Events Printer cartridges, toner for printers & fax, color copy charges, copy paper, batteries; miscellaneous necessary supplies	\$ 3,500
304-Uniform Allowance Steel toe boots for Director	\$ 300
306-Fuel/Oil Fuel and oil for Director's van- White 1998 Chevy van (only)	\$ 250
308-Books	\$ 0
313-Training Materials Training and reference materials for staff	\$ 0
314-Other	\$ 0
316-Facilities Maintenance General building maintenance for 133 North Main Street	\$ 2,000
401-Dues, Subscription/Memberships Arizona Parks & Recreation Association dues, fitness magazine subscription newspaper subscriptions & other professional publications	\$ 500
402-Conference, Business Meetings Annual APRA Conference, Miscellaneous meetings	\$ 800
403-Training and Development Staff training related to job requirements, workshops	\$ 0
444-Donation Expense	\$ 21,549
Totals	\$ 43,849

2011-2012 Proposed Budget
 Miscellaneous Personnel Expenses
 Parks and Recreation Administration
 10-521

Employee	Event	Event Location	Conferences	Training & Development	Organization Publication	Dues Fees	Total Cost
Director	APRA	Scottsdale	400	0	APRA		\$400
Director	lodging for APRA	Scottsdale	400		APRA	0	\$400
All Staff					APRA-Group Rate	400	\$400
Subscription					Florence Reminder	60	\$60
Subscription					Muscle & Fitness Mag	40	\$40
							\$0
			\$800	\$0		\$500	\$1,300

**Town of Florence
Department Budget Summary
Fiscal Year 2011-2012**

Department: Parks & Recreation	Fund:	General
Program: Park Maintenance	Fund/Department #:	10-522

Fiscal Summary

Activity	Actual 2009-2010	Budget 2010-2011	Projected 2010-2011	Budget 2011-2012
Personnel Serv.	184,850	216,010	142,700	146,000
Contractual	87,085	82,600	85,772	85,800
Commodities	33,967	41,500	40,700	45,950
Other Charges	0	0	0	0
Total	\$305,903	\$340,110	\$269,172	\$277,750

Program narrative:

Maintain the Town's parks, recreation areas, and open spaces in a clean, user friendly and aesthetically pleasing manner.

Authorized Staffing Levels

Position Category	Non-Exempt Full Time	Non-Exempt Part Time	Exempt
Park Maint. Foreman	1		
Parks Maintenance Worker II	1		
Park Maintenance Worker I	2		
Total	4	0	0

General Fund #10
Fiscal Year 2011-2012

Department
Number

Parks
522

Account No./ Account Description	Actual 2009-2010	Budget 2010-2011	Projected 2010-2011	Budget 2011-2012
Personnel Services				
101 Salaries and Wages	117,128	135,800	87,100	92,675
102 Part-Time Salaries	0	0	0	0
103 Overtime	331	0	0	0
105 Holiday Pay	5,014	6,000	5,200	4,100
111 Az Retirement	11,512	14,000	9,150	9,800
121 Fica-Employers Portion	8,982	10,850	6,650	7,400
123 Workman's Compensation	3,991	6,350	6,600	2,875
124 Health, Accident & Life Insurance	37,892	43,010	28,000	29,150
Total Personnel Services	\$184,850	216,010	\$142,700	\$146,000
Contractual Service/Maintenance				
201 Telephone	981	1,500	1,200	1,200
208 General Equipment Repair	1,299	2,000	2,000	2,000
209 Vehicle Repair and Maintenance	2,149	2,000	1,500	1,500
211 Maintenance Repair	1,019	2,000	2,000	2,000
212 Water charges	49,461	46,000	50,000	50,000
215 Electrical Charges	29,176	25,000	25,000	25,000
217 Professional Services	0	0	0	0
222 Rental Charges	3,000	4,100	4,072	4,100
Total Contractual Services	\$87,085	82,600	\$85,772	\$85,800
Commodities				
302 Operating Supplies	5,250	6,000	6,000	12,000
303 Recreation Supplies	696	2,000	2,000	2,000
304 Uniform Allowance	2,139	2,500	1,600	2,250
305 Tires, Batteries, Etc.	280	500	500	1,000
306 Fuel-oil	6,922	6,000	7,000	7,000
310 Chemicals	2,253	3,000	3,000	3,000
311 Small Tools	930	1,500	1,000	1,000
312 Safety Equipment	852	1,000	1,000	700
315 Janitorial Supplies/Services	1,639	2,000	1,600	0
316 Facilities Maintenance	8,916	10,000	10,000	10,000
317 Landscaping Supplies	4,091	7,000	7,000	7,000
Total Commodities	\$33,967	41,500	\$40,700	\$45,950
Other Charges				
401 Dues and Subscriptions	0	-	0	0
402 Conferences, Business Meetings	0	-	0	0
403 Training and Development	0	-	0	0
Total Other Charges	\$0	-	\$0	\$0
Total Parks	\$305,903	\$340,110	\$269,172	\$277,750

PARK MAINTENANCE
10-522

Ffscal Year 2011-2012	Budget
201-Telephone Phone service for 1 cell phone, 4 radios	\$ 1,200
208-General Equipment Repairs Maintenance of park equipment and machinery	\$ 2,000
209-Vehicle Repair and Maintenance Parts/materials for the general maintenance and repair to vehicles	\$ 1,500
211-Maintenance Other Maintenance and repair of rodeo grounds and additional park-related maintenance United Exterminating Pest Control	\$ 2,000
212-Water Services Water usage for all parks, public squares, public restrooms and right-of-ways	\$ 50,000
215-Electrical Services Electric usage for maintenance yard, all ball field lights, concession stands and irrigation equipment	\$ 25,000
217-Professional Services Electrician, plumber, soil testing	\$ 0
222-Rental Charges Temporary fencing, port-a-jons, light towers and equipment for special events	\$ 4,100
302-Operating Supplies Provides all supplies and materials for the operation of parks maintenance Council requested banners for Florence Main Street	\$ 12,000
303-Recreation Supplies Replacement volleyball nets, standards, bases, anchors, replacement parts for playground equipment; court paint, pitching rubbers, home plates, anchor plugs and cleanout tools.	\$ 2,000
304-Uniform Allowance Uniforms for full time employees - pants, shirts, jackets	\$ 2,000
305-Tires, Batteries, etc. Replacement tires and batteries and related equipment for maintenance vehicles and machinery	\$ 1,000
306-Fuel/Oil Fuel and oil for maintenance vehicles and equipment	\$ 7,000
310-Chemicals Fertilizer, weed killer, graffiti remover	\$ 3,000
311-Small Tools Hand tools, welding equipment, chain saws, spray tanks, pumps, tree trimmers, rakes and shovels	\$ 1,000
312-Safety Equipment Fire extinguisher and re-charging of same, safety glasses, first aid supplies, respirators, dust masks, safety belts, hard hats, steel-toed or safety boots	\$ 700
313 - Training Materials Grounds maintenance videos, handbooks, and related materials	\$ 0
315 - Janitorial Supplies Cleaners, deodorizers, disinfectants, hand-towels, toilet tissue, rubber gloves, for janitorial service at town parks and maintenance shop	\$ 0
316-Facility Maintenance Materials for the repair and maintenance of park facilities and buildings, park benches, picnic tables, painting, chain link fencing, signage, bar-b-ques (3 @ Main St. Park), replace 5 toilets.	\$ 10,000
317-Landscaping Supplies Rye grass, annual flowers, field stabilizer, gypsum, trees, shrubs, rototiller, sprinkler parts, soil amendments, decomposed granite, concrete, weed eaters, mowers, trailers and related accessories	\$ 7,000
402-Conferences, Business Meetings	\$ 0
403-Training and Development	\$ 0
Total	\$ 131,500

2011-2012 Proposed Budget
 Miscellaneous Personnel Expenses
 Parks
 10-522

Employee	Event	Event Location	Conferences	Training & Development	Organization Publication	Dues Fees	Total Cost
			0				\$0
			\$0	\$0		\$0	\$0

**Town of Florence
Department Budget Summary
Fiscal Year 2011-2012**

Department: Parks & Recreation	Fund: General	
Program: Aquatics Programs	Fund/Department Number:	10-524

Fiscal Summary

Activity	Actual 2009-2010	Budget 2010-2011	Projected 2010-2011	Budget 2011-2012
Personnel Serv.	20,501	25,410	20,825	23,150
Contractual	1,570	4,200	3,200	3,200
Commodities	7,165	11,200	10,200	11,200
Other Charges	0	0	0	0
Total	\$29,236	\$40,810	\$34,225	\$37,550

Program narrative:

The aquatic's program provides funding for pool management and aquatic programs from May through September for kids and adults. Programming includes lessons, open swim, classes, and aquatic special events.

Authorized Staffing Levels

Position Category	Non-Exempt Full Time	Non-Exempt Part Time	Exempt
Lifeguard I		9	
Lifeguard II		9	
Head Lifeguard		1	
Pool Manager		1	
Total	0	20	0

General Fund #10
Fiscal Year 2011-2012

Department
Number

Aquatics
524

Account No./ Account Description	Actual 2009-2010	Budget 2010-2011	Projected 2010-2011	Budget 2011-2012
Personnel Services				
102 Part-Time Salaries	18,182	23,000	18,000	20,000
103 Overtime	3	0	0	0
111 Az Retirement Contributions	249	50	800	900
121 Fica-Employers Portion	1,391	1,760	1,400	1,550
123 Workman's Compensation	675	600	625	700
Total Personnel Services	\$20,501	\$25,410	\$20,825	\$23,150
Contractual Service/Maintenance				
201 Telephone	234.04	200	200	200
208 General Equipment Repair	811	3,000	2,000	2,000
217 Professional Services	200	200	200	200
224 Contractual Employees	325	800	800	800
Total Contractual Services	\$1,570	\$4,200	\$3,200	\$3,200
Commodities				
302 Operating Supplies	939	1,000	1,000	1,000
303 Recreation Supplies	791	800	800	800
304 Uniform Allowance	1,000	1,000	1,000	1,000
306 Fuel-oil	0	100	100	100
310 Chemicals	3,748	7,000	6,000	7,000
312 Safety Equipment	250	500	500	500
313 Training Materials	436	800	800	800
Total Commodities	\$7,165	\$11,200	\$10,200	\$11,200
Other Charges				
403 Training and Development	0	0	0	0
407 Community Promotion	0	0	0	0
Total Other Charges	\$0	\$0	\$0	\$0
Total Aquatics	\$29,236	\$40,810	\$34,225	\$37,550

AQUATICS
10-524

Fiscal Year 2011-2012

	Budgeted
201-Telephone	\$ 200
208-General Equipment Repairs Repairs to chlorine system, pumps, filters, mini-chlorination	\$ 2,000
217-Professional Services Certification training, American Red Cross: Lifeguard recertification's, swim lessons, course record sheets.	\$ 200
224 - Contractual Employees Water Aerobics Instructor	\$ 800
302-Operating Supplies Test kits, leaf skimmer, rescue tubes, pool signs, water for guards, umbrellas, concession supplies	\$ 1,000
303-Recreation Supplies Fun noodles, diving rings, float tubes; awards for 4th of July, swim lesson supplies (kickboards, lifejackets, paddles, certificates), swim team t-shirts	\$ 800
304-Uniform Allowance Lifeguard swim suits, staff shirts, whistles, lanyards, sunscreen (bulk)	\$ 1,000
306-Fuel/Oil Fuel for swim team bus trips	\$ 100
310-Chemicals Gas chlorine, granulated chlorine, chlorine tablets, algæcide, Clearex, tile cleaner, muriatic acid, cyanuric acid, bicarbonate of soda, soda ash caustic soda	\$ 7,000
312-Safety Equipment First Aid kits and supplies, bageasy (bag mask resuscitator), Scott Gas mask replacement canister, backboard, individual lifeguard packs, CPR masks, backboard straps, bouys, shepards hooks	\$ 500
313-Training Materials AED training materials, CPR mannequins for inservice training, lifeguard books and training material (newly updated training), Jr. Lifeguard training material	\$ 800
403-Training and Development	\$ 0
407-Community Promotion Newspaper Advertisements	\$ 0
Totals	\$ 14,400

**Town of Florence
Department Budget Summary
Fiscal Year 2011-2012**

Department: Parks & Recreation	Fund: General	
Program: Recreation	Fund/Department #: 10-525	

Fiscal Summary

Activity	Actual 2009-2010	Budget 2010-2011	Projected 2010-2011	Budget 2011-2012
Personnel Services	263,650	250,620	194,500	197,275
Contractual	5,468	7,200	7,200	7,200
Commodities	23,350	30,700	30,700	25,700
Other Charges	3,529	4,600	4,524	4,600
Total	\$295,997	\$293,120	\$236,924	\$234,775

Program narrative:

This program is to provide services for Youth Activities.

Authorized Staffing Levels

Position Category	Non-Exempt Full Time	Non-Exempt Part Time	Exempt
Recreation Program Superintendent			1
Recreation Programmers	2		
Recreation Leader I			1
Recreation Leader II			5
Recreation Leader III			5
Fitness Trainer			1
Total	2	12	1

General Fund #10
Fiscal Year 2011-2012

Department: Recreation
Number: 525

Account No./ Account Description	Actual 2009-2010	Budget 2010-2011	Projected 2010-2011	Budget 2011-2012
Personnel Services				
101 Salaries and Wages	108,066	105,500	59,100	59,425
102 Part-Time Salaries	97,022	81,320	89,900	90,000
103 Overtime	60	0	100	0
105 Holiday Pay	2,545	4,675	3,350	2,625
111. Az Retirement	14,672	18,875	12,325	15,400
121 Fica-Employers Portion	15,671	14,650	11,700	11,650
122 Unemployment	53	0	0	0
123 Workman's Compensation	2,353	2,900	2,025	2,050
124 Health, Accident & Life Insurance	23,206	22,700	16,000	16,125
Total Personnel Services	\$263,650	\$250,620	\$194,500	\$197,275
Contractual Service/Maintenance				
201 Telephone	697	500	500	500
202 Postage	113	200	200	200
208 General Equipment Repair	1,515	2,000	2,000	2,000
209 Vehicle Repair and Maintenance	60	500	500	500
224 Contractual Employees	3082	4,000	4,000	4,000
Total Contractual Services	\$5,468	\$7,200	\$7,200	\$7,200
Commodities				
302 Operating Supplies	14,845	20,000	20,000	20,000
304 Uniform Allowance	1,207	2,000	2,000	2,000
306 Fuel-Oil	999	1,000	1,000	1,000
315 Janitorial Supplies	1,612	3,000	3,000	0
316 Facilities Maintenance	1,935	2,000	2,000	0
323 Software	1,879	200	200	200
330 ActiveNet Minimum User Fees	873	2,500	2,500	2,500
Total Commodities	\$23,350	\$30,700	\$30,700	\$25,700
Other Charges				
401 Dues and Subscriptions	0	0	0	0
402 Conferences, Business Meetings	1,541	1,600	1,524	1,600
403 Training and Development	0	1,000	1,000	1,000
407 Community Promotion	1,988	2,000	2,000	2,000
Total Other Charges	\$3,529	\$4,600	\$4,524	\$4,600
Total Recreation	\$295,997	\$293,120	\$236,924	\$234,775

**RECREATION PROGRAMS
10-525**

Fiscal Year 2011-2012		
201-Telephone Cell phones for staff (Nextel)	\$	500
202 - Postage Mailings for program participants to increase participation.	\$	200
208-General Equipment Repair Repairs to fitness center equipment, After School Program equipment.	\$	2,000
209-Vehicle Repair and Maintenance Repairs to passenger vans and truck	\$	500
224-Contractual Employees Fitness classes, umpires for various men's, women's, youth sports and tournaments, referees for basketball tournaments; Summer and Intersession instructors for children's programming, sports camps, classes	\$	4,000
302-Operating Supplies Supplies for all recreation/sports programs (t-shirts, balls, whistles, bags, fitness equipment, misc. supplies for all programs, snacks for After School Program)	\$	20,000
304-Uniform Allowance Uniform shirts for full time and part-time Recreation staff	\$	2,000
306-Fuel & Oil Fuel and oil for van, truck and buses for field trips	\$	1,000
315-Janitorial Supplies Janitorial/cleaning supplies for Fitness Center and recreation programs (paper towels, toilet paper, trash liners, cleansers, bathroom cleaners, etc.)	\$	0
316-Facilities Maintenance Maintenance for 133 North Main Street	\$	0
323 Software software upgrades	\$	200
330 ActiveNet Minimum User Fees	\$	2,500
401-Dues, Subscription/Memberships	\$	0
402-Conference, Business Meetings APRA Conference	\$	1,600
403-Training and Development First Aid training, customer service	\$	1,000
407-Community Promotion Fall/Winter & Spring/Summer Brochures, Newspaper advertisements, & banners for programs, color copy charges for fliers	\$	2,000
Total	\$	37,500

**Town of Florence
Department Budget Summary
Fiscal Year 2011-2012**

Department: Parks & Recreation	Fund:	General
Program: Special Events	Fund/Department #:	10-526

Fiscal Summary

Activity	Actual 2009-2010	Budget 2010-2011	Projected 2010-2011	Budget 2011-2012
Personnel Services	6,521	9,235	9,235	9,335
Contractual	20,917	21,000	21,000	21,000
Commodities	10,476	11,000	11,000	11,000
Other Charges	2,351	2,000	2,000	2,000
Total	\$40,265	\$43,235	\$43,235	\$43,335

Program narrative:

This program provides funding for the Town of Florence's special events: Halloween Carnival, Haunted House, Christmas on Main Street, Fishing Derby, Pooch Party & 4th of July Freedom Fest

Authorized Staffing Levels

Position Category	Non-Exempt Full Time	Non-Exempt Part Time	Exempt
Recreation Staff		Various	
Total	-	Various	-

General Fund #10
Fiscal Year 2011-2012

Department
Number

Special Events
526

Account No./ Account Description	Actual 2009-2010	Budget 2010-2011	Projected 2010-2011	Budget 2011-2012
Personnel Services				
102 Part-Time Salaries	5,855	8,000	8,000	8,000
103 Overtime				
111- Az Retirement Contributions	143	400	400	500
121 Fica-Employers Portion	448	700	700	700
123 Workman's Compensation	76	135	135	135
Total Personnel Services	\$6,521	\$9,235	\$9,235	\$9,335
Contractual Service/Maintenance				
217 Professional Services	16,955	17,000	17,000	17,000
222 Rental Charges	3,962	4,000	4,000	4,000
Total Contractual Services	\$20,917	\$21,000	\$21,000	\$21,000
Commodities				
302 Operating Supplies	9,646	10,000	10,000	10,000
303 Recreation Supplies	830	1,000	1,000	1,000
Total Commodities	\$10,476	\$11,000	\$11,000	\$11,000
Other Charges				
407 Community Promotion	2,351	2,000	2,000	2,000
Total Other Charges	\$2,351	\$2,000	\$2,000	\$2,000
Total Special Events	\$40,265	\$43,235	\$43,235	\$43,335

SPECIAL EVENTS
10-526

Fiscal Year 2011-2012

	Budgeted
217-Professional Services July 4th Fireworks show, fish for Fishing Derby, Inflatables, Santa Claus, Entertainment for various events, Special Event Referees **Includes Fishing Derby, July 4th, Freedom Fest, Haunted House, Halloween Carnival, Junior Parada, Christmas on Main	\$ 17,000
222-Rental Charges Dunk tanks, air coolers, porta-jons, light towers, generators	\$ 4,000
302-Operating Supplies Provide general operating supplies for all Special Events	\$ 10,000
303-Recreation Supplies Recreational supplies for all Special Events	\$ 1,000
407-Community Promotion Newspaper advertisements and promotions for all Special Events	\$ 2,000
Totals	\$ 34,000

**Town of Florence
Department Budget Summary
Fiscal Year 2011-2012**

Department: Parks & Recreation	Fund: General	
Program: Custodial Services	Fund/Department #: 010-527	

Fiscal Summary

Activity	Actual 2009-2010	Budget 2010-2011	Projected 2010-2011	Budget 2011-2012
Personnel Services	0	0	0	120,300
Contractual	0	0	0	4,420
Commodities	0	0	0	25,850
Other Charges	0	0	0	0
Total	\$0	\$0	\$0	\$150,570

Program narrative:

This program is for custodial services related to Town of Florence Buildings

Authorized Staffing Levels

Position Category	Non-Exempt Full Time	Non-Exempt Part Time	Exempt
Custodian	3		
Total	3	0	0

General Fund #10
Fiscal Year 2011-2012

Department Custodial Services
Number

527

Account No./ Account Description	Actual 2009-2010	Budget 2010-2011	Projected 2010-2011	Budget 2011-2012
Personnel Services				
101 Salaries and Wages				88,200
102 Part-Time Salaries				0
103 Overtime				0
105 Holiday Pay				3,900
111 Az Retirement				9,400
121 Fica-Employers Portion				7,100
123 Workman's Compensation				2,125
124 Health, Accident & Life Insurance				9,575
Total Personnel Services	\$0	\$0	\$0	\$120,300
Contracted Service/Maintenance				
201 Telephone				770
209 Vehicle Maintenance				700
211 Maintenance Other				2,700
217 Professional Charges				0
222 Rental Charges				250
Total Contractual Services	\$0	\$0	\$0	\$4,420
Commodities				
301 Office Supplies				0
304 Uniform Allowance				2,250
306 Fuel-Oil				1,500
314 Other				0
315 Janitorial Supplies				22,100
Total Commodities	\$0	\$0	\$0	\$25,850
Other Charges				
	0	0	0	0
Total Other Charges	\$0	\$0	\$0	\$0
Total Facilities Maintenance	\$0	\$0	\$0	\$150,570

CUSTODIAL SERVICES
10-527

Fiscal Year 2011-2012

	Budgeted
201-Telephone 3 phones @ 21.15 per month	\$ 770
209-Vehicle Repair & Maintenance	\$ 700
211-Maintenance Other Mat Service for Town Hall. \$52 weekly X 52 weeks	\$ 2,700
217-Professional Services	\$ 0
222-Rental Charges Miscellaneous cleaning machine rentals.	\$ 250
301-Office Supplies	\$ 0
304-Uniform Allowance Custodial Uniforms 3 @ \$750 per year	\$ 2,250
306-Fuel-Oil Expense for gasoline and oil.	\$ 1,500
314-Other	\$ 0
315-Janitorial Supplies Town Hall, Police Department, Information Technology, Library, Senior Center, Heritage Park Restrooms, High Profile Restrooms, Jaques Square Restrooms, Little League Restrooms, Public Works Buildings	\$ 22,100
Totals	\$ 30,270

**Town of Florence
Department Budget Summary
Fiscal Year 2011-2012**

Department: Senior Center	Fund: General	
Program: Senior Center	Fund/Department #:	10-528

Fiscal Summary

Activity	Actual 2009-2010	Budget 2010-2011	Projected 2010-2011	Budget 2011-2012
Personnel Services	158,303	155,350	136,795	177,210
Contractual	33,812	38,450	37,450	38,350
Commodities	17,873	31,350	20,452	28,850
Other Charges	324	1,250	750	12,233
Total	210,312	226,400	195,447	256,643

Program narrative:

The Town recognized the need to provide social, recreational, cultural programming, and activities for the senior community in Florence. The Town recognized the importance of providing transportation services for Senior Citizens. This program accounts for the expenditures to provide transportation services and programming that are beneficial to and accommodate the needs of the Town's Senior Citizens.

Authorized Staffing Levels

Position Category	Non-Exempt Full Time	Non-Exempt Part Time	Exempt
Senior Center Coordinator			1
Senior Center Assistant	2		
Recreation Leader I		1	
Total	2	1	1

General Fund #10
Fiscal Year 2011-2012

Department Senior Center
Number 528

Account No./ Account Description	Actual 2009-2010	Budget 2010-2011	Projected 2010-2011	Budget 2011-2012
Personnel Services				
101 Salaries and Wages	108,199	105,400	88,570	109,450
102 Part-Time Salaries	553	2,000	3,100	15,000
103 Overtime	0	300	0	300
105 Holiday Pay	2,481	2,500	3,300	2,600
111 Az Retirement	10,432	10,850	9,700	12,900
121 Fica-Employers Portion	7,890	8,450	6,700	9,750
122 Unemployment Tax	0	0		0
123 Workman's Compensation	1,814	1,650	1,425	1,710
124 Health, Accident & Life Insurance	26,934	24,200	24,000	25,500
Total Personnel Services	\$158,303	\$155,350	\$136,795	\$177,210
Contractual Service/Maintenance				
201 Telephone	542	500	500	500
202 Postage	119	150	150	150
203 Reproduction/Printing	0	0	0	0
205 Legal Publication	0	0	0	0
208 General Equipment Repair	0	500	500	500
209 Vehicle Repair and Maintenance	0	0	0	100
211 Maintenance Other	0	0	0	500
212 Water	2,866	2,500	2,500	2,800
215 Electric	13,286	15,000	15,000	15,000
216 Gas	465	800	800	800
217 Professional Services	16,534	19,000	18,000	18,000
Total Contractual Services	\$33,812	\$38,450	\$37,450	\$38,350
Commodities				
301 Office Supplies	1,272	1,500	1,500	1,500
302 Operating Supplies	11,285	11,000	11,000	12,000
303 Recreation Supplies	350	500	500	500
304 Uniform Allowance	248	400	400	400
305 Tires, Batteries, Etc.	0	0	0	2,000
306 Fuel-oil	24	8,000	0	8,000
Vehicle Repair & Maintenance				
311 Small Tools	243	300	300	300
312 Safety Tools	0	150	150	150
315 Janitorial Supplies	891	1,000	1,000	0
316 Facilities Maintenance	3,561	8,000	5,000	3,000
324 Computers/Printers	0	500	602	1,000
Total Commodities	\$17,873	\$31,350	\$20,452	\$28,850
Other Charges				
401 Dues and Subscriptions	0	150	150	150
402 Conferences, Business Meetings	40	500	0	500
403 Training and Development	0	0	0	0
407 Community Promotion	284	600	600	600
444 Donation Expense	0	0	0	10,983
Total Other Charges	\$324	\$1,250	\$750	\$12,233
Total Senior Center	\$210,312	\$226,400	\$195,447	\$256,643

**SENIOR CENTER
10-528**

Fiscal Year 2011-2012	Budgeted
201-Telephone Telephone, cell phone	\$ 500
202-Postage Mailing, flyers, calendars, birthday cards, invitations, brochures, agency reporting	\$ 150
203-Reproduction/Printing	\$ 0
205-Legal Publications Job announcements, event adds	\$ 0
208-General Equipment Repair Copier maintenance, dishwasher maint., kitchen equipment repair, office equipment repair Bingo board repair,	\$ 500
209-Vehicle Repair and Maintenance Van maintenance, oil changes, miscellaneous repair to vehicles	\$ 100
211-Maintenance General equipment Maintenance	\$ 500
212-Water Building use water	\$ 2,800
215-Electric Building use electric	\$ 15,000
216-Gas Building use gas	\$ 800
217-Professional Services Event entertainment, pest control, speakers, meal preparation, travel agents, performance & game tickets, activity & fitness instructors	\$ 18,000
301-Office Supplies Paper, pencils, pens, ink cartridges, staples, tape, copy machine	\$ 1,500
302-Operating Supplies Kitchen supplies, decorations, event supplies, food for meals & events, film, bingo prizes, forks, knives, spoons, table cloths, misc. petty cash purchases, gifts, prizes, miscellaneous supplies for activities.	\$ 12,000
303-Recreation Supplies Art & crafts supplies, games puzzles, exercise supplies, t-shirts, bingo prizes, flowers, Miscellaneous supplies.	\$ 500
304-Uniform Allowance Uniforms for staff, event uniforms	\$ 400
305-Tires, Batteries, etc. Tires, batteries	\$ 2,000
306-Fuel & Oil Fuel & oil for vans	\$ 8,000
311-Small Tools Keys, misc tools for van & facility	\$ 300
312-Safety Equipment Fire extinguishers, misc. supplies needed for first aid and safety	\$ 150
315-Janitorial Supplies	\$ 0
316-Facilities Maintenance Maintenance of building, kitchen modifications	\$ 3,000
324-Computers/Printers	\$ 1,000

401-Dues, Subscription/Memberships	\$	150
402-Conference, Business Meetings	\$	500
403-Training and Development	\$	0
407-Community Promotion Volunteer event, senior center promotion activities, newspaper announcements	\$	600
444-Donation Expense Donations for specific purposes.	\$	10,983
Totals	\$	79,433

2011-2012 Proposed Budget
 Miscellaneous Personnel Expenses
 Senior Center
 10-528

Employee	Event	Event Location	Conferences	Training & Development	Organization Publication	Dues Fees	Total Cost
							\$0
Laura Feliz	ASCS		500		ASCS		\$500
Miscellaneous Dues						150	\$150
							\$0
							\$0
							\$0
			\$500	\$0	\$0	\$150	\$650

**Town of Florence
Department Budget Summary
Fiscal Year 2011-2012**

Department: Library	Fund: General	
Program: Library	Fund/Department Number: 10-529	

Fiscal Summary

Activity	Actual 2009-2010	Budget 2010-2011	Projected 2010-2011	Budget 2011-2012
Personnel Services	219,643	242,220	194,100	246,100
Contractual	5,080	5,455	5,455	5,655
Commodities	29,805	34,450	34,000	35,260
Other Charges	3,049	2,342	2,513	17,683
Total	\$257,577	\$284,467	\$236,068	\$304,698

Program narrative:

The Library's main objective is to provide materials and services to help Florence residents obtain information meeting their personal, educational, and professional needs with an emphasis on educational resources, youth services, and popular material.

Authorized Staffing Levels

Position Category	Non-Exempt Full Time	Non-Exempt Part Time	Exempt
Library Director			1
Librarian	2		
Library Aide		4	
Office Assistant		1	
Student Trainee		1	
Total	2	6	1

General Fund #10
Fiscal Year 2011-2012

Department
Number

Library
529

Account No./ Account Description	Actual 2009-2010	Budget 2010-2011	Projected 2010-2011	Budget 2011-2012
Personnel Services				
101 Salaries and Wages	115,773	117,610	89,200	122,725
102 Part-Time Salaries	59,772	75,550	64,200	73,400
103 Overtime	0	0	100	0
105 Holiday Pay	2,478	2,650	3,300	2,350
111 Az Retirement	14,892	19,150	13,300	19,975
121 Fica-Employers Portion	13,368	14,900	11,725	15,100
122 Unemployment Tax	0	0	0	0
123 Workman's Compensation	592	660	575	450
124 Health, Accident & Life Insurance	12,768	11,700	11,700	12,100
Total Personnel Services	\$219,643	\$242,220	\$194,100	\$246,100
Contractual Service/Maintenance				
201 Telephone	678	980	980	600
202 Postage	1,492	1,500	1,500	1,500
203 Reproduction / Printing	343	350	350	350
208 General Equipment Repair	1,593	1,800	1,800	1,980
209 Vehicle Repair & Maintenance	47	200	200	200
211 Maintenance Other	0	0		400
217 Professional Services	927	625	625	625
231 Lease Purchase Payment	0	0		
Total Contractual Services	\$5,080	\$5,455	\$5,455	\$5,655
Commodities				
301 Office Supplies	1,647	1,500	1,500	1,500
302 Operating Supplies	3,071	3,500	3,000	3,000
304 Uniform	0	0		0
306 Fuel-oil	251	250	300	300
308 Books	22,747	26,600	26,600	29,260
311- Small Tools	0	0		0
312 Safety Equipment	0	0		0
314 Other	0	0		0
315 Janitorial Supplies	1,812	1,800	1,800	0
316 Facilities Maintenance	276	800	800	1,200
324 Computers/Printers	0	0		0
Total Commodities	\$29,805	\$34,450	\$34,000	\$35,260
Other Charges				
401 Dues and Subscriptions	2,336	1,302	1,302	2,260
402 Conferences, Business Meetings	0	0		2,490
403 Training and Development	0	40	211	50
407 Community Promotion	713	1,000	1,000	1,000
444 Donation Expense	0	0	0	11,883
Total Other Charges	\$3,049	\$2,342	\$2,513	\$17,683
Total Library	\$257,577	\$284,467	\$236,068	\$304,698

LIBRARY
10-529

Fiscal Year 2011-2012	Budgeted
201-Telephone Two voice lines, one fax line	\$ 600
202-Postage Library postage, annual P.O. Box rental fee	\$ 1,500
203-Reproduction/Printing Bookmark design contest	\$ 350
208-General Equipment Repair Maintenance agreement for copy machine and security system components, maintenance overage for copy machine, and miscellaneous repairs	\$ 1,980
209 - Vehicle Maintenance and Repair Vehicle maintenance	\$ 200
211-Maintenance Computer maintenance and repairs, monitoring of Library security system	\$ 400
217-Professional Services Speakers, performers, professional storytellers	\$ 625
231-Lease Purchase Payment	\$
301-Office Supplies Paper, ink, pens, pencils, calendars, staples, tape, paper clips, special papers, paper for copy machine, printers and fax machine, etc.	\$ 1,500
302-Operating Supplies Programming supplies: puppets, flannel and magnetic boards and supplies, craft supplies, etc. Library specific supplies: library cards, book tape, book jackets, laminating film, labels, barcodes and protectors, security system supplies, etc.	\$ 3,000
304-Uniform Allowance Uniforms for employees, program specific t-shirts	\$ 0
306-Fuel and Oil	\$ 300
308-Books Reference, non-fiction, large print, juvenile, audio/video, southwest, fiction, young adult, easy, foreign language	\$ 29,280
311-Small Tools Computer keyboards, mice, miscellaneous	\$ 0
312-Safety Equipment Fire extinguisher inspection and recharge, first aid kit and supplies	\$ 0
314- Other	\$ 0
315-Janitorial Supplies and Service	\$ 0
316-Facility Maintenance Pest control, etc	\$ 1,200
324-Computers/Printers	\$ 0
401-Dues, Subscription/Memberships Magazine subscriptions, newspaper subscriptions, AzLA and ALA dues	\$ 2,280
402-Conference, Business Meetings AzLA Conference, ALA/PLA Conference, Pinal County Library Federation meetings	\$ 2,490
403-Training and Development Staff training: Continuing education workshops	\$ 50
407-Community Promotion Summer Reading Program, Coffea House and various programs	\$ 1,000
444-Donation Expense Donations for specific purposes.	\$ 11,883
Totals	\$ 59,598

**Miscellaneous Personnel Expenses
Fiscal Year 2011-2012
Library
10-529**

Employee	Event	Event Location	Training & Development	Conference	Organization Publication	Dues Fees	Total Cost
Library Director	AzLA 2011	Tucson		700		60	\$760
Librarian	AzLA 2011	Tucson		125		60	\$185
Librarian	AzLA 2011	Tucson		125		60	\$185
Library Director	PLA 2012	Philadelphia		1,500		180	\$1,680
Library Director	Federation Mtgs.	Pinal County		40			\$40
Staff	Continuing Ed. Workshops		50				\$50
							\$0
							\$0
					Casa Grande Valley News	29	\$29
					Movie Licensing	200	\$200
					Raising Arizona Kids	20	\$20
					AZ Wild Life News	9	\$9
					Arizona Republic	215	\$215
					True West	30	\$30
							\$0
					EBSCO Print	1,397	\$1,397
			\$50	\$2,490		\$2,260	\$4,800

**Town of Florence
Department Budget Summary
Fiscal Year 2011-2012**

Department: Engineering	Fund: General
Program: Engineering	Fund/Department #: 10-530

Fiscal Summary

Activity	Actual 2009-2010	Budgeted 2010-2011	Projected 2010-2011	Budget 2011-2012
Personnel Services	98,188	172,600	103,150	179,625
Contractual	117,994	9,800	5,100	11,800
Commodities	5,775	19,400	6,350	17,400
Other Charges	0	500	400	500
Total	\$221,956	\$202,300	\$115,000	\$209,325

Program narrative:

This program represents cost associated with the engineering department.

Authorized Staffing Levels

Position Category	Non-Exempt Full Time	Non-Exempt Part Time	Exempt
Associate Engineer			1
Project Manager	0.25		
Engineering Technician	1		
Office Assistant	0.125		
Office Assistant	0.75		
Total	2.125	0	1

General Fund #10
Fiscal Year 2011-2012

Department Engineering
Number 530

Account No./ Account Description	Actual 2009-2010	Budgeted 2010-2011	Projected 2010-2011	Budget 2011-2012
Personnel Services				
101 Salaries and Wages	70,013	116,500	67,000	117,950
102 Part-Time Salaries	0	0	800	0
103 Overtime	26	0	0	0
105 Holiday Pay	1,134	5,150	1,500	3,300
111 Az Retirement	6,690	12,000	11,200	12,275
121 Fica-Employers Portion	5,421	9,325	9,300	9,300
123 Workman's Compensation	690	2,225	650	2,000
124 Health, Accident & Life Insurance	14,214	27,400	12,700	34,800
Total Personnel Services	\$98,188	\$172,600	\$103,150	\$179,625
Contracted Service/Maintenance				
201 Telephone	667	1,500	1,100	1,500
202 Postage	60	100	0	100
211 Maintenance Other	0	200	0	200
217 Professional Charges	117,266	8,000	4,000	10,000
Total Contractual Services	\$117,994	\$9,800	\$5,100	\$11,800
Commodities				
301 Office Supplies	3,544	10,000	1,250	8,000
304 Uniform Allowance	782	1,200	1,000	1,200
306 Fuel-Oil	1,197	6,500	2,500	6,500
311 Small Tools	251	200	100	200
314 Other	0	0	0	0
324 Computers/Printers	0	1,500	1,500	1,500
Total Commodities	\$5,775	\$19,400	\$6,350	\$17,400
Other Charges				
401 Dues and Subscriptions	0	0	0	250
403 Training and Development	0	500	400	250
Total Other Charges	\$0	\$500	\$400	\$500
Total Facilities Maintenance	\$221,956	\$202,300	\$115,000	\$209,325

**Engineering
10-530**

Fiscal Year 2011-2012	Budgeted
201-Telephone	\$ 1,500
202-Postage	\$ 100
211-Maintenance Other, Vehicle	\$ 200
217-Professional Services Plan Review and Inspection Services by contract	\$ 10,000
222-Rental Charges	\$ 0
231-Equipment Lease	\$ 0
301-Office Supplies	\$ 8,000
304-Uniform Allowance	\$ 1,200
306-Fuel-Oil Expense for maintenance vehicle.	\$ 6,500
311-Small Tools	\$ 200
314-Other	\$ 0
324-Computers/Printers	\$ 1,500
401-Dues and Fees	\$ 250
403-Training and Development	\$ 250
Totals	\$ 29,700

**Town of Florence
Department Budget Summary
Fiscal Year 2011-2012**

Department: Facility Maintenance	Fund: General	
Program: Facility Maintenance	Fund/Department #:	10-531

Fiscal Summary

Activity	Actual 2009-2010	Budget 2010-2011	Projected 2010-2011	Budget 2011-2012
Personnel Services	144,698	144,125	133,280	20,270
Contractual	1,974	12,000	3,650	7,300
Commodities	34,100	43,000	36,200	41,250
Other Charges	0	0	0	0
Total	\$180,772	\$199,125	\$173,130	\$68,820

Program narrative:

This program represents cost associated with the maintenance and upkeep of general government buildings and non-specific departmental costs.

Authorized Staffing Levels

Position Category	Non-Exempt Full Time	Non-Exempt Part Time	Exempt
Facility Maintenance Foreman	0.25		
Office Assistant	0.125		
Total	0.375	0	0

General Fund #10
Fiscal Year 2011-2012

Department
Number

Facility Maintenance
531

Account No./ Account Description	Actual 2009-2010	Budget 2010-2011	Projected 2010-2011	Budget 2011-2012
Personnel Services				
101 Salaries and Wages	98,205	97,600	93,800	11,525
102 Part-Time Salaries	0	0	800	0
103 Overtime	147	400	50	0
105 Holiday Pay	4,273	4,325	5,500	525
111 Az Retirement	9,646	10,100	9,900	1,225
121 Fica-Employers Portion	7,434	7,850	7,500	920
122 Unemployment Tax	0	0	0	0
123 Workman's Compensation	2,166	2,950	2,400	225
124 Health, Accident & Life Insurance	22,828	20,900	13,330	5,850
Total Personnel Services	\$144,698	\$144,125	\$133,280	\$20,270
Contracted Service/Maintenance				
201 Telephone	481	450	450	0
209 Vehicle Maintenance	0	300	100	300
211 Maintenance Other	1,493	9,000	3,000	5,000
215 Electrical Charges	0	0	0	0
217 Professional Charges	0	2,000	100	2,000
222 Rental Charges	0	250	0	0
231 Lease Purchase Payment	0	0	0	0
Total Contractual Services	\$1,974	\$12,000	\$3,650	\$7,300
Commodities				
301 Office Supplies	260	400	100	400
304 Uniform Allowance	1,322	1,200	1,500	0
306 Fuel-Oil	1,409	2,950	1,800	1,000
311 Small Tools	20	200	300	300
314 Other	0	0	0	0
315 Janitorial Supplies	5,930	6,000	2,500	0
316 Facilities Maintenance	25,159	32,000	30,000	39,300
317 Land Maintenance	0	250	0	250
324 Computers/Printers	0	0	0	0
Total Commodities	\$34,100	\$43,000	\$36,200	\$41,250
Other Charges				
408 Other Miscellaneous	0	0	0	0
Total Other Charges	\$0	\$0	\$0	\$0
Total Facilities Maintenance	\$180,772	\$199,125	\$173,130	\$68,820

**FACILITY MAINTENANCE
10-531**

Fiscal Year 2011-2012

	Budgeted
201-Telephone Expense of cellular phones.	\$ 0
209-Vehicle Repair & Maintenance	\$ 300
211-Maintenance Other Maintenance on machinery, general facility maintenance.	\$ 5,000
215-Electrical Charges	\$ 0
217-Professional Services For general equipment repairs, 2 hr. Load Bank Test / Fire Station Generator (\$450.)	\$ 2,000
222-Rental Charges	\$ 0
231-Equipment Lease	\$ 0
301-Office Supplies	\$ 400
304-Uniform Allowance	\$ 0
306-Fuel-Oil Expense for gasoline and oil.	\$ 1,000
311-Small Tools	\$ 300
314-Other	\$ 0
315-Janitorial Supplies Supplies for total facility maintenance for all Town Hall.	\$ 0
316-Facilities Maintenance Provision for maintenance emergencies for equipment and building. Preventative maintenance. Maintenance on McFarland (\$5K), Maintenance on Brunenkant building (\$5K)	\$ 39,300
317-Land Maintenance Provisions for maintenance of grounds at Town Hall. Tie in on irrigation	\$ 250
324-Computers/Printers	\$ 0
408-Other Miscellaneous	\$ 0
Totals	\$ 48,550

**Town of Florence
Department Budget Summary
Fiscal Year 2011-2012**

Department: General Government	Fund: General
Program: General Government	Fund/Department Number: 10-532

Fiscal Summary

Activity	Actual 2009-2010	Budgeted 2010-2011	Projected 2010-2011	Budget 2011-2012
Contractual	235,378	261,350	239,850	256,000
Commodities	16,472	26,000	14,250	18,000
Other Charges	58,772	148,000	87,500	140,000
Total	\$310,621	\$435,350	\$341,600	\$414,000

Program narrative:

This program represents cost associated with the maintenance and upkeep of general government and non-specific departmental costs.

Authorized Staffing Levels

Position Category	Non-Exempt Full Time	Non-Exempt Part Time	Exempt
None			
Total	0	0	0

General Fund #10
Fiscal Year 2011-2012

Department:
Number: 532

Account No./ Account Description	Actual 2009-2010	Budgeted 2010-2011	Projected 2010-2011	Budget 2011-2012
Contracted Service/Maintenance				
201 Telephone	15,150	19,000	15,000	16,000
205 Legal Publication	112	500	2,000	1,000
206 Liability Insurance	156,622	160,000	145,000	150,000
211 Maintenance	3,744	1,850	1,850	2,000
212 Utility Charges	9,261	10,000	10,000	12,000
214 Silver King Utilities	10,730	10,000	13,000	15,000
215 Electrical Charges	39,759	50,000	48,000	50,000
217 Professional Services	0	10,000	5,000	10,000
Total Contractual Services	\$235,378	\$261,350	\$239,850	\$256,000
Commodities				
314 Other	14,420	20,000	12,000	15,000
315- Silver King Janitorial Supplies	484	1,000	250	500
316- Silver King Facilities Maintenance	1,567	5,000	2,000	2,500
Total Commodities	\$16,472	\$26,000	\$14,250	\$18,000
Other Charges				
405 NFID - Assessment Payment	35,924	43,000	36,000	40,000
408 Other Miscellaneous	1,265	5,000	1,500	0
409 Contingency	21,582	100,000	50,000	100,000
Total Other Charges	\$58,772	\$148,000	\$87,500	\$140,000
Total General Government	\$310,621	\$435,350	\$341,600	\$414,000

**General Government
10-532**

Fiscal Year 2011-2012

	Budgeted
201-Telephone For all telephone service for all Town departments except Recreation department and Library. This does not include paging and cellular.	\$ 16,000
205-Legal Publication Provision for legal advertising for NFID assessment sales, public notices, etc.	\$ 1,000
206-Liability Insurance Total General Fund Liability Insurance portion. Flood Insurance for 72 1st Street & 775 N. Main Street	\$ 150,000
211-Maintenance Security System, Silver King Security \$850	\$ 2,000
212-Utilities Water, Sewer, Sanitation expense for Town 775 N Main	\$ 12,000
214-Silver King Utilities Electric-\$4,600. Water, Sewer & Sanitation \$3,260, Fire Alarm and Elevator \$1,300	\$ 15,000
215-Electrical Charges Electrical expense for 775 N Main.	\$ 50,000
217- Professional Services NFID Assessment call schedules, Public Sale Assistance \$10,000	\$ 10,000
222-Rental	\$ 0
314-Other Other miscellaneous expenses, including Irrigation assessment on Giles Property	\$ 15,000
315-Janitorial Supplies Silver King	\$ 500
316-Facilities Maintenance Silver King	\$ 2,500
405-Assessment NFID Assessment payments and expense	\$ 40,000
408-Other Miscellaneous	\$ 0
409-Contingency Contingency money set aside for unexpected expenditures	\$ 100,000
Total	\$ 414,000

**Town of Florence
Department Budget Summary
Fiscal Year 2011-2012**

Department: Public Works
Program: Cemetery

Fund:
Fund/Department #:

General
10-533

Fiscal Summary

Activity	Actual 2009-2010	Budget 2010-2011	Projected 2010-2011	Budget 2011-2012
Personnel Services	3,604	16,825	2,965	12,850
Contractual	5,810	5,700	5,000	6,825
Commodities	1,503	4,100	1,000	4,100
Other Charges	0	0	0	0
Total	\$10,917	\$26,625	\$8,965	\$23,775

Program narrative:

The Public Works Department is responsible for the location, openings, and clearing of the grave sites, along with the maintenance and up keep of the public right-of-ways at the Town of Florence Cemetery.

Authorized Staffing Levels

Position Category	Non-Exempt Full Time	Non-Exempt Part Time	Exempt
Use Public Works Staff			
Total	Various	0	0

**General Fund #10
Fiscal Year 2011-2012**

**Department Cemetery
Number 533**

Account No./ Account Description	Actual 2009-2010	Budget 2010-2011	Projected 2010-2011	Budget 2011-2012
Personnel Services				
101 Salaries and Wages	2,183	12,100	2,500	9,750
103 Overtime	0	400	0	125
105 Holiday Pay	111	150	0	0
111 Az Retirement Contribution	216	1,250	245	1,050
121 Fica-Employers Portion	171	975	200	800
123 Workman's Compensation	6	750	20	475
124 Health, Accident & Life Insurance	917	1,200	0	650
Total Personnel Services	\$3,604	\$16,825	\$2,965	\$12,850
Contractual Service				
208 General Equipment Repair	0	200	0	200
211 Maintenance Other	1,548	1,250	2,000	2,375
212 Water	4,263	4,250	3,000	4,250
Total Contractual Services	\$5,810	\$5,700	\$5,000	\$6,825
Commodities				
301 Office Supplies	200	350	500	600
314 Other	0	2,750	0	2,500
317 Land Maintenance	1,303	1,000	500	1,000
Total Commodities	\$1,503	\$4,100	\$1,000	\$4,100
Total Cemetery	\$10,917	\$26,625	\$8,965	\$23,775

CEMETERY
10-533

Fiscal Year 2011-2012

		Budgeted
208-General Equipment Repair Repair of miscellaneous equipment.	\$	200
211- Maintenance Other	\$	2,375
212-Water	\$	4,250
301-Office Supplies Pens, paper, file folders, etc.	\$	600
314- Other Labor from other funds	\$	2,500
317-Land Maintenance Provision for maintenance of grounds.	\$	1,000
Totals	\$	10,925

General Fund #10
Fiscal Year 2011-2012

Dept Name Operating
Dept Number Transfers
 597

Account No./ Account Description	Actual 2009-2010	Budgeted 2010-2011	Projected 2010-2011	Budget 2011-2012
Operating Transfers				
621 Operating Transfers Out	322,026		739	0
Total Operating Transfers	\$322,026	\$0	\$739	\$0

Enterprise Funds

**Town of Florence
Enterprise Funds-Development Impact Fees
Community Development**

Fund#	Fund Description	June 30, 2010 Estimated Fund Balance	2010-2011 Projected Revenue	2010-2011 Projected Expense	June 30, 2011 Projected Fund Balance	2011-2012 Projected Revenue	2011-2012 Projected Expense	June 30, 2012 Projected Fund Balance
501	Sanitation Development Impact Fees	31,245	9,525	0	40,770	12,650	10,000	43,420
586	Florence Water Development Impact Fees	103,929	1,025	0	104,954	500	105,000	454
597	Florence Sewer Development Impact Fees	315,269	0	0	315,269	2,500	10,000	307,769
598	North Florence Water Development Impact Fees	11,199	100	0	11,299	100	5,000	6,399
599	North Florence Sewer Development Impact Fees	13,805	100	0	13,905	100	5,000	9,005
	Total Special Revenue Community Development	\$475,447	\$10,750	\$0	\$460,993	\$15,850	\$135,000	\$351,643

**Town of Florence
Department Budget Summary
Fiscal Year 2011-2012**

Department:	Public Works	Fund:	Development Impact Fee
Program:	Enterprise Fund-Sanitation	Fund/Department Number:	501

Fiscal Summary

Activity	Actual FY 09/10	Budget FY 10/11	Projected FY 10/11	Budget FY 11/12
Fund Balance	323	31,245	31,245	40,770
Revenues	30,922	25,100	9,525	12,650
Expenditures	0	0	0	10,000
Total	\$31,245	\$56,345	\$40,770	\$43,420

Program narrative:

Infrastructure fees and costs for new growth.

TOWN OF FLORENCE
Sanitation Development Fees
Fund 501
Fiscal Year 2011-2012

Revenue Acct. No. / Account Description	Actual FY 09/10	Budget FY 10/11	Projected FY 10/11	Budget FY 11/12
345682 Interest Earnings	261	300	225	250
360684 Development Fees	30,661	24,800	9,300	12,400
Total	\$30,922	\$25,100	\$9,525	\$12,650

Expenditures Acct. No. / Account Description	Actual FY 09/10	Budget FY 10/11	Projected FY 10/11	Budget FY 11/12
Community Development				
506-217 Professional Services	0	0	0	10,000
506-500 Land	0	0	0	0
506-505 Vehicles	0	0	0	0
506-507 Improvements	0	0	0	0
508621 Operating Transfer Out	0	0	0	0
Total	\$0	\$0	\$0	\$10,000

New Growth for Sanitation Services

Project #

Amount

2011-2012

		0
	Totals	\$0

**Town of Florence
Department Budget Summary
Fiscal Year 2011-2012**

Department:	Finance	Fund:	Development Impact Fee
Program:	Enterprise Fund-Water	Fund/Department Number:	596

Fiscal Summary

Activity	Actual FY 09/10	Budget FY 10/11	Projected FY 10/11	Budget FY 11/12
Fund Balance	102,907	103,929	103,929	104,954
Revenues	1,022	15,320	1,025	500
Expenditures	0	105,000	0	105,000
Total	\$103,929	\$14,249	\$104,954	\$454

Program narrative:

Infrastructure fees and costs for new growth.

TOWN OF FLORENCE
Florence Water Development Fees
Fund 596
Fiscal Year 2011-2012

Revenue Acct. No. / Account Description	Actual FY 09/10	Budget FY 10/11	Projected FY 10/11	Budget FY 11/12
345682 Interest Earnings	1,022	2,000	1,025	500
360684 Development Fees	-	13,320	-	-
Total Community Services Donations	\$1,022	\$15,320	\$1,025	\$500

Expenditures Acct. No. / Account Description	Actual FY 09/10	Budget FY 10/11	Projected FY 10/11	Budget FY 11/12
Community Development				
506-217 Professional Services	0	0	0	10,000
506-501 Infrastructure	0	105,000	0	
597-621 Transfer Out	0	0	0	95,000
Total Community Services Donations	\$0	\$105,000	\$0	\$105,000

Projects

Well Replacement	U-34	\$105,000
------------------	------	-----------

Transfer to Water Fund for balance of project-Fund 51

**Town of Florence
Department Budget Summary
Fiscal Year 2011-2012**

Department:	Finance	Fund:	Development Impact Fee
Program:	Enterprise Fund-Sewer	Fund/Department Number:	597

Fiscal Summary

Activity	Actual FY 09/10	Budget FY 10/11	Projected FY 10/11	Budget FY 11/12
Fund Balance	312,169	315,269	315,269	315,269
Revenues	3,100	20,420	0	2,500
Expenditures	0	330,000	0	10,000
Total	\$315,269	\$5,689	\$315,269	\$307,769

Program narrative:

Infrastructure fees and costs for new growth.

TOWN OF FLORENCE
Florence Sewer Development Fees
Fund 597
Fiscal Year 2011-2012

Revenue Acct. No. / Account Description	Actual FY 09/10	Budget FY 10/11	Projected FY 10/11	Budget FY 11/12
345682 Interest Earnings	3,100	4,000	2,500	2,500
360684 Development Fees	0	16,420	0	0
Total Community Services Donations	\$3,100	\$20,420	\$2,500	\$2,500

Expenditures Acct. No. / Account Description	Actual FY 09/10	Budget FY 10/11	Projected FY 10/11	Budget FY 11/12
Community Development				
506217 Professional Service	0	0	0	10,000
506501 Infrastructure	0	330,000	0	0
Total Community Services Donations	\$0	\$330,000	\$0	\$10,000

**Town of Florence
Department Budget Summary
Fiscal Year 2011-2012**

Department:	Finance	Fund:	Development Impact Fee
Program:	Enterprise Fund-NF Water	Fund/Department Number:	598

Fiscal Summary

Activity	Actual FY 09/10	Budget FY 10/11	Projected FY 10/11	Budget FY 11/12
Fund Balance	0	11,201	11,199	11,299
Revenues	11,199	100	100	100
Expenditures	0	11,200	0	5,000
Total	\$11,199	\$101	\$11,299	\$6,399

Program narrative:

Infrastructure fees and costs for new growth.

TOWN OF FLORENCE
North Florence Water Development Fees
Fund 598
Fiscal Year 2011-2012

Revenue Acct. No. / Account Description	Actual FY 09/10	Budget FY 10/11	Projected FY 10/11	Budget FY 11/12
345682 Interest Earnings	98	100	100	100
360684 Development Fees	11,101	-		
Total Community Services Donations	\$11,199	\$100	\$100	\$100

Expenditures Acct. No. / Account Description	Actual FY 09/10	Budget FY 10/11	Projected FY 10/11	Budget FY 11/12
Community Development				
506-217 Professional Services	0			5,000
506-501 Infrastructure	0	11,200		
Total Community Services Donations	\$0	\$11,200	\$0	\$5,000

Projects

		\$0
--	--	-----

**Town of Florence
Department Budget Summary
Fiscal Year 2011-2012**

Department:	Finance	Fund:	Development Impact Fee
Program:	Enterprise Fund- NF Sewer	Fund/Department Number:	599

Fiscal Summary

Activity	Actual FY 09/10	Budget FY 10/11	Projected FY 10/11	Budget FY 11/12
Fund Balance		13,805	13,805	13,905
Revenues	13,805	0	100	100
Expenditures	0	0	0	5,000
Total	\$13,805	\$13,805	\$13,905	\$9,005

Program narrative:

Infrastructure fees and costs for new growth.

TOWN OF FLORENCE
North Florence Sewer Development Fees
Fund 599
Fiscal Year 2011-2012

Revenue Acct. No. / Account Description	Actual FY 09/10	Budget FY 10/11	Projected FY 10/11	Budget FY 11/12
345682 Interest Earnings	121	200	100	100
360684 Development Fees	13,684	0	0	0
Total Community Services Donations	\$13,805	\$200	\$100	\$100

Expenditures Acct. No. / Account Description	Actual FY 09/10	Budget FY 10/11	Projected FY 10/11	Budget FY 11/12
Community Development				
506217 Professional Service	0	0	0	5,000
506501 Infrastructure	0	13,000	0	0
Total Community Services Donations	\$0	\$13,000	\$0	\$5,000

Florence Water Fund Fiscal Year 2011-2012

Department: Water/Wastewater
Program: Operations

Fund: Water (Town)
Fund/Department Number: 51

Cash Balance 06/30/10	4,966,890
Projected	
Revenue	
Interest Income	50,000
Miscellaneous Income	50,750
Operating Transfer In	16,000
Utility Fees	2,716,790
Total Revenues	2,833,540
Expenditures	
Personnel Services	265,200
Contractual Services/Maint.	501,100
Commodities	166,050
Other Charges	370,950
Minor Capital	32,000
Major Capital Projects	370,000
Debt Service	0
Operating Transfers Out	340,117
Total Expenditures	2,045,417
Total Cash Available at 06/30/11	5,755,013

Cash Balance 06/30/11	5,755,013
Budgeted	
Revenue	
Interest Income	40,000
Miscellaneous Income	50,500
Operating Transfer In	95,000
Utility Fees	2,852,500
Total Revenues	3,038,000
Expenditures	
Personnel Services	391,655
Contractual Services/Maint.	661,090
Commodities	197,465
Other Charges	643,153
Minor Capital	0
Major Capital Projects	4,869,000
Debt Service	0
Operating Transfers Out	474,045
Total Expenditures	7,236,408
Total Cash Available at 06/30/12	1,556,605

**Town of Florence
Revenue Worksheets
Florence Water Fund - 51**

Page 1 of 1

Account Description	Account Number	Actual FY 09/10	Budgeted FY 10/11	Projected FY 10/11	Budget FY 11/12
Other Revenue					
Interest Earnings	51-345-682	49,429	30,000	50,000	40,000
Operating Agreement Fee	51-350-375	46,383	50,000	50,000	50,000
Sale of Assets	51-350-683	0	0	0	0
Adjustments	51-350-691	0	0	0	0
Recovery from Bad Debt	51-350-697	403	500	750	500
Miscellaneous	51-350-698	11,974	500	0	0
Restitution for Damages	51-350-701	145	0	0	0
Total Miscellaneous		\$108,334	\$81,000	\$100,750	\$90,500
Operating Transfers					
Operating Transfers In	51-355-686	0	16,000	16,000	95,000
Total Transfers		\$0	\$16,000	\$16,000	\$95,000
Utility Fees					
Service Establishment Fees	51-371-445	14,545	16,000	16,000	16,000
Water User Fees	51-371-446	2,437,076	2,635,500	2,568,000	2,696,400
Water Standpipe Fees	51-371-447	2,881	3,600	4,200	4,500
Water Connection Fees	51-371-448	11,994	2,000	4,000	4,000
Hydro-Sprinklers	51-371-449	575	800	450	600
Effluent Charges	51-371-450	13,264	16,000	14,000	16,000
Central Arizona Project	51-371-696	116,736	114,700	110,000	115,000
Miscellaneous Revenue	51-371-698	402	0	140	0
Total Utility Fees		\$2,597,473	\$2,788,600	\$2,716,790	\$2,852,500
Total Water Revenue		\$2,705,808	\$2,885,600	\$2,833,540	\$3,038,000

**Town of Florence
Department Budget Summary
Fiscal Year 2010-2011**

Department: Public Works	Fund: Water (Town)
Program: Operations	Fund/Department Number: 51

Fiscal Summary

Activity	Actual FY 09/10	Budgeted FY 10/11	Projected FY 10/11	Budget FY 11/12
Personnel Services	327,487	382,550	265,200	391,655
Contractual	358,059	522,850	501,100	661,090
Commodities	106,458	171,750	166,050	197,465
Other Charges	393,412	484,000	370,950	643,153
Minor Capital Outlay	11,371	32,000	32,000	0
Major Capital Projects	136,901	4,194,500	370,000	4,869,000
Debt Service	0	0	0	0
Transfer Out	318,864	340,117	340,117	474,045
Total	\$1,652,552	\$6,127,767	\$2,045,417	\$7,236,408

Program narrative:

The Water Department is responsible for the operation and maintenance of the water distribution system, storage tanks, and motors. The Department construes taking water samples to ensure safe drinking water complying with the E.P.A., A.D.E.Q., and other governmental agencies.

Authorized Staffing Levels

Position Category	Non-Exempt Full Time	Non-Exempt Part Time	Exempt
Public Works Director			0.2500
Utility Superintendent			0.5000
Field Foreman	0.5000		
Senior Treatment Plant Operator	0.5000		
Water Plant Operator	1.0000		
Shared Utility System Operators (4)	2.0000		
Utility Services Operator	0.5000		
Administrative Assistant	0.5000		
Office Assistant	0.1250		
Total	5.1250	0.0000	0.5000

TOWN OF FLORENCE
WATER FUND #51
Fiscal Year 2011-2012

WATER OPERATIONS (Dept. #574) Account No. / Account Description	Actual FY 09/10	Budgeted FY 10/11	Projected FY 10/11	Budget FY 11/12
WATER OPERATIONS (Dept. #574)				
PERSONNEL SERVICES				
101 Salaries and Wages	191,266	228,400	132,000	213,805
102 Part-time Salaries	0	0	8,600	11,350
103 Overtime	22,192	28,000	13,300	28,000
105 Holiday Pay	7,113	7,850	5,000	6,825
106 Stand-By	8,132	7,300	18,500	7,300
111 AZ Retirement	22,237	26,750	22,300	27,025
121 FICA - Employer's Portion	16,609	20,800	16,500	20,500
122 Unemployment	234	0	1,500	0
123 Workers Compensation	5,618	7,300	5,500	7,550
124 Health, Accident & Life Insurance	54,085	56,150	42,000	69,300
Total Personnel Services	\$327,487	\$382,550	\$265,200	\$391,655
CONTRACTUAL SERVICES/MAINT				
201 Telephone	2,113	2,600	2,600	2,860
202 Postage	5,716	7,800	2,000	1,000
203 Reproduction / Printing	0	400	100	300
204 Data Processing	0	0	0	0
205 Legal Publications	0	600	300	600
206 Liability Insurance	53,635	60,000	60,000	66,000
209 Vehicle Repair and Main	4,553	7,000	6,000	7,700
210 Radio Repair and Main	0	0	0	0
211 Maintenance Other	29,049	70,000	48,000	70,000
212 Water Charge	0	650	100	500
215 Electrical Charges	169,010	230,000	230,000	300,000
217 Professional Services	89,582	132,000	145,000	200,000
218 Engineering and Architectural	0	3,000	1,000	3,000
219 Financial Audit	4,400	5,500	4,400	5,500
222 Rental Charges	0	300	100	330
226 Facility Repair	0	3,000	1500	3,300
Total Contractual Services	\$358,059	\$522,850	\$501,100	\$661,090
COMMODITIES				
301 Office Supplies	1,383	4,000	2,500	4,400
302 Operating Supplies	16,651	22,000	22,000	24,200
304 Uniform Allowance	3,081	4,000	4,000	4,400
305 Tires-Batteries, etc..	2,905	3,500	4,000	4,500
306 Fuel-oil	19,119	25,000	25,000	32,500
308 Books	0	350	200	385
310 Chemicals	5,745	7,500	10,000	12,000
311 Small Tools	1,777	3,500	1,800	3,500
312 Safety Equipment	1,183	5,000	5,000	6,000
313 Training Materials	0	2,000	750	2,000
314 Other	0	0	0	0
315 Janitorial Supplies	456	700	550	0
316 Facilities Maintenance	701	2,750	1800	3,025
317 Land Maintenance	1,432	1,550	1200	1,705
318 Sidewalk Repair and Maintenance	247	4,500	2,000	4,950
320 Utility Line Repair & Maintenance	51,777	85,000	85,000	93,500
324 Computers/Printers	0	400	250	400
Total Commodities	\$106,458	\$171,750	\$166,050	\$197,465

OTHER CHARGES				
401 Dues, Subscriptions	305	770	800	1,000
402 Conferences, Business Meetings	0	0	0	0
403 Training & Development	251	1,230	650	1,353
408 Miscellaneous Charges	3,897	7,000	4,500	7,700
409 Water Fees, Assessments, Replace	388,959	475,000	365,000	633,100
Total Other Charges	\$393,412	\$484,000	\$370,950	\$643,153
Total Operational Cost	\$1,185,416	\$1,561,150	\$1,303,300	\$1,893,363
Debt Service				
Debt Service Totals (Dept. #596)	0	0		
621 Operating Transfers Out (Dept. #597)	318,864	340,117	340,117	474,045
CAPITAL OUTLAY (Dept. #581)				
Minor Capital	11,371	32,000	32,000	0
Major Capital Outlay	136,901	4,194,500	370,000	4,869,000
Total Capital Outlay	148,272	4,226,500	402,000	4,869,000
TOTAL WATER FUND	\$1,652,552	\$6,127,767	\$2,045,417	\$7,236,408

Transfer Out

General Fund	348,275
Custodial	770
Grant #216-CDBG	125,000
Total Transfers Out	474,045

**WATER OPERATIONS
51-574**

Fiscal Year 2011-2012

	Budgeted
201-Telephone Cellular phone charges	\$ 2,880
202-Postage to cover the mailing of correspondence, plans, reports, etc.	\$ 1,000
203-Reproduction/Printing Reproduction of plans, maps, office forms, letterhead, business cards, etc..	\$ 300
204-Data Processing Computer program set-up, software and training to interface electronic meters	\$ 0
205-Legal Publications Advertising costs for public notices, advertisements, RFP's, etc.	\$ 600
206-Liability Insurance Share of Municipal Risk Pool.	\$ 66,000
209-Vehicle Repair and Maintenance Repair and maintenance of fleet (including scheduled preventative maintenance); commercial garage fees	\$ 7,700
210-Radio Repair and Maintenance Repair, maintenance mobiles, charges, etc and radio read equipment transmitters.	\$ 0
211-Maintenance-Other Repair and maintenance of equipment (including scheduled preventative maintenance); Maintenance agreement for Toshiba copier and Ricoh copier	\$ 70,000
212-Water Charges Water services rendered	\$ 500
215-Electrical Charges Electrical services rendered.	\$ 300,000
217-Professional Services Services performed by laboratories, engineering, pump service, contract, water tank storage maintenance, etc. Utility Rate Study \$40,000.	\$ 200,000
218-Engineering Services performed by engineers, architects, etc.	\$ 3,000
219-Audit	\$ 5,500
222-Rental Charges Rental on various pieces of equipment to complete projects.	\$ 330
226-Facility Repair repair and maintenance of facility	\$ 3,300
301-Office Supplies cover the cost of general office supplies	\$ 4,400
302-Operating Supplies basic distribution consumable supplies such as fittings, clamps, lab supplies, etc.	\$ 24,200
304-Uniform Allowance Uniform needs for personnel	\$ 4,400
305-Tires, Batteries, etc. tires for fleet	\$ 4,500
306-Fuel, Oil	\$ 32,500
308-Books books, manuals, and publications related to water	\$ 385
310-Chemicals purchase of chlorine	\$ 12,000
311-Small Tools Replace shovels, pitch forks, hoes, hand tools, etc.	\$ 3,500

312-Safety Equipment basic safety equipment such as barricades, vests, safety glasses, etc. restock of 1st Aid Kit	\$	6,000
313-Training Materials Miscellaneous training programs, (video rentals on operations and maintenance for various heavy equipment, etc.)	\$	2,000
314-Other	\$	0
315-Janitorial Supplies consumable cleaning supplies for plant and Public Works Facility	\$	0
316-Facilities Maintenance	\$	3,025
317-Land Maintenance Weed sterilizers, weed-eater heads and supplies for landscaping, irrigation, etc.	\$	1,705
318-Sidewalk Repair and Maintenance repair and maintenance of sidewalks	\$	4,950
320-Utility Line Repair & Maintenance distribution line supplies and repair parts	\$	93,500
324-Computers/Printers Replacement of computers and printers	\$	400
401-Dues, Subscription/Memberships Various memberships and subscriptions for personnel.	\$	1,000
402-Conferences/Business Meetings Regional Superintendent's working group	\$	0
403-Training and Development Continuing education & professional development for personnel.	\$	1,353
408-Other Miscellaneous ADEQ Sampling Fees for Monitoring Assistance Program	\$	7,700
409-Water Fees, Assessment and Replacement Costs ADWR Groundwater Fees, SCIP Water Assessment, CAP Groundwater Replacement Fee Include \$100,000 contingency for Assured Water Supply hydrogeological study of aquifer. State mandated DWR Fee FY 11-12 \$35,589	\$	633,100
Total	\$	1,501,708

**2011-2012 Budget
Miscellaneous Personnel Expenses
Florence Water Fund
51**

Employee	Event	Event Location	Conferences, Bus.Mtgs	Training	Organization Publication	Dues Fees	Total Cost
Employee	OSHA Training	Various			AWWA	200	\$200
Employees	Water Treatment Certifications	Chandler or Florence			WEF	175	\$175
Employee	Training - Profess. Development Hours	In House		353	ADEQ		\$0 \$353
WWW Supt.	AWWA Fees					100	\$100
P/W Director	AWWA Fees					100	\$100
WWW Supt.	AZ Small Utilities					425	\$425
WTO	Training - Profess.	Various		1,000	AWWA		\$1,000
TOTAL			\$0	\$1,353		\$1,000	\$2,353

**Town of Florence
Department Budget Summary
Fiscal Year 2011-2012**

Department: Finance	Fund: Florence Water
Program: Operating Transfers	Fund Number: 51

Fiscal Summary

Activity	Actual FY 09/10	Budgeted FY 10/11	Projected FY 10/11	Budget FY 11/12
Transfers Out		318,589	318,589	297,340
Total	\$0	\$318,589	\$318,589	\$297,340

Program narrative:

Operating Transfers Out represent monies that become a funding source from one fund to another. The actual expenditures are accounted for in the receiving fund.

	2011-2012
Transfer to General Fund	297,340
Transfer to Highway User Fund	0
	<u>297,340</u>

Town of Florence
Major Capital Projects Summary
Multi-Year

Fund and Number Project Title	Budget FY 10/11	Projected FY 10/11	Budget FY 11/12	Future FY 12/13	FY 13/14	FY 14/15	FY 15/16	Total
Water Meters-U29 AND U42	\$ 192,500	\$ -	\$ -	\$ 192,500	\$ 150,000	\$ 40,000	\$ -	\$ 382,500
New Well U-32	\$ -	\$ -	\$ -	\$ 1,120,000	\$ -	\$ -	\$ -	\$ 1,120,000
Storage Tank U-33	\$ -	\$ -	\$ -	\$ -	\$ 1,050,000	\$ -	\$ -	\$ 1,050,000
Well Replacement U-34	\$ 850,000	\$ 25,000	\$ 975,000	\$ -	\$ -	\$ -	\$ -	\$ 1,000,000
Unusable Valve Replacement U-35	\$ 85,000	\$ 10,000	\$ 75,000	\$ 45,000	\$ 30,000	\$ 20,000	\$ -	\$ 180,000
Main Street Water Line Replacement U-36	\$ 217,000	\$ -	\$ 257,000	\$ -	\$ -	\$ -	\$ -	\$ 257,000
Waterline Replacements for 2"-4" lines U-38	\$ 250,000	\$ 200,000	\$ 250,000	\$ 200,000	\$ 150,000	\$ 100,000	\$ -	\$ 900,000
Fire Hydrant Replacement U-30	\$ 40,000	\$ -	\$ 40,000	\$ 40,000	\$ 40,000	\$ -	\$ -	\$ 120,000
Fire Hydrant System U-40	\$ 30,000	\$ 10,000	\$ 50,000	\$ -	\$ -	\$ -	\$ -	\$ 60,000
Water Storage Tank U-26	\$ 850,000	\$ 80,000	\$ 1,200,000	\$ -	\$ -	\$ -	\$ -	\$ 1,280,000
INS Waterline Relocation U-25	\$ 85,000	\$ -	\$ 95,000	\$ -	\$ -	\$ -	\$ -	\$ 95,000
Waterline Extension North of Gila U- 27	\$ 187,000	\$ -	\$ 187,000	\$ -	\$ -	\$ -	\$ -	\$ 187,000
New Well U-23	\$ -	\$ -	\$ -	\$ 45,000	\$ 750,000	\$ 1,000,000	\$ -	\$ 1,795,000
Booster Station U-37	\$ 0	\$ 0	\$ 0	\$ 200,000	\$ 0	\$ 0	\$ 0	\$ 200,000
Booster Pumps at Well #5 U-65	\$ 48,000	\$ 0	\$ 48,000	\$ 0	\$ 0	\$ 0	\$ 0	\$ 48,000
VFD's on Booster Pumps U-78	\$ 47,000	\$ 0	\$ 47,000	\$ 0	\$ 0	\$ 0	\$ 0	\$ 47,000
SCADA Tie-ins U-64	\$ 55,000	\$ 0	\$ 55,000	\$ 0	\$ 0	\$ 0	\$ 0	\$ 55,000
Merrill Ranch Well U-67	\$ 0	\$ 0	\$ 100,000	\$ 1,800,000	\$ 0	\$ 0	\$ 0	\$ 1,900,000
Water Lines (Adamsville) U-66	\$ 938,000	\$ 0	\$ 938,000	\$ 0	\$ 0	\$ 0	\$ 0	\$ 938,000
Water Lines (Complex-NE) U-70	\$ 0	\$ 0	\$ 70,000	\$ 662,000	\$ 0	\$ 0	\$ 0	\$ 732,000

**Town of Florence
Major Capital Projects
Multi-Year**

**U-42
& U29**

FUND AND NUMBER: Water Fund 51-581-503
PROJECT TITLE Water Meters

PROJECT DESCRIPTION:
Installation of large meters

PROJECT BENEFITS:

	Budget FY 10/11	Projected FY 10/11	Budget FY 11/12	Future FY 12/13	FY 13/14	FY 14/15	FY 15/16
PROJECT COST							
Needs Assessment							
Land							
Construction							
Equipment	192,500			192,500	150,000	40,000	
Other							
Total Project Cost	\$192,500	\$0	\$0	\$192,500	\$150,000	\$40,000	\$0
PROJECT FUNDING							
Highway User Revenue							
Lease/Purchase							
Grant							
Developer Contribution							
Enterprise Fund	192,500			192,500	150,000	40,000	
Unfunded							
Total Project Funding	\$192,500	\$0	\$0	\$192,500	\$150,000	\$40,000	\$0

Notes:

**Town of Florence
Major Capital Projects
Multi-Year**

U-32

FUND AND NUMBER: Water Fund 51-581-507
PROJECT TITLE New Well

PROJECT DESCRIPTION:
New well to support growth and annexation in southeast.

PROJECT BENEFITS:
Enables us to provide water into annexed areas and development southeast of Town. Well to be located at Majestic Ranch.

	Budget FY 10/11	Projected FY 10/11	Budget FY 11/12	Future FY 12/13	FY 13/14	FY 14/15	FY 15/16
PROJECT COST							0
Needs Assessment							0
Land							0
Construction				750,000			0
Equipment				250,000			0
Other				120,000			0
Total Project Cost	\$0	\$0	\$0	\$1,120,000	\$0	\$0	\$0
PROJECT FUNDING							0
Highway User Revenue							0
Lease/Purchase							0
Grant							0
Developer Contribution							0
Enterprise Fund				1,120,000			
Unfunded							
Total Project Funding	\$0	\$0	\$0	\$1,120,000	\$0	\$0	\$0

Notes:

**Town of Florence
Major Capital Projects
Multi-Year**

U-33

FUND AND NUMBER: Water Fund 51-581-507
PROJECT TITLE STORAGE TANK

PROJECT DESCRIPTION:
 New well to support growth and annexation in the southeast.

PROJECT BENEFITS:
 Enable us to provide into annexed areas a support fire suppression and growth.

	Budget FY 10/11	Projected FY 10/11	Budget FY 11/12	Future FY 12/13	FY 13/14	FY 14/15	FY 15/16
PROJECT COST							
Needs Assessment							
Land							
Construction					950,000		
Equipment							
Other					100,000		
Total Project Cost	\$0	\$0	\$0	\$0	\$1,050,000	\$0	\$0
PROJECT FUNDING							
Highway User Revenue							
Lease/Purchase							
Grant							
Developer Contribution							
Enterprise Fund					1,050,000		
Unfunded							
Total Project Funding	\$0	\$0	\$0	\$0	\$1,050,000	\$0	\$0

Notes:

**Town of Florence
Major Capital Projects
Multi-Year**

U-34

FUND AND NUMBER: Water Fund 51-581-507
PROJECT TITLE NEW WELL # 3 REPLACEMENT

PROJECT DESCRIPTION:
 Replacement well for Well #3

PROJECT BENEFITS:
 Enables us to increase production capabilities to an adequate level. Well #3 casing has collapsed and has nitrates. Water may cause blending process due to nitrates if existing location utilized, deeper wells gets out of nitrates zone.

	Budget FY 10/11	Projected FY 10/11	Budget FY 11/12	Future FY 12/13	FY 13/14	FY 14/15	FY 15/16
PROJECT COST							
Needs Assessment							
Land							
Construction	850,000	25,000	975,000				
Equipment							
Other							
Total Project Cost	\$850,000	\$25,000	\$975,000	\$0	\$0	\$0	\$0
PROJECT FUNDING							
Highway User Revenue							
Lease/Purchase							
Grant							
Developer Contribution							
Enterprise Fund	700,000	25,000	870,000				
Impact Fees	150,000		105,000				
Total Project Funding	\$850,000	\$25,000	\$975,000	\$0	\$0	\$0	\$0

Notes:

**Town of Florence
Major Capital Projects
Multi-Year**

U-35

FUND AND NUMBER: Water Fund 51-581-507
PROJECT TITLE UNUSABLE VALVE REPLACEMENT

PROJECT DESCRIPTION:
New water valves.

PROJECT BENEFITS:
Replacement of old valves that no longer operate properly.

	Budget FY 10/11	Projected FY 10/11	Budget FY 11/12	Future FY 12/13	FY 13/14	FY 14/15	FY 15/16
PROJECT COST							
Needs Assessment							
Land							
Construction	85,000	10,000	75,000	45,000	30,000	20,000	
Equipment							
Other							
Total Project Cost	\$85,000	\$10,000	\$75,000	\$45,000	\$30,000	\$20,000	\$0
PROJECT FUNDING							
Highway User Revenue							
Lease/Purchase							
Grant							
Developer Contribution							
Enterprise Fund	85,000	10,000	75,000	45,000	30,000	20,000	
Unfunded							
Total Project Funding	\$85,000	\$10,000	\$75,000	\$45,000	\$30,000	\$20,000	\$0

Notes:

**Town of Florence
Major Capital Projects
Multi-Year**

U-36

FUND AND NUMBER: Water Fund 51-581-507
PROJECT TITLE Main Street Waterline Replacement

PROJECT DESCRIPTION:
New water lines on Granite Street/

PROJECT BENEFITS:
Installation of 8" water lines on Granite to support new fire hydrants. Enables us to provide adequate flows for fire supression on Main Street.

	Budget FY 10/11	Projected FY 10/11	Budget FY 11/12	Future FY 12/13	FY 13/14	FY 14/15	FY 15/16
PROJECT COST							
Needs Assessment							
Land							
Construction	205,000		257,000				
Equipment							
Other	12,000						
Total Project Cost	\$217,000	\$0	\$257,000	\$0	\$0	\$0	\$0
PROJECT FUNDING							
Highway User Revenue							
Lease/Purchase							
Grant							
Developer Contribution							
Enterprise Fund	217,000		257,000				
Unfunded							
Total Project Funding	\$217,000	\$0	\$257,000	\$0	\$0	\$0	\$0

Notes:

**Town of Florence
Major Capital Projects
Multi-Year**

U-38

FUND AND NUMBER: Water Fund Florence and North Florence Water
PROJECT TITLE WATER LINE REPLACEMENTS (VARIOUS LOCATIONS)

PROJECT DESCRIPTION:
 New water lines for areas with 2", 3" and 4" lines

PROJECT BENEFITS:
 Replacement of old water lines that are smaller than 4 inches (4"). This will help supply more water to customers and increase fire flows. Work will also be used for over sizing and projects where by extensions would result in recapture agreements with developers.

	Budget FY 10/11	Projected FY 10/11	Budget FY 11/12	Future FY 12/13	FY 13/14	FY 14/15	FY 15/16
PROJECT COST							
Needs Assessment							
Land							
Construction	250,000	200,000	250,000	200,000	150,000	100,000	
Equipment							
Other							
Total Project Cost	\$250,000	\$200,000	\$250,000	\$200,000	\$150,000	\$100,000	\$0
PROJECT FUNDING							
Highway User Revenue							
Lease/Purchase							
Grant							
Developer Contribution							
Enterprise Fund	250,000	200,000	250,000	200,000	150,000	100,000	
Unfunded							
Total Project Funding	\$250,000	\$200,000	\$250,000	\$200,000	\$150,000	\$100,000	\$0

Notes:

**Town of Florence
Major Capital Projects
Multi-Year**

U-30

FUND AND NUMBER: Water Fund
PROJECT TITLE Fire Hydrant Replacement

PROJECT DESCRIPTION:
Replacement of antiquated or non working fire hydrants

PROJECT BENEFITS:
Fire Protection

	Budget FY 10/11	Projected FY 10/11	Budget FY 11/12	Future FY 12/13	FY 13/14	FY 14/15	FY 15/16
PROJECT COST							
Needs Assessment							
Land							
Construction							
Equipment	40,000		40,000	40,000	40,000		
Other							
Total Project Cost	\$40,000	\$0	\$40,000	\$40,000	\$40,000	\$0	\$0
PROJECT FUNDING							
Highway User Revenue							
Lease/Purchase							
Grant							
Developer Contribution							
Enterprise Fund	40,000		40,000	40,000	40,000		
Unfunded							
Total Project Funding	\$40,000	\$0	\$40,000	\$40,000	\$40,000	\$0	\$0

Notes:

**Town of Florence
Major Capital Projects
Multi-Year**

U-40

FUND AND NUMBER: Water Fund 051-581-506
PROJECT TITLE Fire Hydrant System (Downtown)

PROJECT DESCRIPTION:
See Fire Department

PROJECT BENEFITS:
See Fire Department

	Budget FY 10/11	Projected FY 10/11	Budget FY 11/12	Future FY 12/13	FY 13/14	FY 14/15	FY 15/16
PROJECT COST							
Needs Assessment							
Land							
Construction	30,000	10,000	50,000				
Equipment							
Total Project Cost	\$30,000	\$10,000	\$50,000	\$0	\$0	\$0	\$0
PROJECT FUNDING							
Highway User Revenue							
Lease/Purchase							
Grant							
Developer Contribution							
Enterprise Fund	30,000	10,000	50,000				
Total Project Funding	\$30,000	\$10,000	\$50,000	\$0	\$0	\$0	\$0

Notes:

**Town of Florence
Major Capital Projects
Multi-Year**

U-26

FUND AND NUMBER: Water Fund 51-581-507
PROJECT TITLE Water Storage Tank

PROJECT DESCRIPTION:
Water storage tank @ Florence Gardens

PROJECT BENEFITS:
Removes substandard conditions for additon production capacity of well(s) while ensuring sufficient capacity for fire flow.

	Budget FY 10/11	Projected FY 10/11	Budget FY 11/12	Future FY 12/13	FY 13/14	FY 14/15	FY 15/16
PROJECT COST							
Needs Assessment							
Land							
Construction	850,000	80,000	1,200,000				
Equipment							
Other							
Total Project Cost	\$850,000	\$80,000	\$1,200,000	\$0	\$0	\$0	\$0
PROJECT FUNDING							
Highway User Revenue							
Lease/Purchase							
Grant							
Developer Contribution							
Enterprise Fund	850,000	80,000	1,200,000				
Unfunded							
Total Project Funding	\$850,000	\$80,000	\$1,200,000	\$0	\$0	\$0	\$0

Notes:

**Town of Florence
Major Capital Projects
Multi-Year**

U-25

FUND AND NUMBER: Water Fund 051-581-507
PROJECT TITLE INS WATER LINE RELOCATION

PROJECT DESCRIPTION:
Relocate waterline from INS property.

PROJECT BENEFITS:
Removes waterline from beneath the INS Administration Building and from the INS property to allow immediate accessibility.

	Budget FY 10/11	Projected FY 10/11	Budget FY 11/12	Future FY 12/13	FY 13/14	FY 14/15	FY 15/16
PROJECT COST							
Needs Assessment							
Land							
Construction	85,000		95,000				
Equipment							
Other							
Total Project Cost	\$85,000	\$0	\$95,000	\$0	\$0	\$0	\$0
PROJECT FUNDING							
Highway User Revenue							
Lease/Purchase							
Grant							
Developer Contribution							
Enterprise Fund	85,000		95,000				
Unfunded							
Total Project Funding	\$85,000	\$0	\$95,000	\$0	\$0	\$0	\$0

Notes:

**Town of Florence
Major Capital Projects
Multi-Year**

U-27

FUND AND NUMBER: Water Fund 51-581-507
PROJECT TITLE Waterline Extension N. of Gila

PROJECT DESCRIPTION:
Expansion of existing waterlines.

PROJECT BENEFITS:
Relocation and extension of water lines to the existing system for line replacement, looped water line, extension to meet growth areas and relocation to proper easements.

	Budget FY 10/11	Projected FY 10/11	Budget FY 11/12	Future FY 12/13	FY 13/14	FY 14/15	FY 15/16
PROJECT COST							
Needs Assessment							
Land							
Construction	187,000		187,000				
Equipment							
Other							
Total Project Cost	\$187,000	\$0	\$187,000	\$0	\$0	\$0	\$0
PROJECT FUNDING							
Highway User Revenue							
Lease/Purchase							
Grant							
Developer Contribution							
Enterprise Fund	187,000		187,000				
Unfunded							
Total Project Funding	\$187,000	\$0	\$187,000	\$0	\$0	\$0	\$0

Notes:

**Town of Florence
Major Capital Projects
Multi-Year**

U-23

FUND AND NUMBER: Water Fund 51-581-507
PROJECT TITLE New Well

PROJECT DESCRIPTION:
 New well to provide additional capacity and redundancy.

PROJECT BENEFITS:
 Provides redundant system via ample supply and sufficient pressure to meet production, water demand, and fire flow capacity requirements.

	Budget FY 10/11	Projected FY 10/11	Budget FY 11/12	Future FY 12/13	FY 13/14	FY 14/15	FY 15/16
PROJECT COST							0
Needs Assessment							0
Land							0
Construction				45,000	750,000	100,000	0
Equipment							0
Other							0
Total Project Cost	\$0	\$0	\$0	\$45,000	\$750,000	\$100,000	\$0
PROJECT FUNDING							0
Highway User Revenue							0
Lease/Purchase							0
Grant							0
Developer Contribution							0
Enterprise Fund				45,000	750,000	100,000	
Unfunded							
Total Project Funding	\$0	\$0	\$0	\$45,000	\$750,000	\$100,000	\$0

Notes:

**Town of Florence
Major Capital Projects
Multi-Year**

U-37

FUND AND NUMBER: Water Fund 51-581-507
PROJECT TITLE Booster Station

PROJECT DESCRIPTION:

Tie-in to existing N. Florence system and boosting of pressure.
Booster station or hydro pneumatic tank for in-line-tie in.

PROJECT BENEFITS:

Provides redundant system via ample supply and sufficient pressure to meet production water demand and fire flow capacity requirements.
The water system south of the Gila River can only serve a portion of the area north of the Gila River. Technical analysis will support the most cost beneficial system to be used and prevent back pressure problems with the area South of the Gila River. Booster station in parallel appears to be cost prohibitive when only minor pressure increase needed.

	Budget FY 10/11	Projected FY 10/11	Budget FY 11/12	Future FY 12/13	FY 13/14	FY 14/15	FY 15/16
PROJECT COST							
Needs Assessment							
Land							
Construction							
Equipment							
Other							
Total Project Cost	\$0	\$0	\$0	\$0	\$0	\$0	\$0
PROJECT FUNDING							
Highway User Revenue							
Lease/Purchase							
Grant							
Developer Contribution							
Enterprise Fund							
Unfunded							
Total Project Funding	\$0	\$0	\$0	\$0	\$0	\$0	\$0

Notes:

**Town of Florence
Major Capital Projects
Multi-Year**

FUND AND NUMBER: Water Fund U-65
PROJECT TITLE Booster Pumps at Well #5

PROJECT DESCRIPTION:
 Replacement of booster pumps at Well #5

PROJECT BENEFITS:

	Budget FY 10/11	Projected FY 10/11	Budget FY 11/12	Future FY 12/13	FY 13/14	FY 14/15	FY 15/16
PROJECT COST							
Needs Assessment							
Land							
Construction	48,000						
Equipment							
Other							
Total Project Cost	\$48,000	\$0	\$0	\$0	\$0	\$0	\$0
PROJECT FUNDING							
Highway User Revenue							
Lease/Purchase							
Grant							
Developer Contribution							
Enterprise Fund	48,000						
Unfunded							
Total Project Funding	\$48,000	\$0	\$0	\$0	\$0	\$0	\$0

Notes:

**Town of Florence
Major Capital Projects
Multi-Year**

FUND AND NUMBER: Water Fund U-78
PROJECT TITLE VFD's on Booster Pumps

PROJECT DESCRIPTION:

PROJECT BENEFITS:

	Budget FY 10/11	Projected FY 10/11	Budget FY 11/12	Future FY 12/13	FY 13/14	FY 14/15	FY 15/16
PROJECT COST							
Needs Assessment							
Land							
Construction	40,000						
Equipment							
Other	7,000						
Total Project cost	\$47,000	\$0	\$0	\$0	\$0	\$0	\$0
PROJECT FUNDING							
Highway User Revenue							
Lease/Purchase							
Grant							
Developer Contribution							
Enterprise Fund	47,000						
Unfunded							
Total Project Funding	\$47,000	\$0	\$0	\$0	\$0	\$0	\$0

Notes:

**Town of Florence
Major Capital Projects
Multi-Year**

FUND AND NUMBER: Water Fund U-64
PROJECT TITLE SCADA Tie-ins

PROJECT DESCRIPTION:

PROJECT BENEFITS:

	Budget FY 10/11	Projected FY 10/11	Budget FY 11/12	Future FY 12/13	FY 13/14	FY 14/15	FY 15/16
PROJECT COST							
Needs Assessment							
Land							
Construction	47,000						
Equipment							
Other	8,000						
Total Project cost	\$55,000	\$0	\$0	\$0	\$0	\$0	\$0
PROJECT FUNDING							
Highway User Revenue							
Lease/Purchase							
Grant							
Developer Contribution							
Enterprise Fund	55,000						
Unfunded							
Total Project Funding	\$55,000	\$0	\$0	\$0	\$0	\$0	\$0

Notes:

**Town of Florence
Major Capital Projects
Multi-Year**

FUND AND NUMBER: Water Fund U-67
PROJECT TITLE Merrill Ranch Well

PROJECT DESCRIPTION:
 New Well to supply water to Merrill Ranch residents

PROJECT BENEFITS:

	Budget FY 10/11	Projected FY 10/11	Budget FY 11/12	Future FY 12/13	FY 13/14	FY 14/15	FY 15/16
PROJECT COST							
Needs Assessment							
Land							
Construction							
Equipment							
Other							
Total Project Cost	\$0	\$0	\$0	\$0	\$0	\$0	\$0
PROJECT FUNDING							
Highway User Revenue							
Lease/Purchase							
Grant							
Developer Contribution							
Enterprise Fund							
Unfunded							
Total Project Funding	\$0	\$0	\$0	\$0	\$0	\$0	\$0

Notes:

**Town of Florence
Major Capital Projects
Multi-Year**

FUND AND NUMBER: Water Fund U-66
PROJECT TITLE Water Lines (Adamsville)

PROJECT DESCRIPTION:
 From Main Street to Centennial Ave and 20th Street south to High School

PROJECT BENEFITS:
 Replaced inadequate distribution lines

	Budget FY 10/11	Projected FY 10/11	Budget FY 11/12	Future FY 12/13	FY 13/14	FY 14/15	FY 15/16
PROJECT COST							
Needs Assessment							
Land							
Construction	838,000		938,000				
Equipment							
Other	100,000						
Total Project cost	\$938,000	\$0	\$938,000	\$0	\$0	\$0	\$0
PROJECT FUNDING							
Highway User Revenue							
Lease/Purchase							
Grant							
Developer Contribution							
Enterprise Fund	938,000		938,000				
Unfunded							
Total Project Funding	\$938,000	\$0	\$938,000	\$0	\$0	\$0	\$0

Notes:

**Town of Florence
Major Capital Projects
Multi-Year**

FUND AND NUMBER: Water Fund U-70
PROJECT TITLE Water Lines (Complex-NE)

PROJECT DESCRIPTION:
 24" Water Line from Well 3 & 4 supply site to Bowling Road
 Location Wells 3 & 4 to Bowling Road

PROJECT BENEFITS:
 Improve the quality of existing facilities or equipment. Alleviates substandard conditions of deficiencies.

	Budget FY 10/11	Projected FY 10/11	Budget FY 11/12	Future FY 12/13	FY 13/14	FY 14/15	FY 15/16
PROJECT COST							
Needs Assessment							
Land							
Construction				662,000			
Equipment							
Other			70,000				
Total Project Cost	\$0	\$0	\$70,000	\$662,000	\$0	\$0	\$0
PROJECT FUNDING							
Highway User Revenue							
Lease/Purchase							
Grant							
Developer Contribution							
Enterprise Fund			70,000	662,000			
Unfunded							
Total Project Funding	\$0	\$0	\$70,000	\$662,000	\$0	\$0	\$0

Notes:

**Town of Florence
Major Capital Projects
Multi-Year**

FUND AND NUMBER: Water Fund U-68
PROJECT TITLE North Florence Main Supply

PROJECT DESCRIPTION:
 Create a loop system to storage tank.

PROJECT BENEFITS:

	Budget FY 10/11	Projected FY 10/11	Budget FY 11/12	Future FY 12/13	FY 13/14	FY 14/15	FY 15/16
PROJECT COST							
Needs Assessment							
Land							
Construction							
Equipment				\$1,045,000			
Other	105,000		105,000				
Total Project cost	\$105,000	\$0	\$105,000	\$1,045,000	\$0	\$0	\$0
PROJECT FUNDING							
Highway User Revenue							
Lease/Purchase							
Grant							
Developer Contribution							
Enterprise Fund	105,000		105,000	1,045,000			
Unfunded							
Total Project Funding	\$105,000	\$0	\$105,000	\$1,045,000	\$0	\$0	\$0

Notes:

**Town of Florence
Major Capital Projects
Multi-Year**

FUND AND NUMBER: Water Fund 051-581-506 U-57
PROJECT TITLE Generator W Water Storage Boosters in North Florence

PROJECT DESCRIPTION:
 Generator at water storage boosters

PROJECT BENEFITS:
 We need a generator for the water storage boosters

	Budget FY 10/11	Projected FY 10/11	Budget FY 11/12	Future FY 12/13	FY 13/14	FY 14/15	FY 15/16
PROJECT COST							
Needs Assessment							
Land	12500						
Construction							
Equipment	\$87,500		\$177,000				
Other							
Total Project cost	\$100,000	\$0	\$177,000	\$0	\$0	\$0	\$0
PROJECT FUNDING							
Highway User Revenue							
Lease/Purchase							
Grant							
Developer Contribution							
Enterprise Fund	100,000		177,000				
Unfunded							
Total Project Funding	\$100,000	\$0	\$177,000	\$0	\$0	\$0	\$0

Notes:

**Town of Florence
Major Capital Projects
Multi-Year**

U-69

FUND AND NUMBER: Water Fund
PROJECT TITLE Water Transmission Line Extension- Well#5 to Well#4

PROJECT DESCRIPTION:
12" & 24" line from Well No. 5 to Well No. 4 along Felix to Park, (5100')

PROJECT BENEFITS:
Improve quality of existing facilities or equipment.

	Budget FY 10/11	Projected FY 10/11	Budget FY 11/12	Future FY 12/13	FY 13/14	FY 14/15	FY 15/16
PROJECT COST							
Needs Assessment							
Land							
Construction				918,000			
Equipment							
Other			130,000				
Total Project cost	\$0	\$0	\$130,000	\$918,000	\$0	\$0	\$0
PROJECT FUNDING							
Highway User Revenue							
Lease/Purchase							
Grant							
Developer Contribution							
Enterprise Fund			130,000	918,000			
Unfunded							
Total Project Funding	\$0	\$0	\$130,000	\$918,000	\$0	\$0	\$0

Notes:

**Town of Florence
Major Capital Projects
Multi-Year**

FUND AND NUMBER: Water Fund
PROJECT TITLE Valley Farms Area Well #1 (Zone B1) and Storage Tank **U-71**

PROJECT DESCRIPTION:
 Well to provide service in Valley Farms area development

PROJECT BENEFITS:
 Provide new facility or service capability.

	Budget FY 10/11	Projected FY 10/11	Budget FY 11/12	Future FY 12/13	FY 13/14	FY 14/15	FY 15/16
PROJECT COST							
Needs Assessment							
Land							
Construction					1,800,000		
Equipment							
Other					130,000		
Total Project cost	\$0	\$0	\$0	\$0	\$1,930,000	\$0	\$0
PROJECT FUNDING							
Highway User Revenue							
Lease/Purchase							
Grant							
Developer Contribution					1,930,000		
Enterprise Fund							
Unfunded							
Total Project Funding	\$0	\$0	\$0	\$0	\$1,930,000	\$0	\$0

Notes:

**Town of Florence
Major Capital Projects
Multi-Year**

U-72

FUND AND NUMBER: Water Fund
PROJECT TITLE Merrill Ranch Well #2 and Storage Tank

PROJECT DESCRIPTION:
Well to augment Anthem and surrounding CFD area

PROJECT BENEFITS:
Expand capacity of existing service level/facility.

	Budget FY 10/11	Projected FY 10/11	Budget FY 11/12	Future FY 12/13	FY 13/14	FY 14/15	FY 15/16
PROJECT COST							
Needs Assessment							
Land							
Construction						1,800,000	
Equipment							
Other						120,000	
Total Project cost	\$0	\$0	\$0	\$0	\$0	\$1,920,000	\$0
PROJECT FUNDING							
Highway User Revenue							
Lease/Purchase							
Grant							
Developer Contribution							
Enterprise Fund							
Unfunded						1,920,000	
Total Project Funding	\$0	\$0	\$0	\$0	\$0	\$1,920,000	\$0

Notes:

**Town of Florence
Major Capital Projects
Multi-Year**

FUND AND NUMBER: Water Fund
PROJECT TITLE Water Line Extension @ Bailey Street **U-73**

PROJECT DESCRIPTION:
 12" line from Butte to Ruggles with loop to Granite, (2500')

PROJECT BENEFITS:
 Improve quality of existing facilities or equipment

	Budget FY 10/11	Projected FY 10/11	Budget FY 11/12	Future FY 12/13	FY 13/14	FY 14/15	FY 15/16
PROJECT COST							
Needs Assessment							
Land							
Construction					683,000		
Equipment							
Other				100,000			
Total Project cost	\$0	\$0	\$0	\$100,000	\$683,000	\$0	\$0
PROJECT FUNDING							
Highway User Revenue							
Lease/Purchase							
Grant							
Developer Contribution							
Enterprise Fund				100,000	683,000		
Unfunded							
Total Project Funding	\$0	\$0	\$0	\$100,000	\$683,000	\$0	\$0

Notes:

**Town of Florence
Major Capital Projects
Multi-Year**

FUND AND NUMBER: Water Fund U-79
PROJECT TITLE Office Space (Renovation)

PROJECT DESCRIPTION:
 Renovation of Existing Office Lab Space

PROJECT BENEFITS:
 Improve quality of existing facilities or equipment. Alleviates substandard conditions.

	Budget FY 10/11	Projected FY 10/11	Budget FY 11/12	Future FY 12/13	FY 13/14	FY 14/15	FY 15/16
PROJECT COST							
Needs Assessment							
Land							
Construction				57,500			
Equipment							
Other							
Total Project cost	\$0	\$0	\$0	\$57,500	\$0	\$0	\$0
PROJECT FUNDING							
Highway User Revenue							
Lease/Purchase							
Grant							
Developer Contribution							
Enterprise Fund				57,500			
Unfunded							
Total Project Funding	\$0	\$0	\$0	\$57,500	\$0	\$0	\$0

Notes:

**Town of Florence
Major Capital Projects
Multi-Year**

U-74

FUND AND NUMBER: Water Fund
PROJECT TITLE Water Transmission Line Ext- Caliente to California

PROJECT DESCRIPTION:
16" Line from Caliente to California along ST79 (8700')

PROJECT BENEFITS:
Improve quality of existing facilities or equipment

	Budget FY 10/11	Projected FY 10/11	Budget FY 11/12	Future FY 12/13	FY 13/14	FY 14/15	FY 15/16
PROJECT COST							
Needs Assessment							
Land							
Construction						1,465,000	
Equipment							
Other					200,000		
Total Project cost	\$0	\$0	\$0	\$0	\$200,000	\$1,465,000	\$0
PROJECT FUNDING							
Highway User Revenue							
Lease/Purchase							
Grant							
Developer Contribution							
Enterprise Fund					200,000	1,465,000	
Unfunded							
Total Project Funding	\$0	\$0	\$0	\$0	\$200,000	\$1,465,000	\$0

Notes:

**Town of Florence
Major Capital Projects
Multi-Year**

FUND AND NUMBER: Water Fund
PROJECT TITLE Water Transmission Line Ext.-Well #5 to SH 79/287 **U-77**

PROJECT DESCRIPTION:
 16" line from Well No. 5 to SH 79B /287

PROJECT BENEFITS:
 Improve quality of existing facilities or equipment

	Budget FY 10/11	Projected FY 10/11	Budget FY 11/12	Future FY 12/13	FY 13/14	FY 14/15	FY 15/16
PROJECT COST							
Needs Assessment							
Land							
Construction							
Equipment							
Other					110,000		621,000
Total Project cost	\$0	\$0	\$0	\$0	\$110,000	\$0	\$621,000
PROJECT FUNDING							
Highway User Revenue							
Lease/Purchase							
Grant							
Developer Contribution							
Enterprise Fund					110,000		621,000
Unfunded							
Total Project Funding	\$0	\$0	\$0	\$0	\$110,000	\$0	\$621,000

Notes:

**Town of Florence
Major Capital Projects
Multi-Year**

FUND AND NUMBER: Water Fund U-60
PROJECT TITLE Florence Blvd/Lancaster Circle Water Line

PROJECT DESCRIPTION:
 Florence Blvd/Lancaster Circle Water Line

PROJECT BENEFITS:

	Budget FY 10/11	Projected FY 10/11	Budget FY 11/12	Future FY 12/13	FY 13/14	FY 14/15	FY 15/16
PROJECT COST							
Needs Assessment							
Land							
Construction	115,000	45,000	70,000				
Equipment							
Other							
Total Project cost	\$115,000	\$45,000	\$70,000	\$0	\$0	\$0	\$0
PROJECT FUNDING							
Highway User Revenue							
Lease/Purchase							
Grant							
Developer Contribution							
Enterprise Fund	115,000	45,000	70,000				
Unfunded							
Total Project Funding	\$115,000	\$45,000	\$70,000	\$0	\$0	\$0	\$0

Notes:

Florence Sewer Fund Fiscal Year 2011-2012

Department: Water/Wastewater
Program: Operations

Fund: Sewer (Town)
Fund/Department Number: 52

Cash Balance 06/30/10	2,357,089
Projected	
Revenue	
Interest Income	30,000
Miscellaneous Income	51,600
Operating Transfers	0
Utility Fees	2,587,000
Loan Proceeds	0
Contributions from Others	0
Total Revenues	2,668,600
Expenditures	
Personnel Services	286,557
Contractual Services/Maint.	775,600
Commodities	112,500
Other Charges	12,400
Capital Outlay	232,000
Debt Service	588,206
Operating Transfers Out	268,826
Total Expenditures	2,276,089
Total Cash Available at 06/30/11	2,749,600

Cash Balance 06/30/11	2,749,600
Budgeted	
Revenue	
Interest Income	20,000
Miscellaneous Income	51,500
Operating Transfers	0
Utility Fees	2,698,000
Loan Proceeds	1,300,000
Contributions from Others	0
Total Revenues	4,069,500
Expenditures	
Personnel Services	419,610
Contractual Services/Maint.	949,750
Commodities	139,770
Other Charges	23,750
Capital Outlay	3,158,000
Debt Service	621,014
Operating Transfers Out	254,059
Total Expenditures	5,565,953
Total Cash Available at 06/30/12	1,253,148

**Town of Florence
Revenue Worksheets
Florence Sewer Fund - 52
Fiscal Year 2011-2012**

Page 1 of 1

Account Description	Account Number	Actual 2009-2010	Budgeted 2010-2011	Projected 2010-2011	Budget 2011-2012
Other Revenue					
Interest Earnings	52-345-682	35,273	20,000	30,000	20,000
Developer Contribution	52-350-339	0	0		
Operating Agreement Fee	52-350-375	46,383	50,000	50,000	50,000
Gain/Loss on Sale of Assets	52-350-683	0	0		
Adjustments	52-350-691	0	0		
Recovery from Bad Debt	52-350-697	85	100	100	0
Miscellaneous	52-350-698	25,649	0	1,500	1,500
Operating Transfer In	52-355-686	15,512	0		
Proceeds from WIFA	52-389-690	0	2,265,000	0	1,300,000
Contributions from Others	52-350-799	0	0		
Total Miscellaneous		\$122,903	\$2,335,100	\$81,600	\$1,371,500
Utility Fees					
Sewer User Fees	52-371-450	1,674,287	1,922,000	1,922,000	2,000,000
Sewer Connection Fees	52-371-451	2,850	700	0	0
D.O.C. Sewer Usage Fee	52-371-452	647,988	580,000	665,000	698,000
Total Utility Fees		\$2,325,124	\$2,502,700	\$2,587,000	\$2,698,000
Total Sewer Revenue		\$2,448,028	\$4,837,800	\$2,668,600	\$4,069,500

**Town of Florence
Department Budget Summary
Fiscal Year 2011-2012**

Department: Public Works	Fund: Sewer (Town)	
Program: Operations	Fund/Department Number:	52

Fiscal Summary

Activity	Actual 2009-2010	Budgeted 2010-2011	Projected 2010-2011	Budget 2011-2012
Personnel Services	304,447	342,650	286,557	419,610
Contractual	697,278	806,500	775,600	949,750
Commodities	81,132	119,700	112,500	139,770
Other Charges	48,503	22,000	12,400	23,750
Capital Outlay	130,605	3,267,000	232,000	3,158,000
Debt Service	530,784	623,947	588,206	621,014
Operating Transfer	234,976	268,826	268,826	254,059
Total	\$2,027,725	\$5,450,623	\$2,276,089	\$5,565,953

Program narrative:

The Sewer Department is responsible for operating and maintaining sewer mains, wastewater treatment plant, lift station, and taking wastewater samples in order to comply with the E.P.A., A.D.E.Q., and other governmental agencies requirements. The department has a contractor clean 15,000 feet of sewer lines annually.

Authorized Staffing Levels

Position Category	Non-Exempt Full Time	Non-Exempt Part Time	Exempt
Public Works Director			0.1250
Utility Superintendent			0.2500
Field Foreman	0.2500		
Project Manager	0.2500		
Senior Treatment Plant Operator	0.2500		
Sewer Treatment Plant Operator (4)	4.0000		
Shared Utility System Operators (4)	1.0000		
Utility Services Operator	0.2500		
Administrative Assistant	0.2500		
Office Assistant	0.1250		
Total	6.3750	0.0000	0.2500

TOWN OF FLORENCE
Sewer Fund #52
Fiscal Year 2011-2012

SEWER OPERATIONS (Dept. #575) Account No. / Account Description	Actual 2009-2010	Budgeted 2010-2011	Projected 2010-2011	Budget 2011-2012
PERSONNEL SERVICES				
101 Salaries and Wages	195,841	218,900	172,000	251,385
102 Part-Time Wages	0		4,700	5,700
103 Overtime	15,398	20,000	15,257	20,000
105 Holiday Pay	7,814	8,000	7,800	10,050
106 Standby	1,764	2,800	0	2,800
111 AZ Retirement	19,915	24,600	20,600	29,325
121 FICA - Employer's Portion	16,215	19,100	15,300	22,200
122 Unemployment Ins.	0	0	10,000	0
123 Workers Compensation	8,006	10,450	7,900	8,950
124 Health, Accident & Life Insurance	39,494	38,800	33,000	69,200
Total Personnel Services	\$304,447	\$342,650	\$286,557	\$419,610
Contractual Service/Maintenance				
201 Telephone	1,904	2,500	2,200	2,750
202 Postage	1,872	6,000	4,000	1,000
203 Reproduction/Printing	0	250	250	275
205 Legal Publication	0	250	250	275
206 Liability Insurance	34,131	37,000	37,000	40,700
209 Vehicle Repair and Main	2,977	5,000	1,500	5,000
211 Maintenance Other	175,355	180,000	170,000	198,000
212 Water Charge	5,784	10,000	27,000	60,000
215 Electrical Charge	359,571	440,000	420,000	484,000
217 Professional Services	112,934	120,000	110,000	152,000
218 Engineering and Architectural	0	2,500	1,000	2,750
219 Financial Audit	2,750	3,000	2,400	3,000
Total Contractual Services	\$697,278	\$806,500	\$775,600	\$949,750
COMMODITIES				
301 Office Supplies	557	1,400	650	1,540
302 Operating Supplies	13,976	15,400	9,500	16,940
304 Uniform Allowance	1,979	4,000	3,750	4,400
305 Tires-Batteries, etc..	980	2,500	2,000	2,750
306 Fuel-oil	23,947	15,000	14,000	18,000
308 Books	58	600	400	660
310 Chemicals	23,222	40,000	44,000	48,400
311 Small Tools	1,165	2,500	2,500	2,750
312 Safety Equipment	2,532	4,000	4,000	7,700
313 Training Materials	0	500	200	550
315 Janitorial Supplies	409	1,000	450	0
316 Facilities Maintenance	2,670	5,500	5,500	6,050
317 Land Maintenance	464	1,300	550	1,430
320 Utility Line Repair and Maintenance	9,173	24,000	24,000	26,400
324 Computers/Printers	0	2,000	1,000	2,200
Total Commodities	\$81,132	\$119,700	\$112,500	\$139,770
OTHER CHARGES				
401 Dues and Subscriptions	132	250	150	250
402 Conferences/Business Meetings	0	0	0	0

403 Training & Development	3	1,750	250	1,500
408 Other Miscellaneous	48,369	20,000	12,000	22,000
409 Water Fees/Assessments/Replace	0	0	0	0
Total Other Charges	\$48,503	\$22,000	\$12,400	\$23,750
Total Operations	\$1,131,360	\$1,290,850	\$1,187,057	\$1,532,880
CAPITAL OUTLAY (Dept. #581)				
501 Building Remodeling/Acquisition	0	0	120,000	0
502 Office Furniture & Equipment	0	0	0	0
505 Vehicles	0	0	0	0
506 Equipment	0	0	0	9,000
507 Improvements Other Than Buildings	130,605	3,267,000	112,000	3,149,000
Total Capital Outlay	\$130,605	\$3,267,000	\$232,000	\$3,158,000
Total Sewer Expenditures	\$1,261,965	\$4,557,850	\$1,419,057	\$4,690,880
Debt Service Totals (Dept. #596)				
621 Operating Transfers Out (Dept. #597)	234,976	268,826	268,826	254,059
TOTAL SEWER FUND	\$2,027,725	\$5,450,623	\$2,276,089	\$5,565,953

Transfers Out	
General Fund	252,409
Custodial	1,650
	254,059

SEWER OPERATIONS
52-575

Fiscal Year 2011-2012	Budgeted
201-Telephone cellular phone charge	\$ 2,750
202-Postage to cover the mailing of correspondence and reports to governing agencies	\$ 1,000
203-Reproduction/Printing Reproduction of plans, maps, office forms, letterhead, business cards, etc..	\$ 275
205 - Legal Publications Advertising costs for public notices, advertisements, RFP's, etc.	\$ 275
206-Liability Insurance Share of Municipal Risk Pool.	\$ 40,700
209-Vehicle Repair and Maintenance Repair and maintenance of fleet (including scheduled preventative maintenance); commercial garage fees	\$ 5,000
211-Maintenance-Other Repair and maintenance of equipment (including scheduled preventative maintenance); Maintenance agreement for Toshiba and Ricoh copiers; sludge/grit removal, \$145,000 and warranty issues, spare parts for South Plant \$25,000	\$ 198,000
212-Water Charges Water services rendered.	\$ 60,000
215-Electrical Charges Electrical services rendered.	\$ 484,000
217-Professional Services Services performed by laboratories, contract. Testing @\$70,000, Generator Maintenance @\$3,000, Utility Rate Study \$20,000	\$ 152,000
218-Engineering Services performed by engineers, architects, etc.	\$ 2,750
219-Audit	\$ 3,000
301-Office Supplies cover the cost of general office supplies	\$ 1,540
302-Operating Supplies basic collection consumable supplies such as fittings, clamps, lab supplies, etc.	\$ 16,940
304-Uniform Allowance Uniform needs for all personnel	\$ 4,400
305-Tires, Batteries, etc. tires for fleet	\$ 2,750
306-Fuel, Oil fuel for vehicles, generators, and hand held tools	\$ 18,000
308-Books cover the cost of books, manuals, and publication related to Wastewater	\$ 660
310-Chemicals purchase of Bio-Dredge and Chlorine, Press Polymer	\$ 48,400
311-Small Tools Replace shovels, pitch forks, hoes, hand tools, etc.	\$ 2,750
312-Safety Equipment basic safety equipment such as barricades, vests, safety glasses, etc. restock of 1st Aid Kit, Safety, Incentive Awards	\$ 7,700
313-Training Materials Miscellaneous training programs, (Video rentals on operations and maintenance for various heavy equipment, etc.)	\$ 550
315-Janitorial Supplies	\$ 0

consumable cleaning supplies for plant and Public Works Facility		
316-Facility Maintenance	\$	6,050
Repair and maintenance of facility		
317-Land Maintenance	\$	1,430
Weed sterilizers, weed-eater heads, and supplies for landscaping, irrigation, etc.		
320-Utility Line Repair & Maintenance	\$	26,400
collection line supplies and repair parts		
324-Computers/Printers	\$	2,200
Replacement of computers and printers (Two (2) computers for new lab)		
401-Dues, Subscription/Memberships	\$	250
Various memberships and subscriptions for personnel.		
402- Conferences, Business Meetings	\$	0
AVSA, Superintendent's regional meetings		
403-Training and Development	\$	1,500
Continuing education & professional development for personnel.		
408-Other Miscellaneous	\$	22,000
Federal, State and SCIP fees.		
Total	\$	1,113,270

**Town of Florence
Department Budget Summary
Fiscal Year 2011-2012**

Department:	Finance	Fund:	Florence Sewer
Program:	Operating Transfers	Fund Number:	52

Fiscal Summary

Activity	Actual 2009-2010	Budgeted 2010-2011	Projected 2010-2011	Budget 2011-2012
Transfers Out	234,976	268,826	268,826	250,201
Total	\$234,976	\$268,826	\$268,826	\$250,201

Program narrative:

Operating Transfers Out represent monies that become a funding source from one fund to another. The actual expenditures are accounted for in the receiving fund.

Transfer Out - General Fund	\$250,201	Intertown Charge
Transfer Out - Water Fund	\$8,000	Vehicle
Transfer Out-HURF Fund	\$10,625	Work Order Software
	\$268,826	

**Florence Sewer Fund
Fiscal Year 2011-2012**

Debt Service

Account No. / Account Description	Actual 2009-2010	Budgeted 2010-2011	Projected 2010-2011	Budget 2011-2012
DEBT SERVICE (Dept. #596)				
601 Principal	340,601	401,431	401,431	414,560
602 Interest	147,465	139,719	106,617	129,024
603 Admin Fees	42,719	82,797	80,158	77,430
Total Debt Service	\$530,784	\$623,947	\$588,206	\$621,014

	Principal	Interest	Admin Fees	Total
Loan # 1	363,725.97	94,928.76	77,429.66	536,084.39
Loan #2	50,834.16	34,095.24	0.00	84,929.40
	\$414,560.13	\$129,024.00	\$77,429.66	\$621,013.79

**TOWN OF FLORENCE
DEBT SERVICE SCHEDULE
WIFA LOAN
\$7,500,000 Loan**

Due Date	Interest Calculation Quantity	Principal Amount	Interest Amount	Administrative Fees	Period Total	Fiscal Year Total
7/1/2003	3.339	0.00	2,388.15	1,947.91	4,336.06	
1/1/2004	3.339	0.00	4,597.50	3,750.00	8,347.50	12,683.56
7/1/2004	3.339	250,482.06	4,597.50	3,750.00	258,829.56	
1/1/2005	3.339	0.00	2,294.32	1,871.38	4,165.70	262,995.26
7/1/2005	3.339	262,532.47	2,869.00	2,340.13	267,741.60	
1/1/2006	3.339	-490.62	14,307.83	11,670.33	25,487.54	293,229.14
7/1/2006	3.339	302,519.33	33,818.94	27,584.78	363,923.05	
1/1/2007	3.339		44,006.29	35,894.20	79,900.49	443,823.54
7/1/2007	3.339	318,946.10	45,758.81	37,323.65	402,028.56	
1/1/2008	3.339		51,232.17	41,788.07	93,020.24	495,048.80
7/1/2008	3.339	329,595.71	54,073.62	44,105.73	427,775.06	
1/1/2009	3.339		55,171.27	45,001.03	100,172.30	527,947.36
7/1/2009	3.339	340,600.91	55,504.84	45,273.11	441,378.86	
1/1/2010	3.339		52,373.01	42,718.61	95,091.62	536,470.48
7/1/2010	3.339	351,973.57	52,373.01	42,718.61	447,065.19	
1/1/2011	3.339		49,136.61	40,078.80	89,215.41	536,280.60
7/1/2011	3.339	363,725.97	49,136.61	40,078.80	452,941.38	
1/1/2012	3.339		45,792.15	37,350.86	83,143.01	536,084.39
7/1/2012	3.339	375,870.78	45,792.15	37,350.86	459,013.79	
1/1/2013	3.339		42,336.02	34,531.83	76,867.85	535,881.64
7/1/2013	3.339	388,421.11	42,336.02	34,531.83	465,288.96	
1/1/2014	3.339		38,764.49	31,618.67	70,383.16	535,672.12
7/1/2014	3.339	401,390.49	38,764.49	31,618.67	471,773.65	
1/1/2015	3.339		35,073.70	28,608.24	63,681.94	535,455.59
7/1/2015	3.339	414,792.92	35,073.70	28,608.24	478,474.86	
1/1/2016	3.339		31,259.68	25,497.29	56,756.97	535,231.83
7/1/2016	3.339	428,642.85	31,259.68	25,497.29	485,399.82	
1/1/2017	3.339		27,318.31	22,282.47	49,600.78	535,000.60
7/1/2017	3.339	442,955.24	27,318.31	22,282.47	492,556.02	
1/1/2018	3.339		23,245.34	18,960.31	42,205.65	534,761.67
7/1/2018	3.339	457,745.51	23,245.34	18,960.31	499,951.16	
1/1/2019	3.339		19,036.37	15,527.22	34,563.59	534,514.75
7/1/2019	3.339	473,029.64	19,036.37	15,527.22	507,593.23	
1/1/2020	3.339		14,686.86	11,979.49	26,666.35	534,259.58
7/1/2020	3.339	488,824.10	14,686.86	11,979.49	515,490.45	
1/1/2021	3.339		10,192.12	8,313.31	18,505.43	533,995.88
7/1/2021	3.339	505,145.93	10,192.12	8,313.31	523,651.36	
1/1/2022	3.339		5,547.31	4,524.72	10,072.03	533,723.39
7/1/2022	3.339	603,295.93	5,547.31	4,524.72	613,367.96	
1/1/2023	3.339				0.00	613,367.96
		7,500,000.00	1,160,144.18	946,283.96	9,606,428.14	9,606,428.14

Principal Amount	\$7,500,000.00	Closing Date	November 22, 2002
Interest Rate	3.3390		
Date of Maturity	1-Jan-23		
Water Infrastructure Finance Authority of Arizona			
Financing of Sewer Plant Expansion			
Funding Source - Fund 52 -Sewer Revenue			

**TOWN OF FLORENCE
DEBT SERVICE SCHEDULE
WIFA LOAN
\$1,300,000 Loan**

Due Date	Interest Calculation Quantity	Principal Amount	Interest & Fee Amount	Period Total	Fiscal Year Total
1/1/2010	2.783	0.00	0.00	0.00	
7/1/2010	2.783	49,457.76	20,802.93	70,260.69	70,260.69
1/1/2011	2.783	0.00	17,401.30	17,401.30	
7/1/2011	2.783	50,834.16	17,401.30	68,235.46	85,636.76
1/1/2012	2.783	0.00	16,693.94	16,693.94	
7/1/2012	2.783	52,248.88	16,693.94	68,942.82	85,636.76
1/1/2013	2.783	0.00	15,966.89	15,966.89	
7/1/2013	2.783	53,702.98	15,966.89	69,669.87	85,636.76
1/1/2014	2.783	0.00	15,219.62	15,219.62	
7/1/2014	2.783	55,197.52	15,219.62	70,417.14	85,636.76
1/1/2015	2.783	0.00	14,451.54	14,451.54	
7/1/2015	2.783	56,733.68	14,451.54	71,185.22	85,636.76
1/1/2016	2.783	0.00	13,662.10	13,662.10	
7/1/2016	2.783	58,312.56	13,662.10	71,974.66	85,636.76
1/1/2017	2.783	0.00	12,850.67	12,850.67	
7/1/2017	2.783	59,935.42	12,850.67	72,786.09	85,636.76
1/1/2018	2.783	0.00	12,016.68	12,016.68	
7/1/2018	2.783	61,603.40	12,016.68	73,620.08	85,636.76
1/1/2019	2.783	0.00	11,159.46	11,159.46	
7/1/2019	2.783	63,317.84	11,159.46	74,477.30	85,636.76
1/1/2020	2.783	0.00	10,278.40	10,278.40	
7/1/2020	2.783	65,079.96	10,278.40	75,358.36	85,636.76
1/1/2021	2.783	0.00	9,372.81	9,372.81	
7/1/2021	2.783	66,891.14	9,372.81	76,263.95	85,636.76
1/1/2022	2.783	0.00	8,442.02	8,442.02	
7/1/2022	2.783	68,752.72	8,442.02	77,194.74	85,636.76
1/1/2023	2.783	0.00	7,485.32	7,485.32	
7/1/2023	2.783	70,666.12	7,485.32	78,151.44	85,636.76
1/1/2024	2.783	0.00	6,502.00	6,502.00	
7/1/2024	2.783	72,632.76	6,502.00	79,134.76	85,636.76
1/1/2025	2.783	0.00	5,491.32	5,491.32	
7/1/2025	2.783	74,654.12	5,491.32	80,145.44	85,636.76
1/1/2026	2.783	0.00	4,452.51	4,452.51	
7/1/2026	2.783	76,731.74	4,452.51	81,184.25	85,636.76
1/1/2027	2.783	0.00	3,384.78	3,384.78	
7/1/2027	2.783	78,867.20	3,384.78	82,251.98	85,636.76
1/1/2028	2.783	0.00	2,287.35	2,287.35	
7/1/2028	2.783	81,062.06	2,287.35	83,349.41	85,636.76
1/1/2029	2.783	0.00	1,159.36	1,159.36	
7/1/2029	2.783	83,317.98	1,159.36	84,477.34	85,636.70
		1,300,000.00	397,359.07	1,697,359.07	1,697,359.07

Principal Amount	\$1,300,000.00	Closing Date	December 2, 2009
Interest Rate	2.7830		
Date of Maturity	1-Jul-29		
Water Infrastructure Finance Authority of Arizona			
Financing of Sewer Plant Expansion			
Funding Source - Fund 52 -Sewer Revenue			

**Town of Florence
Major Capital Projects
Multi-Year**

FUND AND NUMBER: Sewer Fund / 52-581-506
PROJECT TITLE Polyblend Unit

PROJECT DESCRIPTION:
 Polyblend Unit

PROJECT BENEFITS:

	Budget FY 10/11	Projected FY 10/11	Budget FY 11/12	Future FY 12/13	FY 13/14	FY 14/15
PROJECT COST						
Needs Assessment						
Land						
Construction						
Equipment	9,000		9,000			
Other						
Total Project cost	\$9,000	\$0	\$9,000	\$0	\$0	\$0
PROJECT FUNDING						
WIFA Loan						
Lease/Purchase						
Enterprise	9,000		9,000			
Utility Fees						
Intra-Fund Transfer-Water						
Unfunded						
Total Project Funding	\$9,000	\$0	\$9,000	\$0	\$0	\$0

Comments:

**Town of Florence
Major Capital Projects Summary
Multi-Year**

Fund and Number Project Title	Budget FY 10/11	Projected FY 10/11	Budget FY 11/12	Future FY 12/13	FY 13/14	FY 14/15	Total
Recharge Injection Wells-U-05	\$0	\$0	\$0	\$330,000	\$0	\$0	\$330,000
Sewer Main Extension & Replacement U-06	\$150,000	\$-	\$300,000	\$150,000	\$100,000	\$100,000	\$650,000
Main Interceptor-U04	\$1,315,000	\$-	\$-	\$-	\$-	\$4,679,400	\$4,679,400
2.5 Mechanical Sewer Plant U-08	\$525,000	\$-	\$1,325,000	\$-	\$-	\$17,500,000	\$18,825,000
Aerated Lagoon Closure U-19	\$250,000	\$100,000	\$200,000	\$-	\$-	\$-	\$300,000
Polishing Lagoons-Berm Reconstruction U-20	\$-	\$-	\$-	\$314,000	\$-	\$-	\$314,000
Combination Sewer Cleaner U21	\$-	\$-	\$-	\$-	\$375,000	\$-	\$375,000
Office Lab Space U-51	\$230,000	\$12,000	\$338,000	\$-	\$-	\$-	\$350,000
Lift Station U-54	\$-	\$-	\$-	\$-	\$120,000	\$800,000	\$920,000
Sewer Main Extension U80	\$-	\$-	\$-	\$-	\$-	\$10,000	\$10,000
Effluent Discharge System U83	\$652,000	\$-	\$850,000	\$-	\$-	\$-	\$850,000
8th St Sewer Line Extension U84	\$68,500	\$-	\$68,500	\$-	\$-	\$-	\$68,500
Office Space Renovations-U79	\$-	\$-	\$-	\$28,750	\$-	\$-	\$28,750
Polyblend Unit U61	\$9,000	\$-	\$-	\$-	\$-	\$-	\$9,000
Manhole Replacement U-03	\$67,500	\$0	\$67,500	\$0	\$0	\$0	\$67,500
Total Capital Projects	\$3,267,000	\$112,000	\$3,149,000	\$822,750	\$595,000	\$23,089,400	\$27,777,150

**Town of Florence
Major Capital Projects
Multi-Year**

FUND AND NUMBER: FLORENCE SEWER FUND **U-05**
PROJECT TITLE Recharge Injection Wells

PROJECT DESCRIPTION:
 Install injection wells for recharging effluent at polishing ponds of WWTP (Plant Road)

PROJECT BENEFITS:
 Alleviates substandard conditions and deficiencies; conforms to adopted plans, goals, objectives and policies

	Budget FY 10/11	Projected FY 10/11	Budget FY 11/12	Future FY 12/13	FY 13/14	FY 14/15	FY 15/16
PROJECT COST							
Needs Assessment							
Land							
Construction				330,000			
Equipment							
Other							
Total Project cost	\$0	\$0	\$0	\$330,000	\$0	\$0	\$0
PROJECT FUNDING							
Highway User Revenue							
Lease/Purchase							
Grant				165,000			
Developer Contribution							
Enterprise Fund				165,000			
Unfunded							
Total Project Funding	\$0	\$0	\$0	\$330,000	\$0	\$0	\$0

Notes:
 Ability to inject effluent into the ground for re-charging ground water, enables us to receive ground water credits, will no longer need to discharge into the Gila River.

**Town of Florence
Major Capital Projects
Multi-Year**

FUND AND NUMBER: Sewer Fund / 52-581-506 U-06
PROJECT TITLE Sewer Main Extension & Replacement

PROJECT DESCRIPTION:

PROJECT BENEFITS:

	Budget FY 10/11	Projected FY 10/11	Budget FY 11/12	Future FY 12/13	FY 13/14	FY 14/15
PROJECT COST						
Needs Assessment						
Land						
Construction	\$ 150,000	\$ -	\$ 300,000	\$ 150,000	\$ 100,000	\$ 100,000
Equipment						
Other Eng						
Total Project cost	\$ 150,000	\$ -	\$ 300,000	\$ 150,000	\$ 100,000	\$ 100,000
PROJECT FUNDING						
Enterprise Fund	\$ 150,000	\$ -	\$ 300,000	\$ 150,000	\$ 100,000	\$ 100,000
Lease/Purchase						
Grant						
Utility Fees						
Intra-Fund Transfer-Water						
Unfunded						
Total Project Funding	\$ 150,000	\$ -	\$ 300,000	\$ 150,000	\$ 100,000	\$ 100,000

Comments:

**Town of Florence
Major Capital Projects
Multi-Year**

FUND AND NUMBER: Sewer Fund / 52-581-507 U-04
PROJECT TITLE Main Interceptor

PROJECT DESCRIPTION: Provide capacity from CCA and county to WWTP

PROJECT BENEFITS:
 Additional sewer capacity

	Budget FY 10/11	Projected FY 10/11	Budget FY 11/12	Future FY 12/13	FY 13/14	FY 14/15
PROJECT COST						
Needs Assessment						
Land						
Construction	\$ 1,315,000		\$ -			\$ 4,679,400
Equipment						
Other Eng						
Total Project cost	\$ 1,315,000	\$ -	\$ -	\$ -	\$ -	\$ 4,679,400
PROJECT FUNDING						
Enterprise Fund	\$ 350,000					\$ 350,000
Lease/Purchase						
Grant						
Utility Fees						
Intra-Fund Transfer-Water						
Financing	\$ 965,000					\$ 4,329,400
Total Project Funding	\$ 1,315,000	\$ -	\$ -	\$ -	\$ -	\$ 4,679,400

Comments:
 \$350,000 from CCA was paid in a prior year. Financing to be provided by WIFA
 Balance is per Dev. Agreement

**Town of Florence
Major Capital Projects
Multi-Year**

FUND AND NUMBER: Sewer Fund / 52-581-507 U-08
PROJECT TITLE Florence-WWTP Expansion

PROJECT DESCRIPTION:
 2.5 MGD Sludge Mechanical Sewer Plant

PROJECT BENEFITS:
 Increased Capacity, best available technology, meets current and future nitrate and nutrient removal levels, produces B+ effluent and provides for future development and users.

	Budget FY 10/11	Projected FY 10/11	Budget FY 11/12	Future FY 12/13	FY 13/14	FY 14/15
PROJECT COST						
Needs Assessment						
Land						
Construction						
Equipment	25,000		25,000			17,500,000
Other	500,000		1,300,000			
Total Project cost	\$525,000	\$0	\$1,325,000	\$0	\$0	\$17,500,000
PROJECT FUNDING						
WIFA Loan	500,000		1,300,000			17,500,000
Lease/Purchase						
Enterprise	25,000		25,000			
Utility Fees						
Intra-Fund Transfer-Water						
Unfunded						
Total Project Funding	\$525,000	\$0	\$1,325,000	\$0	\$0	\$17,500,000

Comments:

**Town of Florence
Major Capital Projects
Multi-Year**

FUND AND NUMBER: Sewer Fund / 52-581-507 U-19
PROJECT TITLE Aerated Lagood Closure

PROJECT DESCRIPTION:

PROJECT BENEFITS:
Clean Closure per regulatory requirements

	Budget FY 10/11	Projected FY 10/11	Budget FY 11/12	Future FY 12/13	FY 13/14	FY 14/15
PROJECT COST						
Needs Assessment						
Land						
Construction	\$ 250,000	\$ 100,000	\$ 200,000			
Equipment						
Other Eng						
Total Project cost	\$ 250,000	\$ 100,000	\$ 200,000	\$ -	\$ -	\$ -
PROJECT FUNDING						
Enterprise Fund	\$ 250,000	\$ 100,000	\$ 200,000			
Lease/Purchase						
Grant						
Utility Fees						
WIFA						
Total Project Funding	\$ 250,000	\$ 100,000	\$ 200,000	\$ -	\$ -	\$ -

Comments:

**Town of Florence
Major Capital Projects
Multi-Year**

FUND AND NUMBER: Sewer Fund / 52-581-507 **U-20**
PROJECT TITLE Polishing Lagoons-Berm Reconstruction-Florence WWTP

PROJECT DESCRIPTION:
 Rehabilitation of earthen berms @ polishing lagoons

PROJECT BENEFITS:
 Alleviates substandard conditions and deficiencies

	Budget FY 10/11	Projected FY 10/11	Budget FY 11/12	Future FY 12/13	FY 13/14	FY 14/15
PROJECT COST						
Needs Assessment						
Land						
Construction				314,000		
Equipment						
Other						
Total Project cost	\$0	\$0	\$0	\$314,000	\$0	\$0
PROJECT FUNDING						
WIFA Loan						
Lease/Purchase						
Enterprise						
Utility Fees						
Intra-Fund Transfer-Water						
Grants				314,000		
Total Project Funding	\$0	\$0	\$0	\$314,000	\$0	\$0

Comments:
 WIFA Grant

**Town of Florence
Major Capital Projects
Multi-Year**

FUND AND NUMBER: Sewer Fund / 52-581-506 **U-21**
PROJECT TITLE **Combination Sewer Cleaner/Manhole Cleaning Equipment**

PROJECT DESCRIPTION:
Combination sewer jetter and manhole cleaner to eliminate blockage, remove debris and eliminate situation problems in existing sewer lines.

PROJECT BENEFITS:
Eliminate need for sub-contracted services performing periodic maintenance.
Alleviates substandard conditions and deficiencies.

	Budget FY 10/11	Projected FY 10/11	Budget FY 11/12	Future FY 12/13	FY 13/14	FY 14/15
PROJECT COST						
Needs Assessment						
Land						
Construction						
Equipment					375,000	
Other						
Total Project cost	\$0	\$0	\$0	\$0	\$375,000	\$0
PROJECT FUNDING						
WIFA Loan						
Lease/Purchase						
Enterprise					375,000	
Utility Fees						
Intra-Fund Transfer-Water						
Grants						
Total Project Funding	\$0	\$0	\$0	\$0	\$375,000	\$0

Comments:

**Town of Florence
Major Capital Projects
Multi-Year**

FUND AND NUMBER: Sewer Fund / 52-581-501 U-51
PROJECT TITLE Office Lab Space @ WWTP

PROJECT DESCRIPTION:

PROJECT BENEFITS:

	Budget FY 10/11	Projected FY 10/11	Budget FY 11/12	Future FY 12/13	FY 13/14	FY 14/15
PROJECT COST						
Needs Assessment						
Land						
Construction	\$ 230,000	\$ 12,000	\$ 338,000			
Equipment						
Other Eng						
Total Project cost	\$ 230,000	\$ 12,000	\$ 338,000	\$ -	\$ -	\$ -
PROJECT FUNDING						
Enterprise Fund	\$ 230,000	\$ 12,000	\$ 338,000			
Lease/Purchase						
Grant						
Utility Fees						
Intra-Fund Transfer-Water						
Unfunded						
Total Project Funding	\$ 230,000	\$ 12,000	\$ 338,000	\$ -	\$ -	\$ -

Comments:

**Town of Florence
Major Capital Projects
Multi-Year**

FUND AND NUMBER: Sewer Fund / 52-581-507
PROJECT TITLE Lift Station @ Valley Farms Alignment

PROJECT DESCRIPTION:
 Lift Station - 1MGD for lows south of 287 and east of Centennial Park alignment

PROJECT BENEFITS:
 Improve quality of existing facilities or equipment, expand capacity of existing service level/facility

	Budget FY 10/11	Projected FY 10/11	Budget FY 11/12	Future FY 12/13	FY 13/14
PROJECT COST					
Engineering/Design					\$ 120,000
Land					
Construction					
Equipment					
Other Eng					
Total Project cost	\$ -	\$ -	\$ -	\$ -	\$ 120,000

PROJECT FUNDING					
Enterprise Fund					
Lease/Purchase					
Grant					
Utility Fees					
Impact Fees				\$ 120,000	\$ 800,000
Financing					
Total Project Funding	\$ -	\$ -	\$ -	\$ 120,000	\$ 800,000

Comments:

**Town of Florence
Major Capital Projects
Multi-Year**

FUND AND NUMBER: Sewer Fund / 52-581-507 **U-80**
PROJECT TITLE Sewer Main Extension-Elizabeth to Adamsville

PROJECT DESCRIPTION:
 10" Sewer line from Elizabeth/Stewart to Adamsville Road (1100')

PROJECT BENEFITS:
 Improve quality of existing facilities or equipment. Alleviates substandard conditions of deficiencies.

	Budget FY 10/11	Projected FY 10/11	Budget FY 11/12	Future FY 12/13	FY 13/14	FY 14/15
PROJECT COST						
Engineering/Design						10,000
Land						
Construction						
Equipment						
Other						
Total Project cost	\$0	\$0	\$0	\$0	\$0	\$10,000
PROJECT FUNDING						
WIFA Loan						
Lease/Purchase						
Enterprise						
Utility Fees						
Intra-Fund Transfer-Water						
Grants						
Total Project Funding	\$0	\$0	\$0	\$0	\$0	\$0

Comments:

**Town of Florence
Major Capital Projects
Multi-Year**

FUND AND NUMBER: Sewer Fund / 52-581-501 U-83
PROJECT TITLE Effluent Discharge System

PROJECT DESCRIPTION:
 Provide expanded chlorine contact basin and increased pipe/pump capacity for effluent needs to meet regulatory requirements

PROJECT BENEFITS:

	Budget FY 10/11	Projected FY 10/11	Budget FY 11/12	Future FY 12/13	FY 13/14	FY 14/15
PROJECT COST						
Needs Assessment						
Land						
Construction	652,000	0	850,000			
Equipment						
Other						
Total Project cost	\$652,000	\$0	\$850,000	\$0	\$0	\$0
PROJECT FUNDING						
WIFA Loan						
Lease/Purchase						
Enterprise	652,000	0	850,000			
Utility Fees						
Intra-Fund Transfer-Water						
Unfunded						
Total Project Funding	\$652,000	\$0	\$850,000	\$0	\$0	\$0

Comments:

**Town of Florence
Major Capital Projects
Multi-Year**

FUND AND NUMBER: Sewer Fund / 52-581-507 U84
PROJECT TITLE 8th Street Sewer Line Extension

PROJECT DESCRIPTION:
 Extend sewer from Pinal St. to Main St. to accommodate service to Jauques Square

PROJECT BENEFITS:

	Budget FY 10/11	Projected FY 10/11	Budget FY 11/12	Future FY 12/13	FY 13/14	FY 14/15
PROJECT COST						
Needs Assessment						
Land						
Construction	60,000	0	68,500			
Equipment						
Other	8,500					
Total Project cost	\$68,500	\$0	\$68,500	\$0	\$0	\$0
PROJECT FUNDING						
WIFA Loan						
Lease/Purchase						
Enterprise	68,500	0	68,500			
Utility Fees						
Intra-Fund Transfer-Water						
Unfunded						
Total Project Funding	\$68,500	\$0	\$68,500	\$0	\$0	\$0

Comments:

**Town of Florence
Major Capital Projects
Multi-Year**

FUND AND NUMBER: FLORENCE SEWER FUND **U-79**
PROJECT TITLE Office Space (Renovation)

PROJECT DESCRIPTION:
Renovation of Existing Office Lab Space

PROJECT BENEFITS:
Improve quality of existing facilities or equipment. Alleviates substandard conditions.

	Budget FY 10/11	Projected FY 10/11	Budget FY 11/12	Future FY 12/13	FY 13/14	FY 14/15	FY 15/16
PROJECT COST							
Needs Assessment							
Land							
Construction				28,750			
Equipment							
Other							
Total Project cost	\$0	\$0	\$0	\$28,750	\$0	\$0	\$0
PROJECT FUNDING							
Highway User Revenue							
Lease/Purchase							
Grant							
Developer Contribution							
Enterprise Fund				28,750			
Unfunded							
Total Project Funding	\$0	\$0	\$0	\$28,750	\$0	\$0	\$0

Notes:
Total Project \$115,000 This is the Florence Sewer Portion

**Town of Florence
Major Capital Projects
Multi-Year**

FUND AND NUMBER: Sewer Fund / 52-581-507 U-03
PROJECT TITLE Manhole Replacement

PROJECT DESCRIPTION:
 Manhole Replacement on Main St.

PROJECT BENEFITS:

	Budget FY 10/11	Projected FY 10/11	Budget FY 11/12	Future FY 12/13	FY 13/14	FY 14/15
PROJECT COST						
Needs Assessment						
Land						
Construction	67,500		67,500			
Equipment						
Other						
Total Project cost	\$67,500	\$0	\$67,500	\$0	\$0	\$0
PROJECT FUNDING						
WIFA Loan						
Lease/Purchase						
Enterprise	67,500		67,500			
Utility Fees						
Intra-Fund Transfer-Water						
Unfunded						
Total Project Funding	\$67,500	\$0	\$67,500	\$0	\$0	\$0

Comments:

North Florence Sewer Fund Fiscal Year 2011-2012

Department: Sewer	Fund: Sewer	
Program: Operations	Fund/Department Number: 62	

Cash Balance 06/30/10	630,069
Projected	
Revenue	
Interest Income	6,000
Miscellaneous Income	0
Operating Transfers	0
Utility Fees	362,000
Total Revenues	368,000
Expenditures	
Personnel Services	88,850
Contractual Services/Maintenar	149,550
Commodities	46,600
Other Charges	2,600
Capital Outlay	0
Operating Transfers Out	51,291
Total Expenditures	338,891
Total Cash Available at 06/30/11	659,178

Cash Balance 06/30/11	659,178
Budgeted	
Revenue	
Interest Income	6,000
Miscellaneous Income	0
Operating Transfers	0
Utility Fees	380,000
Total Revenues	386,000
Expenditures	
Personnel Services	147,750
Contractual Services/Maint.	178,705
Commodities	86,030
Other Charges	3,285
Capital Outlay	0
Operating Transfers Out	30,900
Total Expenditures	446,670
Total Cash Available at 06/30/12	598,508

**Town of Florence
Revenue Worksheets
North Florence Sewer Fund - 62**

Page 1 of 1

Account Description	Account Number	Actual 2009-2010	Budgeted 2010-2011	Projected 2010-2011	Budget 2011-2012
Other Revenue					
Interest Earnings	62-345-682	7,191	8,000	6,000	6,000
Developer Contributions	62-350-339	0	0	0	0
Adjustments	62-350-691	0	0	0	0
Recovery from Bad Debt	62-350-697	0	0	0	0
Miscellaneous	62-350-698	2,502	0	0	0
Operating Transfer In	62-355-686	0	0	0	0
Proceeds from Bond Sale	62-389-690	0	0	0	0
Total Miscellaneous		\$9,693	\$8,000	\$6,000	\$6,000
Utility Fees					
Sewer User Fees	62-371-450	340,207	343,000	362,000	380,000
Sewer Connection Fees	62-371-451	0	0	0	0
Total Utility Fees		\$340,207	\$343,000	\$362,000	\$380,000
Total Sewer Revenue		\$349,900	\$351,000	\$368,000	\$386,000

**Town of Florence
Department Budget Summary
Fiscal Year 2011-2012**

Department: Public Works	Fund: North Florence Sewer
Program: Operations	Fund/Department Number: 62

Fiscal Summary

Activity	Actual 2009-2010	Budgeted 2010-2011	Projected 2010-2011	Budget 2011-2012
Personnel Services	127,419	212,600	88,850	147,750
Contractual	89,549	166,050	149,550	178,705
Commodities	45,484	76,300	46,600	86,030
Other Charges	1,135	3,000	2,600	3,285
Capital Outlay	0	0	0	0
Operating Transfer Out	59,044	49,525	51,291	30,900
Total	\$322,630	\$507,475	\$338,891	\$446,670

Program narrative:

The Sewer Department is responsible for operating and maintaining sewer mains, wastewater treatment plant, lift station, and taking wastewater samples in order to comply with the E.P.A., A.D.E.Q., and other governmental agencies requirements. The department has a contractor clean 15,000 feet of sewer lines annually.

Authorized Staffing Levels

Position Category	Non-Exempt Full Time	Non-Exempt Part Time	Exempt
Public Works Director			0.1250
Utility Superintendent			0.2500
Field Foreman	0.2500		
Senior Treatment Plant Operator	0.2500		
Shared Utility System Operators (4)	1.0000		
Utility Services Operator	0.2500		
Administrative Assistant	0.2500		
Office Assistant	0.1250		
Total	2.1250	0.0000	0.2500

NORTH FLORENCE SEWER FUND #62
 Fiscal Year 2011-2012

Department: NF Sewer
 Fund: 62

Department #575 Account No. / Account Description	Actual 2009-2010	Budgeted 2010-2011	Projected 2010-2011	Budget 2011-2012
Personnel Services				
101 Salaries and Wages	80,351	124,900	55,000	91,200
103 Overtime	6,138	9,000	4,500	6,000
105 Holiday Pay	2,926	4,400	4,000	2,725
106 Standby Pay	1,470	3,650	1,900	3,650
111 AZ Retirement	8,163	14,000	7,000	10,500
121 FICA - Employer's Portion	6,709	10,900	5,200	7,950
123 Workers Compensation	2,899	5,450	2,250	2,525
124 Health, Accident & Life Insurance	18,763	40,300	9,000	23,200
Total Personnel Services	\$127,419	\$212,600	\$88,850	\$147,750
Contractual Services/Maintenance				
201 Telephone	1,904	2,100	1,900	2,310
202 Postage	1,872	6,000	4,000	1,000
203 Reproduction / Printing	0	200	50	220
205 Legal Publications	0	250	100	275
206 Liability Insurance	15,119	17,000	15,000	18,700
209 Vehicle Repair and Maintenance	1,778	2,500	2,000	2,500
211 Maintenance Other	19,620	30,000	38,000	46,000
212 Water Charge	11,736	12,000	11,500	13,200
215 Electrical Charge	1,180	30,000	21,500	23,500
217 Professional Services	34,141	60,000	50,000	65,000
218 Engineering and Architectural	0	3,000	2,000	3,000
219 Financial Audit	2,200	3,000	3,500	3,000
231 Lease	-	0	0	0
Total Contractual Services	\$89,549	\$166,050	\$149,550	\$178,705
Commodities				
301 Office Supplies	414	1,000	500	1,000
302 Operating Supplies	3,294	4,000	1,800	4,000
304 Uniform Allowance	1,979	2,500	2,500	2,750
305 Tires-Batteries, etc.	1,067	1500	1,500	1,650
306 Fuel-oil	6,593	10,000	8,500	11,000
308 Books	0	250	250	275
310 Chemicals	16,602	12,000	21,000	25,000
311 Small Tools	1,073	1,500	1,500	1,650
312 Safety Equipment	845	1500	1,500	2,000
313 Training Materials	0	350	350	385
315 Janitorial Supplies/Service	166	500	500	0
316 Facilities Maintenance	978	20,000	5,000	15,000
317 Land Maintenance	462	1,000	500	1,100
320 Utility Line Repair & Maintenance	12,010	20,000	1,000	20,000
324 Computers/Printers	0	200	200	220
Total Commodities	\$45,484	\$76,300	\$46,600	\$86,030

Other Charges				
401 Dues and Subscriptions	132	255	150	300
403 Training & Development	3	395	100	400
408 Other Miscellaneous	1,000	2,350	2,350	2,585
Total Other Charges	\$1,135	\$3,000	\$2,600	\$3,285
Total Operations and Maintenance	\$263,586	\$457,950	\$287,600	\$415,770
621 Operating Transfers Out (Dept. #597)	59,044	49,525	49,525	30,900
Total Operations	\$322,630	\$507,475	\$337,125	\$446,670
Capital Outlay (Dept. #581)				
501 Building Remodeling/Acquisition	0	0	0	0
505 Vehicles	0	0	0	0
506 Other Equipment	0	0	0	0
507 Improvements Other Than Buildings	0	0	0	0
Total Capital Outlay	\$0	\$0	\$0	\$0
Total North Florence Sewer Fund	\$322,630	\$507,475	\$337,125	\$446,670

	2011-2012	
Transfer Out - General Fund	\$29,864	Intratown Charge
Custodial	\$550	
	<hr/>	
	\$30,414	

**NORTH FLORENCE SEWER
62-575**

Fiscal Year 2011-2012	Budgeted
201-Telephone Cellular phone charges	\$ 2,310
202-Postage To cover the mailing of correspondence and reports to governing agencies	\$ 1,000
203-Reproduction/Printing Reproduction of plans, maps, office forms, letterhead, business cards, etc.	\$ 220
205 - Legal Publications Advertising costs for public notices, advertisements, RFP's, etc.	\$ 275
206-Liability Insurance Share of Municipal Risk Pool.	\$ 18,700
209-Vehicle Repair and Maintenance Repair and maintenance of fleet (including scheduled preventative maintenance); commercial garage fees	\$ 2,500
211-Maintenance-Other Repair and maintenance of equipment (including scheduled preventative maintenance) Maintenance agreement for Toshiba and Ricoh copiers; Repair of Elect. Distribution on-site Includes sludge hauling (\$30,000)	\$ 48,000
212-Water Charges Water services rendered.	\$ 13,200
215-Electrical Charges Electrical charges rendered.	\$ 23,500
217-Professional Services Services performed by laboratories, contract, etc. Repair of concrete basins by epoxy injection Includes sewer cleaning. Utility Rate Study \$20,000.	\$ 65,000
218-Engineering and Architectural Services performed by engineers, architects, etc.	\$ 3,000
219-Audit	\$ 3,000
231-Lease Purchase Payment	\$ 0
301-Office Supplies cover the cost of general office supplies	\$ 1,000
302-Operating Supplies basic collection consumable supplies such as fittings, clamps, lab supplies, etc.	\$ 4,000
304-Uniform Allowance Uniform needs for all personnel	\$ 2,750
305-Tires, Batteries, etc. tires for fleet	\$ 1,650
306-Fuel, Oil Fuel for vehicles, generators, and hand held equipment	\$ 11,000
308-Books cover the cost of books, manuals, and publications related to Wastewater	\$ 275
310-Chemicals Purchase of Bio-Dredge, Chlorine and odor control agent	\$ 25,000
311-Small Tools Replace shovels, pitch forks, hoes, hand tools, etc.	\$ 1,650
312-Safety Equipment basic safety equipment such as barricades, vests, safety glasses, etc. Restock of 1st Aid Kit	\$ 2,000
313-Training Materials Miscellaneous training programs, (Video rentals on operations and maintenance for various heavy equipment, etc.).	\$ 385

315-Janitorial Supplies consumable cleaning supplies for plant and Public Works Facility	\$	0
316-Facilities Maintenance repair and maintenance of facility including electrical service	\$	15,000
317-Land Maintenance Weed sterilizers, weed-eater heads, and supplies for landscaping, irrigation, etc.	\$	1,100
320-Utility Line Repair and Maintenance Collection line supplies and repair parts including channel lining	\$	20,000
324-Computers/Printers Replacement of computers and printers	\$	220
401-Dues, Subscriptions and Memberships Various memberships and subscriptions for personnel.	\$	300
403-Training and Development Continuing education and professional development for personnel.	\$	400
408-Other Miscellaneous Federal, State, and SCIP fees.	\$	2,585
Total	\$	268,020

Town of Florence
Major Capital Projects Summary
Multi-Year Capital Projects

Fund and Number Project Title	Budget FY 10/11	Projected FY 10/11	Budget FY 11/12	Future FY 12/13	FY 13/14	FY 14/15	FY 15/16	Total
18" Bore U-11	\$ -	\$ -	\$ -	\$ 100,000	\$ -	\$ -	\$ -	\$ 100,000
Sewer Main Extension U-13	\$ -	\$ -	\$ -	\$ 30,000	\$ 470,000	\$ -	\$ -	\$ 500,000
Lift Station U-14	\$ -	\$ -	\$ -	\$ 40,000	\$ 330,000	\$ -	\$ -	\$ 370,000
WWTP Expansion U-12	\$ -	\$ -	\$ -	\$ 465,000	\$ -	\$ 2,084,000	\$ -	\$ 2,549,000
Lift Station U-15	\$ -	\$ -	\$ -	\$ 80,000	\$ 720,000	\$ -	\$ -	\$ 800,000
Recharge U-16	\$ -	\$ -	\$ -	\$ 40,000	\$ 200,000	\$ 300,000	\$ -	\$ 540,000
Office Space Renovation-U79	\$ -	\$ -	\$ -	\$ 28,750	\$ -	\$ -	\$ -	\$ 28,750
Merrill Ranch WRF U-81	\$ -	\$ -	\$ -	\$ 4,000,000	\$ -	\$ -	\$ -	\$ 4,000,000
Merrill Ranch WRF U-82	\$ -	\$ -	\$ -	\$ -	\$ -	\$ 950,000	\$ 14,000,000	\$ 14,950,000
Total Capital Projects	\$ -	\$ -	\$ -	\$ 4,783,750	\$ 1,720,000	\$ 3,334,000	\$ 14,000,000	\$ 23,837,750

**Town of Florence
Major Capital Projects
Multi-Year**

FUND AND NUMBER: NF Sewer Fund **U-11**
PROJECT TITLE 18" BORE ACROSS SH79 WASTEWATER

PROJECT DESCRIPTION:
 18" sewer bore Highway 79 and Hunt Highway

PROJECT BENEFITS:
 Install bore under Highway 79; expands sewer service to the east side of Highway 79 @ Hunt Highway to accommodate wastewater collection to WWTP via lift station.

	Budget FY 10/11	Projected FY 10/11	Budget FY 11/12	Future FY 12/13	FY 13/14	FY 14/15	FY 15/16
PROJECT COST							
Needs Assessment							
Land							
Construction				100,000			
Equipment							
Other							
Total Project cost	\$0	\$0	\$0	\$100,000	\$0	\$0	\$0
PROJECT FUNDING							
Highway User Revenue							
Lease/Purchase							
Grant							
Developer Contribution							
Enterprise Fund				100,000			
Unfunded							
Total Project Funding	\$0	\$0	\$0	\$100,000	\$0	\$0	\$0

Notes:

**Town of Florence
Major Capital Projects
Multi-Year**

FUND AND NUMBER: NF Sewer Fund 62-581-507 **U-13**
PROJECT TITLE **SEWER MAIN EXTENSION**

PROJECT DESCRIPTION:
Expand North Florence WWTP capacity via sewer line extension

PROJECT BENEFITS:
With the expected growth North of Hunt Highway, it will be necessary for main interceptor expansion (2 miles long) to carry existing flow from WWTP to new plant.

	Budget FY 10/11	Projected FY 10/11	Budget FY 11/12	Future FY 12/13	FY 13/14	FY 14/15	FY 15/16
PROJECT COST							
Needs Assessment							
Land							
Construction				30,000	470,000		0
Equipment							
Other							
Total Project cost	\$0	\$0	\$0	\$30,000	\$470,000	\$0	\$0
PROJECT FUNDING							
Highway User Revenue							
Lease/Purchase							
Grant							
Developer Contribution				30,000	270,000		
Enterprise Fund					200,000		
Unfunded							
Total Project Funding	\$0	\$0	\$0	\$30,000	\$470,000	\$0	\$0

Notes:

**Town of Florence
Major Capital Projects
Multi-Year**

FUND AND NUMBER: NF Sewer Fund **U-14**
PROJECT TITLE LIFT STATIONS @ HUNT HIGHWAY & SH79

PROJECT DESCRIPTION:
 Install lift station @ Hunt Highway & SH 79

PROJECT BENEFITS:
 Enables us to expand our service area to meet the future growth for commercial development at the intersection of SH 79 and Hunt Highway.

	Budget FY 10/11	Projected FY 10/11	Budget FY 11/12	Future FY 12/13	FY 13/14	FY 14/15	FY 15/16
PROJECT COST							
Needs Assessment							
Land							
Construction				40,000	330,000		
Equipment							
Other							
Total Project cost	\$0	\$0	\$0	\$40,000	\$330,000	\$0	\$0
PROJECT FUNDING							
Highway User Revenue							
Lease/Purchase							
Grant							
Developer Contribution							
Enterprise Fund				40,000	330,000		
Unfunded							
Total Project Funding	\$0	\$0	\$0	\$40,000	\$330,000	\$0	\$0

Notes:
 Funding may be by over sizing by TOF reimbursed by future developer.

**Town of Florence
Major Capital Projects
Multi-Year**

U-12

FUND AND NUMBER: NF SEWER 062-581-507
PROJECT TITLE WWTP EXPANSION

PROJECT DESCRIPTION:
 WWTP Expansion

PROJECT BENEFITS:
 Abandonments/conversion of existing plant to lift station and transfer flow to MRWRP.

	Budget FY 10/11	Projected FY 10/11	Budget FY 11/12	Future FY 12/13	FY 13/14	FY 14/15	FY 15/16
PROJECT COST							
Needs Assessment							
Land							
Construction				465,000		2,084,000	
Equipment							
Other							
Total Project cost	\$0	\$0	\$0	\$465,000	\$0	\$2,084,000	\$0
PROJECT FUNDING							
Highway User Revenue							
Lease/Purchase							
Grant							
Developer Contribution							
Enterprise Fund							
Unfunded				465,000		2,084,000	
Total Project Funding	\$0	\$0	\$0	\$465,000	\$0	\$2,084,000	\$0

Notes:

**Town of Florence
Major Capital Projects
Multi-Year**

FUND AND NUMBER: NF Sewer Fund **U-15**
PROJECT TITLE LIFT STATION

PROJECT DESCRIPTION:
Expand N. Florence WWTP service area

PROJECT BENEFITS:
Alleviates substandard conditions and deficiencies

	Budget FY 10/11	Projected FY 10/11	Budget FY 11/12	Future FY 12/13	FY 13/14	FY 14/15	FY 15/16
PROJECT COST							
Needs Assessment							
Land							
Construction					720,000		
Equipment							
Other				80,000			
Total Project cost	\$0	\$0	\$0	\$80,000	\$720,000	\$0	\$0
PROJECT FUNDING							
Highway User Revenue							
Lease/Purchase							
Grant							
Developer Contribution							
Enterprise Fund				80,000	720,000		
Unfunded							
Total Project Funding	\$0	\$0	\$0	\$80,000	\$720,000	\$0	\$0

Notes:

**Town of Florence
Major Capital Projects
Multi-Year**

FUND AND NUMBER: NF Sewer Fund **U-16**
PROJECT TITLE Recharge Facility Expansion

PROJECT DESCRIPTION:

PROJECT BENEFITS:

Alleviates substandard conditions and deficiencies

	Budget FY 10/11	Projected FY 10/11	Budget FY 11/12	Future FY 12/13	FY 13/14	FY 14/15	FY 15/16
PROJECT COST							
Needs Assessment							
Land							
Construction					200,000	300,000	
Equipment							
Other				40,000			
Total Project cost	\$0	\$0	\$0	\$40,000	\$200,000	\$300,000	\$0
PROJECT FUNDING							
Highway User Revenue							
Lease/Purchase							
Grant							
Developer Contribution					200,000	300,000	
Enterprise Fund				40,000			
Unfunded							
Total Project Funding	\$0	\$0	\$0	\$40,000	\$200,000	\$300,000	\$0

Notes:

**Town of Florence
Major Capital Projects
Multi-Year**

FUND AND NUMBER Sewer Fund **U-79**
PROJECT TITLE Office Space (Renovation)

PROJECT DESCRIPTION:
 Renovation of Existing Office Lab Space

PROJECT BENEFITS:
 Improve quality of existing facilities or equipment. Alleviates substandard conditions.

	Budget FY 10/11	Projected FY 10/11	Budget FY 11/12	Future FY 12/13	FY 13/14	FY 14/15	FY 15/16
PROJECT COST							
Needs Assessment							
Land							
Construction				28,750			
Equipment							
Other							
Total Project cost	\$0	\$0	\$0	\$28,750	\$0	\$0	\$0
PROJECT FUNDING							
Highway User Revenue							
Lease/Purchase							
Grant							
Developer Contribution							
Enterprise Fund				28,750			
Unfunded							
Total Project Funding	\$0	\$0	\$0	\$28,750	\$0	\$0	\$0

Notes:
 Total Project \$115,000 This is the North Florence Sewer Portion

**Town of Florence
Major Capital Projects
Multi-Year**

FUND AND NUMBER: NF Sewer Fund **U-81**
PROJECT TITLE Merrill Ranch WRF (Phase 1)

PROJECT DESCRIPTION:

Maximum two (2) package sewage treatment plants. Includes land, setback w/o controls, odor control w/ full controls, admin. Area, fencing, miscellaneous basing, site piping and grading.

PROJECT BENEFITS:

Expand capacity of existing service level/facility.

	Budget FY 10/11	Projected FY 10/11	Budget FY 11/12	Future FY 12/13	FY 13/14	FY 14/15	FY 15/16
PROJECT COST							
Needs Assessment							
Land							
Construction				3,650,000			
Equipment							
Other				350,000			
Total Project cost	\$0	\$0	\$0	\$4,000,000	\$0	\$0	\$0
PROJECT FUNDING							
Highway User Revenue							
Lease/Purchase							
Grant							
Developer Contribution				4,000,000			
Enterprise Fund							
Unfunded							
Total Project Funding	\$0	\$0	\$0	\$4,000,000	\$0	\$0	\$0

Notes:

**Town of Florence
Major Capital Projects
Multi-Year**

FUND AND NUMBER: **NF Sewer Fund** **U-82**
PROJECT TITLE **Merrill Ranch WRF (Phase 2)**

PROJECT DESCRIPTION:

1.5 MGD- WRF Facility includes set back of land with full control, secondary treatment, solids treatment, odor control with full controls, admin./lab building, infiltration basin, aesthetic fencing misc., site piping.

PROJECT BENEFITS:

	Budget FY 10/11	Projected FY 10/11	Budget FY 11/12	Future FY 12/13	FY 13/14	FY 14/15	FY 15/16
PROJECT COST							
Needs Assessment							
Land							
Construction							14,000,000
Equipment							
Other						950,000	
Total Project cost	\$0	\$0	\$0	\$0	\$0	\$950,000	\$14,000,000
PROJECT FUNDING							
Highway User Revenue							
Lease/Purchase							
Grant							
Developer Contribution						950,000	14,000,000
Enterprise Fund							
Unfunded							
Total Project Funding	\$0	\$0	\$0	\$0	\$0	\$950,000	\$14,000,000

Notes:

Florence Sanitation Fund Fiscal Year 2011-2012

Department: Sanitation	Fund: Sanitation
Program: Operations	Fund/Department Number: 53

Cash Balance 06/30/10	376,290
Projected	
Revenue	
Interest Income	5,000
Miscellaneous Income	10,500
Operating Transfers	0
Utility Fees	960,700
Total Revenues	976,200
Expenditures	
Personnel Services	254,025
Contractual Services/Maint.	236,500
Commodities	91,950
Other Charges	0
Capital Outlay	0
Operating Transfers Out	153,893
Total Expenditures	736,368
Total Cash Available at 06/30/11	616,122

Cash Balance 06/30/11	616,122
Budgeted	
Revenue	
Interest Income	4,500
Miscellaneous Income	10,100
Operating Transfers	0
Utility Fees	1,011,000
Total Revenues	1,025,600
Expenditures	
Personnel Services	277,475
Contractual Services/Maint.	284,820
Commodities	105,370
Other Charges	0
Capital Outlay	0
Operating Transfers Out	111,751
Total Expenditures	779,416
Total Cash Available at 06/30/12	862,306

**Town of Florence
Revenue Worksheets
Sanitation Fund - 53**

Page 1 of 1

Account Description	Account Number	Actual FY 09/10	Budgeted FY 10/11	Projected FY 10/11	Budget FY 11/12
Other Revenue					
Interest Earnings	53-345-682	5,330	4,000	5,000	4,500
Equipment Rental	53-350-475	780	500	1,000	600
Refuse Container Charge	53-350-476	29,550	25,000	8,000	8,000
Adjustments	53-350-691	0	0	0	0
Recovery from Bad Debt	53-350-697	418	250	1,500	1,500
Miscellaneous	53-350-698	2,581	0	0	0
Operating Transfer In	53-355-686	0	0	0	0
Total Miscellaneous		\$ 38,658	\$ 29,750	\$ 15,500	\$ 14,600
Utility Fees					
Sanitation Fees	53-371-453	915,004	892,500	960,700	1,008,000
Sanitation Start Up Fees	53-371-454	1,770	0	2,500	2,500
Container Re-Delivery Fee	53-371-455	1,980	0	500	500
Total Utility Fees		\$ 918,754	\$ 892,500	\$ 963,700	\$ 1,011,000
Total Sanitation Revenue					
		\$ 957,412	\$ 922,250	\$ 979,200	\$ 1,025,600

**Town of Florence
Department Budget Summary
Fiscal Year 2011-2012**

Department: Public Works	Fund: Sanitation
Program: Operations	Fund/Department Number: 53

Fiscal Summary

Activity	Actual FY 09/10	Budgeted FY 10/11	Projected FY 10/11	Budget FY 11/12
Personnel Services	272,230	276,375	254,025	277,475
Contractual	210,754	270,200	236,500	284,820
Commodities	86,173	92,350	91,950	105,370
Other Charges	3	0	0	0
Capital Outlay	0	0	0	0
Operating Transfer Out	106,184	103,893	153,893	111,751
Total	\$ 675,342	\$ 742,818	\$ 736,368	\$ 779,416

Program narrative:

Provide sanitation services to the Town of Florence through residential and commercial collection services on a biweekly pickup basis. Solid waste collection emphasizes the amount of refuse collected, collection reliability, community cleanliness, and customer satisfaction.

Authorized Staffing Levels

Position Category	Non-Exempt Full Time	Non-Exempt Part Time	Exempt
Sanitation Worker III	1.0000		
Sanitation Worker II	2.0000		
Sanitation Worker I	2.0000		
Office Assistant	0.1250		
Total	5.1250	0.0000	0.0000

SANITATION (53)
SANITATION OPERATIONS (571)
Fiscal Year 2011-2012

Account No. / Account Description	Actual FY 09/10	Budgeted FY 10/11	Projected FY 10/11	Budget FY 11/12
Personnel Services				
101 Salaries and Wages	166,468	166,300	158,600	173,000
103 Overtime	4,872	6,000	800	6,000
105 Holiday Pay	7,138	7,150	4,600	7,425
111 AZ Retirement	16,967	17,700	17,600	18,900
121 FICA - Employer's Portion	13,257	13,725	13,600	14,300
123 Workers Compensation	15,063	18,600	14,625	11,150
124 Health, Accident & Life Insurance	48,464	46,900	44,200	46,700
Total Personnel Services	\$272,230	\$276,375	\$254,025	\$277,475
Contractual Services/Maintenance				
201 Telephone	0	350	0	385
202 Postage	1,872	6,500	4,000	2,500
203 Reproduction / Printing	0	150	150	165
205 Legal Publications	0	200	200	220
206 Liability Insurance	15,593	18,000	18,000	19,800
209 Vehicle Maintenance & Repair	6,551	25,000	10,000	20,000
211 Maintenance Other	7,183	8,500	2,500	5,000
217 Professional Services	123	0	150	10,100
219 Financial Audit	935	1,500	1,500	1,650
230 Landfill Charges	178,496	210,000	200,000	225,000
231 Lease	0	0	0	0
Total Contractual Services	\$210,754	\$270,200	\$236,500	\$284,820
Commodities				
301 Office Supplies	279	950	250	1,000
304 Uniform Allowance	2,914	3,600	3,000	3,600
305 Tires-Batteries, etc.	10,511	16,000	12,000	16,500
306 Fuel-oil	39,893	45,000	52,000	57,000
311 Small Tools	68	250	500	550
312 Safety Equipment	766	1,350	1,000	1,500
314 Other	31,743	25,000	23,000	25,000
324 Computers/Printers	0	200	200	220
Total Commodities	\$86,173	\$92,350	\$91,950	\$105,370
Other Charges				
403 Training and Development	0	0	0	0
408 Other Miscellaneous	3	0	0	0
Total Other Charges	3	0	0	0
Total Sanitation Operations	\$569,158	\$638,925	\$582,475	\$667,665
Capital Outlay (Dept. 581)				
505 Vehicles	0	0	0	0
Total Capital Outlay	\$0	\$0	\$0	\$0
Dept #597				
621 Operating Transfer Out	106,184	\$ 103,893	\$ 153,893	\$ 111,751
Total Sanitation Fund	\$ 675,342	\$ 742,818	\$ 736,368	\$ 779,416

General Fund	2011-2012
CIP Fund 1st loan	\$61,751
	\$50,000
	<u>\$111,751</u>

**SANITATION OPERATIONS
53-571**

Fiscal Year 2011-2012	Budgeted
201 Telephone Cellular phone charges	\$ 385
202-Postage to cover the mailing of correspondence and reports to governing agencies	\$ 2,500
203-Reproduction/Printing Reproduction of plans, maps, office forms, letterhead, business cards, etc.	\$ 165
204-Data Processing Computer program set-up.	\$ 0
205-Legal Publication Advertising costs for public notices, advertisements, RFP's, etc.	\$ 220
206-Liability Insurance Share of Municipal Risk Pool.	\$ 19,800
209 - Vehicle Repair and Maintenance Repair and maintenance of fleet (including scheduled preventative maintenance); commercial garage fees	\$ 20,000
211-Maintenance-Other Repair and maintenance of equipment (including scheduled preventative maintenance); Danka color copier maintenance	\$ 5,000
217-Professional Services Utility Rate Study \$10,000	\$ 10,100
219-Audit	\$ 1,650
230-Landfill Fees disposal fees for garbage (containerized) and trash (uncontainerized)	\$ 225,000
231-Lease Purchase Payment	\$ 0
301-Office Supplies cover the cost of general office supplies	\$ 1,000
304-Uniform Allowance Uniform needs for all personnel	\$ 3,600
305-Tires, Batteries, etc. tires for fleet	\$ 16,500
306-Fuel, Oil Fuel for vehicles, generators, and hand held equipment	\$ 57,000
311-Small Tools Replace shovels, pitch forks, hoes, hand tools, etc.	\$ 550
312-Safety Equipment basic safety equipment such as barricades, vests, safety glasses, etc. restock of 1st Aid Kit	\$ 1,500
314-Other Containers (for new homes and replacements for those worn out)	\$ 25,000
324-Computer/Printers Replacement of computers and printers	\$ 220
408 - Other Miscellaneous	\$ 0
Total	\$ 390,190

Special Revenue Funds

**Department Budget Summary
Fiscal Year 2011-2012**

Department: Finance	Fund:	Capital Improvement Project
Program: Public Facilities	Fund/Department Number:	011

Fiscal Summary

Activity	Actual 2009-2010	Budgeted 2010-2011	Projected 2010-2011	Budget 2011-2012
Fund Balance	4,694,643	5,813,239	5,813,239	6,390,418
Funding Sources	1,717,562	5,775,000	1,193,500	6,385,000
Town Projects	598,966	6,211,691	616,321	5,277,716
Fund Balance	\$5,813,239	\$5,376,548	\$6,390,418	\$7,497,702

Program narrative:

Capital Project funds are used to account for the receipt and disbursement of all resources used for the acquisition of capital facilities other than those financed by the utility and Highway Users Tax Funds.

Revenues and expenditures are accounted for under a modified accrual basis. Revenues are recognized when they become susceptible to accrual, which is when they become both measurable" and "available" to finance expenditures of the current period. "Available" means collectable in the current period or soon enough thereafter to be used to pay liabilities of the current period. Expenditures are recognized when the fund liability is incurred.

The Town has one Capital Project Fund.

TOWN OF FLORENCE
Fiscal Year 2011-2012

CAPITAL IMPROVEMENT PROJECT FUND #11

Revenues

Acct. No. / Account Description	Actual 2009-2010	Budgeted 2010-2011	Projected 2010-2011	Budget 2011-2012
Private Construction Tax	1,341,861	1,200,000	1,100,000	900,000
Interest Income	47,170	25,000	43,500	50,000
Miscellaneous Income	0	0	0	0
Operating Transfers In-General	275,426	300,000	0	0
Operating Transfers In-Constr	0	3,100,000	0	3,450,000
Operating Transfers In-Food 2%	0	1,100,000	0	1,335,000
Operating Transfer In-Sanitation	0	50,000	50,000	50,000
Loan Proceeds	0	0	0	600,000
Total Capital Projects Fund	1,664,456	5,775,000	1,193,500	6,385,000

Expenditures

Acct. No. / Account Description	Actual 2009-2010	Budgeted 2010-2011	Projected 2010-2011	Budget 2011-2012
CIP-ADMINISTRATION	16,915	25,000	11,101	66,000
CIP-LAND ACQUISITIONS - PARKS	0	0	0	0
CIP FINANCE	15,269	57,000	0	50,000
COMMUNITY DEVELOPMENT	41,171	250,000	250,800	100,000
CIP POLICE SUPPORT	2,995		0	
CIP POLICE DEPARTMENT-BLDG	75,483	1,000,000	100,000	0
CIP POLICE DEPARTMENT-EQUIPMENT		189,200	58,944	313,524
CIP POLICE DEPARTMENT-VEHICLES		0	0	171,000
CIP FIRE-BLDG	54,789	200,701	0	0
CIP FIRE-EQUIPMENT AND VEHICLES			27,200	622,300
CIP INFORMATION TECHNOLOGY-BLG	34,547	63,680	63,680	225,000
CIP-FFE, IMPROVEMENTS				182,750
CIP PARKS	27,210	12,500	24,610	10,000
CIP SENIORS		0		
CIP LIBRARY				
CIP ENGINEERING		0		
CIP CEMETERY		0		
CIP GENERAL GOVERNMENT	0	3,000,000	0	3,000,000
Operating Transfers (#597)	330,587			
621 Operating Transfers Out		1,085,112	8,239	465,394
Debt Service-596				
601-Principal	0	282,877	34,849	36,940
602-Interest	0	43,621	34,898	32,807
604-Escrow	0	2,000	2,000	2,000
Total Capital Projects Fund	598,966	6,211,691	616,321	5,277,716

	2010-2011	2011-2012
AFG Grant #229	106	3,438
CLG Grant #252	1,500	1,500
Gaming Grant #239		64,442
2010 Homeland Security #249		196,014
DOJ-BPV	3,166	
CLG Grant #252		
Recovery Act Grants-#218	3,467	
Police Impact Fee Fund		200,000
Fire Impact Fee Fund		0
Total Transfers Out	8,239	465,394

**Capital Improvement Projects
Fund Number 011
Fiscal Year 2011-2012
Recommended**

Department	Description	Amount
Council	Council Chamber Improvements	\$66,000
Finance	Automatic paper folder, stuffer, sealer	5,000
	Automated Time Keeping System-Carry-over from 10-11	45,000
		\$50,000
Community Development	North End Framework	\$100,000
Police	Police Evidence Building-Project Balance @ \$900,000 less impact fee portion of \$700,000- PS-01	See Impact Fee Fund
	Police Evidence Building-FFE	\$313,524
		\$313,524
	Operations	
11514505	Police Vehicle-Replacement	\$41,000
11514505	Police Vehicle-Replacement	\$41,000
11514505	Police Vehicle-Replacement	\$41,000
11514505	Police Vehicle-SUV Replacement	\$48,000
		\$171,000
Fire	Administration	
11515501	Fire Station 548-PS-12-\$2,870,000 less Impact fee funded -\$1,710,000	See Impact Fee Fund
	Station 549	
11516505	*Emergency Response Pick-up Truck	\$45,000
11516505	*Pumper Engine Company-PSMCS-20	\$555,000
11516506	Fire Hose Replacement-PSMC-32	\$5,000
11516506	Extrication Equipment	\$6,300
11516506	Task Force Tip Nozzles	\$6,000
	Station 548	
11517506	Fire Hose Replacement-PSMC-32	\$5,000
	Total Fire	\$622,300
Information Technology		
11519501	Information Technology Building	\$225,000
11519506	FFE for Building	\$55,300
11519507	Microsoft Office 2010 Upgrade (110 Licenses)	\$42,900
11519507	Storage Area Network Expansion-High Output	\$66,800
11519507	Fiber Modules for redundancy for Town fiber networks	\$17,750
	Total Information Technology	\$407,750
Parks	Pump for Swimming Pool	\$10,000
	Total All Projects	\$1,740,574

Capital Improvement Projects
Fund Number 011
Fiscal Year 2011-2012
Requested

Department	Description	Amount
Council	Council Chamber Improvements	\$66,000
Finance	Automatic paper folder, stuffer, sealer	5,000
		\$5,000
Community Development	Northend Framework	\$100,000
Police	Police Evidence Building	\$900,000
	Police Evidence Building-FFE	\$313,524
		\$1,213,524
	Operations	
11514505	Police Vehicle-New	\$41,000
11514505	Police Vehicle-Replacement	\$41,000
11514505	Police Vehicle-Replacement	\$41,000
11514505	Police Vehicle-Replacement	\$41,000
11514505	Police Vehicle-SUV Replacement	\$48,000
		\$212,000
Fire	Administration	
11515501	Fire Station 548-PS-12-\$2,264,400 less impact fee funded -\$1,710,000	\$554,400
	Station 549	
11517505	Emergency Response Pick-up Truck	\$45,000
11517505	Tanker Pumper Engine Company-PS-2	\$555,000
11516506	Fire Hose Replacement-PSMC-32	\$5,000
11516506	Hazmat ID Ranger-Sampling & Identification Device	\$49,000
11516506	Extrication Equipment	\$6,300
11516506	Task Force Tip Nozzels	\$6,000
11516507	Fire Station Alerting System	\$5,000
	Station 548	
11517506	Fire Hose Replacement-PSMC-32	\$5,000
11517507	Fire Station Alerting System	\$5,000
	Total Fire	\$1,235,700
	Information Technology	
11519501	Information Technology Building	\$150,000
11519506	FFE for Building	\$55,300
11519507	Microsoft Office 2010 Upgrade (110 Licenses)	\$42,900
11519507	Storage Area Network Expansion-High Output	\$66,800
11519507	Fiber Modules for redundancy for Town fiber networks	\$17,750
	Total Information Technology	\$332,750
Parks	Pump for Swimming Pool	\$10,000
	Total All Projects	\$3,174,974

General Fund #11
Fiscal Year 2011-2012

Department 596

Account No./ Account Description	Actual 2009-2010	Budgeted 2010-2011	Projected 2010-2011	Budget 2011-2012
Debt Service				
601 Principal	266,016	282,877	34,849	34,849
602 Interest	45,482	43,621	34,898	34,898
604 Escrow	1,836	2,000	2,000	2,000
Total Debt Service	\$313,334	\$328,498	\$71,748	\$71,748

11517505	Emergency Response Pickup Truck	\$45,000
11517505	Tanker Pumper Engine	\$555,000

**TOWN OF FLORENCE
GILES PROPERTY
DEBT SERVICE SCHEDULE
December 3, 2001**

Due Date	Principal Amount	Interest Amount	Total Fiscal Year
7/1/2003	46,996.97	22,750.68	69,747.65
7/1/2004	24,567.47	45,180.18	69,747.65
7/1/2005	26,041.52	43,706.13	69,747.65
7/1/2006	27,604.01	42,143.64	69,747.65
7/1/2007	29,260.25	40,487.40	69,747.65
7/1/2008	31,015.86	38,731.79	69,747.65
7/1/2009	32,876.81	36,870.84	69,747.65
7/1/2010	34,849.42	34,898.23	69,747.65
7/1/2011	36,940.39	32,807.26	69,747.65
7/1/2012	39,156.81	30,590.84	69,747.65
7/1/2013	41,506.22	28,241.43	69,747.65
7/1/2014	43,996.59	25,751.06	69,747.65
7/1/2015	46,636.39	23,111.26	69,747.65
7/1/2016	49,434.57	20,313.08	69,747.65
7/1/2017	52,400.65	17,347.00	69,747.65
1/1/2018	55,544.69	14,202.96	69,747.65
7/1/2019	58,877.37	10,870.28	69,747.65
1/1/2020	62,410.01	7,337.64	69,747.65
7/1/2021	59,884.00	3,593.04	63,477.04
	800,000.00	518,934.74	1,318,934.74

Payable to:	19 Year Promissary Note	
Julie Giles	Interest Rate	6%
Post Office Box 1151		
Page Arizona 86040		
To be paid in annual installments of principal and interest due July 1.		

**Town of Florence
Department Budget Summary
Fiscal Year 2011-2012**

Department:	Finance	Fund:	Construction Fund
Program:	Public Facilities	Fund/Department Number:	13

Fiscal Summary

Activity	Actual 2009-2010	Budgeted 2010-2011	Projected 2010-2011	Budget 2011-2012
Fund Balance	2,792,399	3,214,790	3,214,790	3,268,390
Revenues	422,391	285,000	53,600	187,000
Operating Transfers	0	3,100,000	0	3,450,000
Ending Fund Balance	\$3,214,790	\$399,790	\$3,268,390	\$5,390

Program narrative:

The Construction Tax Fund is used to account for the construction tax monies authorized by the tax initiative passed in 1989. The monies are restricted for the construction of "facilities" in the Town of Florence. The actual construction projects are accounted for in the Capital Projects Fund. Funds are transferred from the Construction Tax Fund to the Capital Projects Fund to fund specific projects approved by the Town Council.

Current Project(s)

Transfer Out to CIP Fund for Various Projects

CONSTRUCTION TAX FUND #13
Fiscal Year 2011-2012

Revenues Acct. No. / Account Description	Actual 2009-2010	Budgeted 2010-2011	Projected 2010-2011	Budget 2011-2012
310-110 City Sales Tax	329,561	265,000	25,600	157,000
345-682 Interest Earnings	29,359	20,000	28,000	30,000
355-686 Operating Transfers In	63,470	0	0	0
350-698 Miscellaneous Revenue	0	0	0	0
Total Revenue	\$422,391	\$285,000	\$53,600	\$187,000

Expenditures Acct. No. / Account Description	Actual 2009-2010	Budgeted 2010-2011	Projected 2010-2011	Budget 2011-2012
<i>Operating Transfers</i>				
597-621 Operating Transfers Out	0	3,100,000	0	3,450,000
Total Expenditures	\$0	\$3,100,000	\$0	\$3,450,000

100 Residential Units

**Town of Florence
Department Budget Summary
Fiscal Year 2011-2012**

Department: Finance	Fund: Food Tax
Program: Public Facilities	Fund/Department Number: 14

Fiscal Summary

Activity	Actual 2009-2010	Budgeted 2010-2011	Projected 2010-2011	Budget 2011-2012
Fund Balance	\$755,770	\$951,528	\$951,528	\$1,139,828
Revenues	\$195,758	\$201,000	\$188,300	\$196,600
Operating Transfers	\$0	\$1,100,000	\$0	\$1,335,000
Total	\$951,528	\$52,528	\$1,139,828	\$1,428

Program narrative:

The Food Tax Fund is used to account for the food tax on food products for home consumption as authorized by the tax initiative passed in 1989. The monies are restricted for the improvements to recreational grounds and facilities in the Town of Florence. The actual construction projects are accounted for in the Capital Projects Fund. Funds are transferred from the Food Tax Fund to the Capital Projects Fund to fund specific projects approved by Town Council.

Current Project(s)

Transfer Out to CIP Fund for various projects

**TOWN OF FLORENCE
FOOD 2% TAX FUND #14
Fiscal Year 2011-2012**

Revenues Acct. No. / Account Description	Actual 2009-2010	Budgeted 2010-2011	Projected 2010-2011	Budget 2011-2012
Taxes				
310-110 City Sales Tax	160,796	193,000	180,000	188,000
Interest				
345-682 Interest Earnings	8,118	8,000	8,300	8,600
Operating Transfers				
5-686 Operating Transfers In	26,844	-	-	-
Total Revenue	\$195,758	\$201,000	\$188,300	\$196,600

Expenditures	Actual 2009-2010	Budgeted 2010-2011	Projected 2010-2011	Budget 2011-2012
621 Operating Transfers Out	-	1,100,000	0	1,335,000
Total Expenditures	\$0	\$1,100,000	\$0	\$1,335,000

Transfer In's relate to

Highway User Fund Fiscal Year 2011-2012 Cash Position

Department: Public Works
Program: Operations

Fund: HURF
Fund/Department Number: 12

Cash Balance 06/30/10	4,454,636
Projected Revenue	
Highway User Tax	1,589,326
Transportation Excise Tax	1,166,000
LTAF (Lottery)	0
State Grants	0
Operating Revenue	2,755,326
Interest Income	50,000
Public Utility Fees	625
Off-Site Improvements	0
Maintenance Income	2,000
Miscellaneous Income	1,000
Operating Transfer In	52,250
Total Operating Revenues	2,861,201
Expenditures	
Personnel Services	1,057,150
Contractual Services/Maintenance	261,850
Commodities	464,210
Other Charges	1,775
Debt Service	0
Operating Transfers	316,077
Total Operating Expenditures	2,101,062
Minor Capital	152,001
Capital Projects	875,000
Total Capital Outlay	1,027,001
Total Expenditures	3,128,063
Total Cash Available at 06/30/11	4,187,774

Cash Balance 06/30/11	4,187,774
Budgeted Revenue	
Highway User Tax	1,472,361
Transportation Excise Tax	1,166,000
LTAF (Lottery)	0
State Grants	0
Operating Revenue	2,638,361
Interest Income	40,000
Public Utility Fees	600
Off-Site Improvements	0
Maintenance Income	2,500
Miscellaneous Income	1,000
Operating Transfer In	9,750
Total Operating Revenues	2,692,211
Expenditures	
Personnel Services	1,226,650
Contractual Services/Maintenance	335,260
Commodities	620,370
Other Charges	60,355
Debt Service	0
Operating Transfers	383,650
Total Operating Expenditures	2,626,285
Minor Capital	315,000
Capital Projects	2,980,000
Total Capital Outlay	3,295,000
Total Expenditures	5,921,285
Total Cash Available at 06/30/12	958,700

**Town of Florence
Revenue Worksheets
Highway User Funds - 12**

Page 1 of 1

Account Description	Account Number	Actual 2009-2010	Budgeted 2010-2011	Projected 2010-2011	Budget 2011-2012
---------------------	----------------	------------------	--------------------	---------------------	------------------

Intergovernmental

Highway User Gas Tax	12-330-324	1,702,549	1,708,810	1,589,326	1,472,361
Transportation Excise Tax	12-330-330	1,212,329	1,230,000	1,166,000	1,166,000
Other State Grants	12-330-338	0	0	0	0
State Shared Lottery Money	12-330-340	58,186	0	0	0
Total Taxes		\$2,973,064	\$2,938,810	\$2,755,326	\$2,638,361

Other Revenue

Interest	12-345-682	53,264	50,000	50,000	40,000
Developer Contributions	12-350-339	0	0	0	0
Public Utility Fees	12-350-356	400	500	625	600
Sale of Assets	12-350-638	0	0		
Off-Site Improvements Fees	12-350-695	48,008	0		
Maintenance Revenue	12-350-697	3,093	5,000	2,000	2,500
Miscellaneous	12-350-698	15,563	1,000	1,000	1,000
Operating Transfer In	12355686	0	1,260,500	52,250	9,750
Total HURF Revenue		\$3,093,390	\$4,255,810	\$2,861,201	\$2,692,211

Transfer In:	2010-2011	2011-2012
Tiger Grant	0	Not Funded
Streetlight Improvement District I	3,250	3250
Streetlight Improvement District II	3,250	3250
Streetlight Improvement District III	3,250	3250
NF Sewer Fund	10,625	
Florence Sewer Fund	10,625	
Water Fund	21,250	
	<u>\$52,250</u>	<u>\$9,750</u>

**Town of Florence
Department Budget Summary
Fiscal Year 2011-2012**

Department: Public Works	Fund: Highway Users Tax
Program: Street Maintenance	Fund/Department Numb 12

Fiscal Summary

Activity	Actual 2009-2010	Budgeted 2010-2011	Projected 2010-2011	Budget 2011-2012
Personnel Services	1,111,314	1,217,350	1,057,150	1,226,650
Contractual	194,186	289,850	261,850	335,260
Commodities	516,852	592,500	464,210	620,370
Other Charges	739	54,250	1,775	60,355
Debt Service	23,150	0	0	0
Capital Outlay	0	309,000	152,001	315,000
Capital Projects	1,421,518	3,598,000	875,000	2,980,000
Operating Transfer Out	325,044	1,101,690	316,077	383,650
Total	\$3,592,803	\$7,162,640	\$3,128,063	\$5,921,285

Program narrative:

The Street Department is responsible for the maintenance and up keep of all public right-of-ways, alleys, and easements within the corporate limits of the Town of Florence. This includes preventative maintenance, minor repair or reconstruction of existing streets and right-of-way maintenance activities such as sweeping, weed control, drainage facility maintenance.

Authorized Staffing Levels

Position Category	Non-Exempt Full Time	Non-Exempt Part Time	Exempt
Public Works Director			0.5
Public Works Superintendent			1
Maintenance Foreman	0.75		
Project Manager	0.25		
Auto Mechanic	1		
Administrative Assistant	1		
Office Assistants (.125 & .25)	0.38		
Public Works Operations Technician	1		
Maintenance Worker III	3		
Maintenance Worker II	2		
Maintenance Worker I	10	1	
Shop Maintenance Worker	1		
Total	20.38	1	1.5

TOWN OF FLORENCE
HIGHWAYS USERS TAX FUND #12
Public Works (Dept. #518)
Fiscal Year 2011-2012

Acct. No. / Account Description	Actual 2009-2010	Budgeted 2010-2011	Projected 2010-2011	Budget 2011-2012
Personnel Services				
101 Salaries and Wages	702,659	736,000	656,000	761,200
102 Part-Time Salaries	4,926	12,300	0	12,275
103 Overtime	14,067	15,000	11,200	15,000
105 Holiday Pay	25,609	31,000	32,000	32,050
106 Standby	7,380	18,200	10,100	12,000
111 AZ Retirement	70,670	80,050	73,000	84,200
121 FICA	55,229	62,000	53,250	63,500
123 Workers Comp	37,183	62,300	36,600	45,425
124 Health, Accident Ins.	193,591	200,500	185,000	201,000
Total Personnel Services	\$1,111,314	\$1,217,350	\$1,057,150	\$1,226,650
Contractual Services/Maintenance				
201 Telephone	9,194	15,000	11,500	16,500
202 Postage	205	350	250	385
203 Reproduction/Printing	0	350	100	385
205 Legal Publication	0	400	200	440
206 Liability Insurance	64,360	70,000	65,000	77,000
209 Vehicle Repair and Maintenance	14,195	18,750	32,000	25,000
211 Maintenance Other	21,206	18,000	22,000	22,000
212 Water Charges	4,075	5,500	5,000	6,050
214 Traffic Operations	0	42,500	42,500	52,000
215 Electrical Charges	67,682	73,000	73,000	90,000
217 Professional Services	8,869	35,000	5,000	35,000
218 Engineering and Architectural	0	4,000	500	4,000
219 Financial Audit	4,400	6,000	4,800	5,500
222 Rental Charges	0	1,000	0	1,000
Total Contractual Services	\$194,186	\$289,850	\$261,850	\$335,260
Commodities				
301 Office Supplies	2,713	6,000	4,000	6,600
302 Operating Supplies	18,633	25,000	22,500	27,500
304 Uniform Allowance	11,495	15,000	15,000	16,500
305 Tires-Batteries, etc.	10,791	16,000	18,500	22,500
306 Fuel-Oil	46,606	50,000	50,000	60,000
308 Books	47	350	350	500
311 Small Tools	1,818	4,950	5,500	7,000
312 Safety Equipment	3,943	7,000	7,000	8,500
313 Training Materials	0	2,500	660	2,000
314 Other	8,614	2,000	500	1,500
315 Janitorial Supplies	1,986	2,000	2,000	0
316 Facilities Maintenance	1,554	18,500	17,000	20,350
317 Land Maintenance	2,633	5,000	3,500	5,500
318 Sidewalk Repair and Maintenance	13,218	16,000	13,500	17,600
319 Street Lighting Repair & Maintenance	12,091	20,000	2,000	18,000
322 Street Repair and Maintenance	379,652	400,000	300,000	400,000
323 Software	1,058	1,000	1,000	5,000
324 Computers/Printers	0	1,200	1,200	1,320
Total Commodities	\$516,852	\$592,500	\$464,210	\$620,370

Other Charges				
401 Dues and Subscriptions	565	465	425	850
402 Conferences, Business Meetings	0	1,000	500	1,000
403 Training & Development	172	2,535	850	3,230
408 Other Miscellaneous	2	250	0	275
409 Contingency	0	50,000	0	55,000
Total Other Charges	\$739	\$54,250	\$1,775	\$60,355
Total Operating Expenditures	\$1,823,091	\$2,153,950	\$1,784,985	\$2,242,635
Debt Service				
601 Principal	22,892	0	0	0
602 Interest	258	0	0	0
Total Debt Service	\$23,150	\$0	\$0	\$0
Minor Capital				
Capital Outlay (Dept. #581)				
501 Building Remodeling	0	0	0	0
505 Vehicles	0	35,000	32,000	155,000
506 Other Equipment	0	134,000	5,001	135,000
507 Improvements	0	55,000	30,000	25,000
511 Computers/Software	0	85,000	85,000	0
Total Minor Capital Outlay	\$0	\$309,000	\$152,001	\$315,000
Major Capital Projects				
Street Improvements-012-561-507	1,418,145	2,033,000	75,000	2,408,000
Road Improvements-012-566-507	3,374	1,565,000	800,000	572,000
Bridge Improvements-012-568-507	0	0	0	0
Total Major Capital Projects	\$1,421,518	\$3,598,000	\$875,000	\$2,980,000
Operating Transfers (#597)				
621 Operating Transfers	325,044	1,101,690	316,077	383,650
TOTAL HIGHWAY USERS FUND	\$3,592,803	\$7,162,640	\$3,128,063	\$5,921,285

Transfers	
General Fund-Intergovernmental Charge	256,927
Custodial Transfer	2,500
ADA Curb Cuts-#212	99,810
ADOT T21-Main Street Program #283	24,413
Total Grant Matches & Transfers	383,650

**Public Works
12-518**

Fiscal Year 2011-2012

	Budgeted
201-Telephone Telephone cellular.	\$ 16,500
202-Postage Postage expenses for correspondence and reports to governing agencies.	\$ 385
203-Reproduction/Printing Reproduction of plans, maps and office forms	\$ 385
205-Legal Publications	\$ 440
206-Liability Insurance Share of Municipal Risk Pool.	\$ 77,000
209-Vehicle Repair and Maintenance Repair trucks and autos commercial garages, etc.	\$ 25,000
211-Maintenance-Other Repair and Maintenance of equipment, Danka Color Copier Maint \$3,419.	\$ 22,000
212-Water Charges Water services rendered.	\$ 6,050
214-Traffic Operations Signage for traffic control, pavement markings, street/closures, traffic control barricades, street signs, traffic signalization and traffic counter data accumulation.	\$ 52,000
215-Electrical Charges Electric service rendered.	\$ 90,000
217-Professional Services Services performed by laboratories, contract.	\$ 35,000
218-Engineering Services performed by engineers, architects, etc.	\$ 4,000
219-Audit	\$ 5,500
222-Rental Charges Rental on various pieces of equipment to complete projects.	\$ 1,000
301-Office Supplies Miscellaneous office materials, pens, tablets, adding machine tape, etc.	\$ 6,600
302-Operating Supplies Nuts, bolts, spray paint, degreasers, welding supplies, hoses, oxygen, etc.	\$ 27,500
304-Uniform Allowance Uniform needs for all personnel - Eleven sets for each person, five sets for week, five sets being cleaned and one being worn.	\$ 16,500
305-Tires, Batteries, etc.	\$ 22,500
306-Fuel, Oil Fuel for vehicles and generators, oil change every 5,000 miles or 100 hours.	\$ 60,000
308-Books Information and specifications books.	\$ 500
311-Small Tools Replace shovels, pitch forks, hoes, hand tools, etc.	\$ 7,000
312-Safety Equipment Barricades, vests, glasses, gloves, etc, safety, incentive awards	\$ 8,500
313-Training Materials Miscellaneous training programs, (VCR rentals on operations and maintenance for	\$ 2,000

various heavy equipment, etc).

314-Other Repair of miscellaneous hand equipment	\$	1,500
315-Janitorial Supplies Cleaning supplies for Public Works Office.	\$	0
316-Facility Maintenance	\$	20,350
317-Land Maintenance Weed sterilizers, weed-eater heads and supplies for landscaping, irrigation, etc.	\$	5,500
318-Sidewalk Repair and Maintenance Repair and maintenance of sidewalks.	\$	17,600
319-Street Lighting Repair and Maintenance	\$	18,000
322-Street Repair and Maintenance To improve existing streets w/chip seal, slurry, filling potholes, crack seals, etc. Chip and Seal Project \$125,000	\$	400,000
323 - Computer Software Fleet Maintenance and Work Order Management software \$1,000, etc.	\$	5,000
324-Computers/Printers	\$	1,320
401-Dues, Subscription/Memberships Various memberships and subscriptions for personnel.	\$	850
402-Conferences, Business Meetings Public Works Directors' Meeting hosted by Town of Florence	\$	1,000
403-Training and Development Continuing education & professional development for personnel.	\$	3,230
408-Other Miscellaneous	\$	275
409-Contingency Provision for unexpected repair, maintenance & replacement of infrastructure due to annexations, etc.	\$	55,000
Totals	\$	1,015,985

Town of Florence
Major Capital Projects Summary
Multi-Year

Fund and Number Project Title	Budget FY 10/11	Projected FY 10/11	Budget FY 11/12	Future FY 12/13	FY 13/14	FY 14/15	FY 15/16	Total
Street Improvements-012-561-507								
Street Improvement - Florence T10 & T11	\$ 1,740,000	\$ -	\$ 1,640,000	\$ 2,000,000	\$ -	\$ -	\$ -	\$ 3,840,000
Street Improvement - Florence Gardens T6	\$ -	\$ 30,000	\$ -	\$ -	\$ -	\$ -	\$ -	\$ 30,000
Street Improvement - Florence Gardens T-8	\$ -	\$ -	\$ -	\$ 225,000	\$ 1,365,000	\$ -	\$ -	\$ 1,590,000
Street Improvement - Florence Gardens T-9	\$ -	\$ -	\$ -	\$ -	\$ -	\$ 1,780,000	\$ -	\$ 1,780,000
Main Street Improvement (Butte to 1st) T-39	\$ 293,000	\$ 45,000	\$ 293,000	\$ -	\$ 275,000	\$ 1,800,000	\$ -	\$ 2,413,000
Street Improvement-Ruggles T-40	\$ -	\$ -	\$ -	\$ -	\$ -	\$ 225,000	\$ 1,440,000	\$ 1,665,000
Street Extensions (Arterial) T-34	\$ -	\$ -	\$ -	\$ 30,000	\$ 240,000	\$ 1,610,000	\$ 1,880,000	\$ 3,760,000
Signalization for Streets T-28	\$ -	\$ -	\$ 275,000	\$ 550,000	\$ 550,000	\$ 600,000	\$ 325,000	\$ 2,300,000
Pinhal St Drainage (Butte to Ruggles Ditch) T-41	\$ -	\$ -	\$ -	\$ 125,000	\$ 525,000	\$ -	\$ -	\$ 650,000
Main St Extension T 35	\$ -	\$ -	\$ -	\$ -	\$ -	\$ 400,000	\$ -	\$ 400,000
Main St Extension T 36	\$ -	\$ -	\$ -	\$ -	\$ -	\$ 1,320,000	\$ -	\$ 1,320,000
Felix St. Project T-31	\$ -	\$ -	\$ -	\$ 450,000	\$ -	\$ -	\$ -	\$ 450,000
East Butte Micro-Seal Project	\$ -	\$ -	\$ -	\$ -	\$ -	\$ -	\$ -	\$ -
Total Street Improvements	\$ 2,033,000	\$ 75,000	\$ 2,408,000	\$ 3,380,000	\$ 2,955,000	\$ 7,735,000	\$ 7,645,000	\$ 23,748,000
Road Improvements-012-566-507								
Diversion Dam Road Improvements T-17	\$ 665,000	\$ 50,000	\$ 350,000	\$ 784,000	\$ -	\$ -	\$ -	\$ 1,184,000
Plant Road T-02	\$ -	\$ -	\$ -	\$ 600,000	\$ -	\$ -	\$ -	\$ 600,000
Adamsville to Plant Road T-32	\$ -	\$ -	\$ -	\$ -	\$ -	\$ 225,000	\$ 2,100,000	\$ 2,325,000
Storm Water Master Plan U-01	\$ 50,000	\$ -	\$ 50,000	\$ -	\$ -	\$ -	\$ -	\$ 50,000
Storm Water Utility U-02	\$ -	\$ -	\$ -	\$ 45,000	\$ 265,000	\$ -	\$ -	\$ 310,000
Hunt Hwy (Phase III to County Line) T-44	\$ -	\$ -	\$ 72,000	\$ -	\$ -	\$ -	\$ -	\$ 72,000
Atiaway Road (Hunt to Palmer) T-42	\$ 385,000	\$ 385,000	\$ -	\$ -	\$ -	\$ -	\$ -	\$ 385,000
Felix Road Paving T-38	\$ 285,000	\$ 285,000	\$ -	\$ -	\$ -	\$ -	\$ -	\$ 285,000
Hunt HWY (Overlay Hunt to County Line) T-43	\$ 80,000	\$ 80,000	\$ -	\$ -	\$ -	\$ -	\$ -	\$ 80,000
Roundabout/Intersection SH79B & SH287 T-14	\$ 100,000	\$ -	\$ 100,000	\$ 250,000	\$ 1,650,000	\$ -	\$ -	\$ 2,000,000
Gila River Crossing T-13	\$ -	\$ -	\$ -	\$ 275,000	\$ 375,000	\$ -	\$ -	\$ 650,000
Total Road Improvements	\$ 1,565,000	\$ 800,000	\$ 572,000	\$ 1,954,000	\$ 2,290,000	\$ 225,000	\$ 2,100,000	\$ 7,941,000
Bridge Improvements-012-568-507								
Kelvin Highway Bridge Replacement T-12	\$ -	\$ -	\$ -	\$ -	\$ 45,000	\$ 45,000	\$ 4,425,000	\$ 4,515,000
Total Bridge Improvements	\$ -	\$ -	\$ -	\$ -	\$ 45,000	\$ 45,000	\$ 4,425,000	\$ 4,515,000
Total Capital Projects	\$ 3,598,000	\$ 875,000	\$ 2,980,000	\$ 5,334,000	\$ 5,290,000	\$ 8,005,000	\$ 14,170,000	\$ 36,204,000

**Town of Florence
Major Capital Projects
Multi-Year**

FUND AND NUMBER: T10 & T11
PROJECT TITLE **STREET IMPROVEMENT - FLORENCE (Previously known as Curb and Gutter Proj.)**

PROJECT DESCRIPTION:
 This project will install curb, gutter, sidewalk, new pavement, and improve stormwater drainage in the project area.

PROJECT BENEFITS:
 This benefit will install curb, gutter, sidewalk, and new pavement in areas that have only pavement constructed from chip sealed dirt. Then improvement will beautify the Town as well as improve stormwater drainage and provide a safe pedestrian walkway.

	Budget FY 10/11	Projected FY 10/11	Budget FY 11/12	Future FY 12/13	FY 13/14	FY 14/15	FY 15/16	Total
PROJECT COST								
Needs Assessment								0
Land								0
Construction	1,740,000		1,840,000	2,000,000				3,840,000
Equipment								0
Other ENG								0
Total Project cost	\$ 1,740,000	\$ -	\$ 1,840,000	\$ 2,000,000	\$ -			\$ 3,840,000
PROJECT FUNDING								
Highway User Revenue	1,740,000		1,840,000	2,000,000				3,840,000
Lease/Purchase								0
Grant								0
Developer Contribution								0
Other								0
Unfunded								0
Total Project Funding	\$ 1,740,000	\$ -	\$ 1,840,000	\$ 2,000,000	\$ -			\$ 3,840,000

Notes:
 Phase I - bounded on the North by Stewart St, the South by Florence Heights, the West by Main Street, and on the East by Highway 79.

 Phase II - bounded on the North by Adamsville Rd, the South by the High School, the East by Main Street, and the West by Juvenile Detention Center.

TIGER GRANT

**Town of Florence
Major Capital Projects
Multi-Year**

FUND AND NUMBER: 012-561-507

T-8

PROJECT TITLE STREET IMPROVEMENT - FLORENCE GARDENS Phase 4

PROJECT DESCRIPTION:

Install curb, gutter, and new pavement and improve storm water drainage in the project areas.

Total of two (2) phases

PROJECT BENEFITS:

Improves quality of life and has public support; conforms to adopted plans, goals, objectives, and policies.

	Budget FY 10/11	Projected FY 10/11	Budget FY 11/12	Future FY 12/13	FY 13/14	FY 14/15	FY 15/16	Total
PROJECT COST								
Needs Assessment								0
Land								0
Construction					1,365,000			1,365,000
Equipment								0
Other				225,000				225,000
Total Project cost	\$ -	\$ -	\$ -	\$ 225,000	\$ 1,365,000	\$ -	\$ -	\$ 1,590,000
PROJECT FUNDING								
Highway User Revenue				225,000	1,365,000			1,590,000
Lease/Purchase								0
Grant								0
Developer Contribution								0
Other								0
Unfunded								0
Total Project Funding	\$ -	\$ -	\$ -	\$ 225,000	\$ 1,365,000	\$ -	\$ -	\$ 1,590,000

Notes:

**Town of Florence
Major Capital Projects
Multi-Year**

FUND AND NUMBER: 012-561-507

T-9

PROJECT TITLE STREET IMPROVEMENT - FLORENCE GARDENS Phase 5

PROJECT DESCRIPTION:

Install curb, gutter, and new pavement and improve storm water drainage in the project areas.

Total of two (2) phases

PROJECT BENEFITS:

Improves quality of life and has public support; conforms to adopted plans, goals, objectives, and policies.

	Budget FY 10/11	Projected FY 10/11	Budget FY 11/12	Future FY 12/13	FY 13/14	FY 14/15	FY 15/16	Total
PROJECT COST								
Needs Assessment								0
Land								0
Construction						1,780,000		1,780,000
Equipment								0
Other								0
Total Project cost	\$ -	\$ -	\$ -	\$ -	\$ -	\$ 1,780,000	\$ -	\$ 1,780,000
PROJECT FUNDING								
Highway User Revenue						1,780,000		1,780,000
Lease/Purchase								0
Grant								0
Developer Contribution								0
Other								0
Unfunded								0
Total Project Funding	\$ -	\$ -	\$ -	\$ -	\$ -	\$ 1,780,000	\$ -	\$ 1,780,000

Notes:

**Town of Florence
Major Capital Projects
Multi-Year**

FUND AND NUMBER: 012-561-507

T39

PROJECT TITLE Main Street Improvement (Butte to 1st)

PROJECT DESCRIPTION:

Main Street reconstruction from Butte to 1st Street (6000 ft)

PROJECT BENEFITS:

Replace or repair existing facilities or equipment

	Budget FY 10/11	Projected FY 10/11	Budget FY 11/12	Future FY 12/13	FY 13/14	FY 14/15	FY 15/16	Total
PROJECT COST								
Needs Assessment					275,000			275,000
Land								0
Construction	293,000	30,000	293,000			1,800,000		2,123,000
Equipment								0
Other		15,000						15,000
Total Project cost	\$ 293,000	\$ 45,000	\$ 293,000	\$ -	\$ 275,000	\$ 1,800,000	\$ -	\$ 2,413,000
PROJECT FUNDING								
Highway User Revenue	293,000	45,000	293,000		275,000	1,800,000		2,413,000
Lease/Purchase								0
Grant								0
Developer Contribution								0
Other								0
Unfunded								0
Total Project Funding	\$ 293,000	\$ 45,000	\$ 293,000	\$ -	\$ 275,000	\$ 1,800,000	\$ -	\$ 2,413,000

Notes:

Possible SSP Grant

**Town of Florence
Major Capital Projects
Multi-Year**

T40

FUND AND NUMBER: 012-561-507

PROJECT TITLE Street Improvements-Ruggles

PROJECT DESCRIPTION:

Reconstruct Ruggles from SH 79 to Main/Willow (7500 ft)

PROJECT BENEFITS:

Replace or repair existing facilities or equipment

	Budget FY 10/11	Projected FY 10/11	Budget FY 11/12	Future FY 12/13	FY 13/14	FY 14/15	FY 15/16	Total
PROJECT COST								
Needs Assessment						225,000		225,000
Land								0
Construction							1,440,000	1,440,000
Equipment								0
Other								0
Total Project cost	\$ -	\$ -	\$ -	\$ -	\$ -	\$ 225,000	\$ 1,440,000	\$ 1,665,000
PROJECT FUNDING								
Highway User Revenue						225,000	1,440,000	1,665,000
Lease/Purchase								0
Grant								0
Developer Contribution								0
Other								0
Unfunded								0
Total Project Funding	\$ -	\$ -	\$ -	\$ -	\$ -	\$ 225,000	\$ 1,440,000	\$ 1,665,000

Notes:

**Town of Florence
Major Capital Projects
Multi-Year**

FUND AND NUMBER: Highway User Tax Fund / 12-561-507

T-34

PROJECT TITLE Street Extensions

PROJECT DESCRIPTION:

Possible Construction of Arterial Street Extension

PROJECT BENEFITS:

Control drainage, erosion, provide clear definitions to properties.
This will improve neighborhood and clean up efforts.

	Budget FY 10/11	Projected FY 10/11	Budget FY 11/12	Future FY 12/13	FY 13/14	FY 14/15	FY 15/16	Total
PROJECT COST								
Needs Assessment				30,000				30,000
Land								0
Construction						1,610,000	1,880,000	3,490,000
Equipment								0
Other ENG					240,000			240,000
Total Project cost	\$ -	\$ -	\$ -	\$ 30,000	\$ 240,000	\$ 1,610,000	\$ 1,880,000	\$ 3,760,000
PROJECT FUNDING								
Highway User Revenue				30,000	240,000	1,610,000	1,880,000	3,760,000
Lease/Purchase								0
Grant (SCIP)								0
Developer Cont. (ADOC)								0
Other (Impact Fees)								0
Unfunded								0
Total Project Funding	\$ -	\$ -	\$ -	\$ 30,000	\$ 240,000	\$ 1,610,000	\$ 1,880,000	\$ 3,760,000

Notes:

Providing Residential Arterial Street Extension

**Town of Florence
Major Capital Projects
Multi-Year**

T28

FUND AND NUMBER: 012-566-507
PROJECT TITLE Signalization for Streets

PROJECT DESCRIPTION:
Procurement of new signalization

PROJECT BENEFITS:
Expand capacity of existing service level/facility. Alleviates substandard conditions of deficiencies.

	Budget FY 10/11	Projected FY 10/11	Budget FY 11/12	Future FY 12/13	FY 13/14	FY 14/15	FY 15/16	Total
PROJECT COST								
Needs Assessment								0
Land								0
Construction								0
Equipment			275,000	550,000	550,000	600,000	325,000	2,300,000
Other								0
Total Project cost	\$ -	\$ -	\$ 275,000	\$ 550,000	\$ 550,000	\$ 600,000	\$ 325,000	\$ 2,300,000
PROJECT FUNDING								0
Highway User Revenue								0
Lease/Purchase								0
Grant								0
Developer Contribution								0
Other			275,000	550,000	550,000	600,000	325,000	2,300,000
Unfunded								0
Total Project Funding	\$ -	\$ -	\$ 275,000	\$ 550,000	\$ 550,000	\$ 600,000	\$ 325,000	\$ 2,300,000

Notes:

**Town of Florence
Major Capital Projects
Multi-Year**

T-41

FUND AND NUMBER: 012-566-507

PROJECT TITLE Pinal St Drainage (Butte to Ruggles Ditch)

PROJECT DESCRIPTION:

Provide storm drainage for area from Butte to 1st and eliminate most flow from main St.

PROJECT BENEFITS:

	Budget FY 10/11	Projected FY 10/11	Budget FY 11/12	Future FY 12/13	FY 13/14	FY 14/15	FY 15/16	Total
PROJECT COST								
Needs Assessment				125,000				125,000
Land								0
Construction					525,000			525,000
Equipment								0
Other								0
Total Project cost	\$ -	\$ -	\$ -	\$ 125,000	\$ 525,000	\$ -	\$ -	\$ 650,000
PROJECT FUNDING								
Highway User Revenue				125,000	525,000			650,000
Lease/Purchase								0
Grant								0
Developer Contribution								0
Other								0
Unfunded								0
Total Project Funding	\$ -	\$ -	\$ -	\$ 125,000	\$ 525,000	\$ -	\$ -	\$ 650,000

Notes:

**Town of Florence
Major Capital Projects
Multi-Year**

T35

FUND AND NUMBER: 012-566-507
PROJECT TITLE Main Street Extension Phase II

PROJECT DESCRIPTION:
Planning and feasibility analysis including Traffic Impact Analysis/Forecast for alignment study for access to Florence Central Core

PROJECT BENEFITS:
Conforms to adopted plans, goals, objectives, and policies. An extension to Hunt Highway will provide an alternate entrance and exit to Hunt Highway while providing intermodal transportation alternatives. Enhances public safety. Provides circulation to Town efficiently. Provides another crossing at Gila River. Acquisition of land and bridge crossing analysis, and verified growth analysis is critical to identifying project limitations.

	Budget FY 10/11	Projected FY 10/11	Budget FY 11/12	Future FY 12/13	FY 13/14	FY 14/15	FY 15/16	Total
PROJECT COST								
Needs Assessment								0
Land								0
Construction								0
Equipment								0
Other						400,000		400,000
Total Project cost	\$ -	\$ -	\$ -	\$ -	\$ -	\$ 400,000	\$ -	\$ 400,000
PROJECT FUNDING								
Highway User Revenue						400,000		400,000
Lease/Purchase								0
Grant								0
Developer Contribution								0
Other								0
Unfunded								0
Total Project Funding	\$ -	\$ -	\$ -	\$ -	\$ -	\$ 400,000	\$ -	\$ 400,000

Notes:

**Town of Florence
Major Capital Projects
Multi-Year**

T36

FUND AND NUMBER: 012-566-507
PROJECT TITLE Main Street Extension Phase III

PROJECT DESCRIPTION:
Planning and feasibility analysis including Traffic Impact Analysis/Forecast for alignment study for access to Florence Central Core

PROJECT BENEFITS:
Conforms to adopted plans, goals, objectives, and policies. An extension to Hunt Highway will provide an alternate entrance and exit to Hunt Highway while providing intermodal transportation alternatives. Enhances public safety. Provides circulation to Town efficiently. Provides another crossing at Gila River. Acquisition of land and bridge crossing analysis, and verified growth analysis is critical to identifying project limitations.

	Budget FY 10/11	Projected FY 10/11	Budget FY 11/12	Future FY 12/13	FY 13/14	FY 14/15	FY 15/16	Total
PROJECT COST								
Needs Assessment								0
Land								0
Construction							4,000,000	4,000,000
Equipment								0
Other								0
Total Project cost	\$ -	\$ -	\$ -	\$ -	\$ -	\$ -	\$ 4,000,000	\$ 4,000,000
PROJECT FUNDING								
Highway User Revenue							4,000,000	4,000,000
Lease/Purchase								0
Grant								0
Developer Contribution								0
Other								0
Unfunded								0
Total Project Funding	\$ -	\$ -	\$ -	\$ -	\$ -	\$ -	\$ 4,000,000	\$ 4,000,000

Notes:

**Town of Florence
Major Capital Projects
Multi-Year**

FUND AND NUMBER: 012-561-507 T-31
PROJECT TITLE Felix Road Street Project

PROJECT DESCRIPTION:
Milling and paving of Felix Road (1 mile)

PROJECT BENEFITS:
Replace or repair existing facilities and equipment

	Budget FY 10/11	Projected FY 10/11	Budget FY 11/12	Future FY 12/13	FY 13/14	FY 14/15	FY 15/16	Total
PROJECT COST								
Needs Assessment								0
Land								0
Construction						1,200,000		1,200,000
Equipment								0
Other						120,000		120,000
Total Project cost	\$ -	\$ -	\$ -	\$ -	\$ -	\$ 1,320,000	\$ -	\$ 1,320,000
PROJECT FUNDING								
Highway User Revenue						120,000		120,000
Lease/Purchase								0
Grant								0
Developer Contribution								0
Other						1,200,000		1,200,000
Unfunded								0
Total Project Funding	\$ -	\$ -	\$ -	\$ -	\$ -	\$ 1,320,000	\$ -	\$ 1,320,000

Notes:

**Town of Florence
Major Capital Projects
Multi-Year**

FUND AND NUMBER: T-00
PROJECT TITLE East Butte Micro Seal

PROJECT DESCRIPTION:
 Seal the pavement on Butte Avenue from Hwy 79A to Diffin Road (3.86 miles).

PROJECT BENEFITS:
 To prevent degradation or roadway section

	Budget FY 10/11	Projected FY 10/11	Budget FY 11/12	Future FY 12/13	FY 13/14	FY 14/15	FY 15/16	Total
PROJECT COST								
Needs Assessment								0
Land								0
Construction				450,000				450,000
Equipment								0
Other								0
Total Project cost	\$ -	\$ -	\$ -	\$ 450,000	\$ -	\$ -	\$ -	\$ 450,000
PROJECT FUNDING								
Highway User Revenue				450,000				450,000
Lease/Purchase								0
Grant								0
Developer Contribution								0
Other								0
Unfunded								0
Total Project Funding	\$ -	\$ -	\$ -	\$ 450,000	\$ -	\$ -	\$ -	\$ 450,000

Notes:

Funding Sources

Impact Fees	\$ -
HURF	\$ 45,000
ADOT	\$ -
County	\$ -

**Town of Florence
Major Capital Projects
Multi-Year**

FUND AND NUMBER: Highway User Tax Fund / 12-566-507 T17
PROJECT TITLE Diversion Dam Road Improvements

PROJECT DESCRIPTION:
 This project will improve Diversion Dam Road From Highway 79, East 500 feet to the road that goes to the Pinal County Complex.

PROJECT BENEFITS:
 Diversion Dam Road is a narrow (27') two lane paved road. The pavement consists of several layers of chip seal on native material. Because of the growth near the intersection of Diversion Dam and Highway 79, the pavement is failing. The increased amount of traffic is also causing traffic congestion in the area which will get worse as the two new businesses in the area get built. The road improvement project will engineer and construct a new road that will handle the demands of the growth in the area.

	Budget FY 10/11	Projected FY 10/11	Budget FY 11/12	Future FY 12/13	FY 13/14	FY 14/15	FY 15/16	Total
PROJECT COST								
Needs Assessment		\$ 50,000						\$ 50,000
Land								\$ -
Construction	665,000		350,000	784,000				\$ 1,134,000
Equipment								\$ -
Other Eng			\$ -					\$ -
Total Project cost	\$ 665,000	\$ 50,000	\$ 350,000	\$ 784,000	\$ -	\$ -	\$ -	\$ 1,184,000
PROJECT FUNDING								
Highway User Revenue	\$ -							\$ -
Lease/Purchase								\$ -
Grant	\$ 665,000	\$ 50,000	\$ 350,000	\$ 784,000				\$ 1,184,000
Developer Contribution								\$ -
Other								\$ -
Unfunded								\$ -
Total Project Funding	\$ 665,000	\$ 50,000	\$ 350,000	\$ 784,000	\$ -	\$ -	\$ -	\$ 1,184,000

Notes: Set to be compl

**Town of Florence
Major Capital Projects
Multi-Year**

FUND AND NUMBER: T-02
PROJECT TITLE Plant Road

PROJECT DESCRIPTION:
 Provide a paved access from Butte to Adamsville Rd

PROJECT BENEFITS:
 Expand capacity of existing service level/facility

	Budget FY 10/11	Projected FY 10/11	Budget FY 11/12	Future FY 12/13	FY 13/14	FY 14/15	FY 15/16	Total
PROJECT COST								
Needs Assessment								0
Land								0
Construction				600,000				600,000
Equipment								0
Other								0
Total Project cost	\$ -	\$ -	\$ -	\$ 600,000	\$ -	\$ -	\$ -	\$ 600,000
PROJECT FUNDING								
Highway User Revenue				600,000				600,000
Lease/Purchase								0
Grant								0
Developer Contribution								0
Other								0
Unfunded								0
Total Project Funding	\$ -	\$ -	\$ -	\$ 600,000	\$ -	\$ -	\$ -	\$ 600,000

**Town of Florence
Major Capital Projects
Multi-Year**

T-32

FUND AND NUMBER: 012-566-507

PROJECT TITLE Adamsville Road 3/4 Mile Extension to Plant Road

PROJECT DESCRIPTION:

Improve 4-lane road improvements from JD Center to Plant Rd

PROJECT BENEFITS:

Expand capacity of existing service level/facility and alleviates substandard conditions of deficiencies

	Budget FY 10/11	Projected FY 10/11	Budget FY 11/12	Future FY 12/13	FY 13/14	FY 14/15	FY 15/16	Total
PROJECT COST								
Needs Assessment						225,000		225,000
Land								0
Construction							2,100,000	2,100,000
Equipment								0
Other								0
Total Project cost	\$ -	\$ -	\$ -	\$ -	\$ -	\$ 225,000	\$ 2,100,000	\$ 2,325,000
PROJECT FUNDING								
Highway User Revenue						225,000	2,100,000	2,325,000
Lease/Purchase								0
Grant								0
Developer Contribution								0
Other								0
Unfunded								0
Total Project Funding	\$ -	\$ -	\$ -	\$ -	\$ -	\$ 225,000	\$ 2,100,000	\$ 2,325,000

Notes:

**Town of Florence
Major Capital Projects
Multi-Year**

FUND AND NUMBER: T10 & T11
PROJECT TITLE STREET IMPROVEMENT - FLORENCE (Previously known as Curb and Gutter Proj.)

PROJECT DESCRIPTION:
 This project will install curb, gutter, sidewalk, new pavement, and improve stormwater drainage in the project area.

PROJECT BENEFITS:
 This benefit will install curb, gutter, sidewalk, and new pavement in areas that have only pavement constructed from chip sealed dirt. Then improvement will beautify the Town as well as improve stormwater drainage and provide a safe pedestrian walkway.

	Budget FY 10/11	Projected FY 10/11	Budget FY 11/12	Future FY 12/13	FY 13/14	FY 14/15	FY 15/16	Total
PROJECT COST								
Needs Assessment								0
Land								0
Construction	1,740,000	0	1,840,000	2,000,000				3,840,000
Equipment								0
Other ENG								0
Total Project cost	\$ 1,740,000	\$ -	\$ 1,840,000	\$ 2,000,000	\$ -			\$ 3,840,000
PROJECT FUNDING								
Highway User Revenue	1,740,000	0	1,840,000	2,000,000				3,840,000
Lease/Purchase								0
Grant								0
Developer Contribution								0
Other								0
Unfunded								0
Total Project Funding	\$ 1,740,000	\$ -	\$ 1,840,000	\$ 2,000,000	\$ -			\$ 3,840,000

Notes:

Phase I - bounded on the North by Stewart St, the South by Florence Heights, the West by Main Street, and on the East by Highway 79.

Phase II - bounded on the North by Adamsville Rd, the South by the High School, the East by Main Street, and the West by Juvenile Detention Center.

TIGER GRANT

**Town of Florence
Major Capital Projects
Multi-Year**

FUND AND NUMBER: 012-561-507

T-8

PROJECT TITLE STREET IMPROVEMENT - FLORENCE GARDENS Phase 4

PROJECT DESCRIPTION:

Install curb, gutter, and new pavement and improve storm water drainage in the project areas.
Total of two (2) phases

PROJECT BENEFITS:

Improves quality of life and has public support; conforms to adopted plans, goals, objectives, and policies.

	Budget FY 10/11	Projected FY 10/11	Budget FY 11/12	Future FY 12/13	FY 13/14	FY 14/15	FY 15/16	Total
PROJECT COST								
Needs Assessment								0
Lease/Purchase								0
Construction					1,365,000			1,365,000
Equipment								0
Other				225,000				225,000
Total Project cost	\$ -	\$ -	\$ -	\$ 225,000	\$ 1,365,000	\$ -	\$ -	\$ 1,590,000
PROJECT FUNDING								
Highway User Revenue				225,000	1,365,000			1,590,000
Lease/Purchase								0
Grant								0
Developer Contribution								0
Other								0
Unfunded								0
Total Project Funding	\$ -	\$ -	\$ -	\$ 225,000	\$ 1,365,000	\$ -	\$ -	\$ 1,590,000

Notes:

**Town of Florence
Major Capital Projects
Multi-Year**

FUND AND NUMBER: 012-561-507 T-9
 PROJECT TITLE STREET IMPROVEMENT - FLORENCE GARDENS Phase 5

PROJECT DESCRIPTION:
 Install curb, gutter, and new pavement and improve storm water drainage in the project areas.
 Total of two (2) phases

PROJECT BENEFITS:
 Improves quality of life and has public support, conforms to adopted plans, goals, objectives, and policies.

	Budget FY 10/11	Projected FY 10/11	Budget FY 11/12	Future FY 12/13	FY 13/14	FY 14/15	FY 15/16	Total
PROJECT COST								
Needs Assessment								0
Land								0
Construction						1,780,000		1,780,000
Equipment								0
Other								0
Total Project cost	\$ -	\$ -	\$ -	\$ -	\$ -	\$ 1,780,000	\$ -	\$ 1,780,000
PROJECT FUNDING								
Highway User Revenue						1,780,000		1,780,000
Lease/Purchase								0
Grant								0
Developer Contribution								0
Other								0
Unfunded								0
Total Project Funding	\$ -	\$ -	\$ -	\$ -	\$ -	\$ 1,780,000	\$ -	\$ 1,780,000

Notes:

**Town of Florence
Major Capital Projects
Multi-Year**

FUND AND NUMBER: 012-561-507 T39
PROJECT TITLE Main Street Improvement (Butte to 1st)

PROJECT DESCRIPTION:
Main Street reconstruction from Butte to 1st Street (6000 ft)

PROJECT BENEFITS:
Replace or repair existing facilities or equipment

	Budget FY 10/11	Projected FY 10/11	Budget FY 11/12	Future FY 12/13	FY 13/14	FY 14/15	FY 15/16	Total
PROJECT COST								
Needs Assessment					275,000			275,000
Land								0
Construction	293,000	30,000	293,000			1,800,000		2,123,000
Equipment								0
Other		15,000						15,000
Total Project cost	\$ 293,000	\$ 45,000	\$ 293,000	\$ -	\$ 275,000	\$ 1,800,000	\$ -	\$ 2,413,000
PROJECT FUNDING								
Highway User Revenue	293,000	45,000	293,000		275,000	1,800,000		2,413,000
Lease/Purchase								0
Grant								0
Developer Contribution								0
Other								0
Unfunded								0
Total Project Funding	\$ 293,000	\$ 45,000	\$ 293,000	\$ -	\$ 275,000	\$ 1,800,000	\$ -	\$2,413,000

Notes:
Possible SSP Grant

**Town of Florence
Major Capital Projects
Multi-Year**

T40

FUND AND NUMBER: 012-561-507
PROJECT TITLE Street Improvements-Ruggles

PROJECT DESCRIPTION:
Reconstruct Ruggles from SH 79 to Main/Willow (7500 ft)

PROJECT BENEFITS:
Replace or repair existing facilities or equipment

	Budget FY 10/11	Projected FY 10/11	Budget FY 11/12	Future FY 12/13	FY 13/14	FY 14/15	FY 15/16	Total
PROJECT COST								
Needs Assessment						225,000		225,000
Land								0
Construction							1,440,000	1,440,000
Equipment								0
Other								0
Total Project cost	\$ -	\$ -	\$ -	\$ -	\$ -	\$ 225,000	\$ 1,440,000	\$ 1,665,000
PROJECT FUNDING								
Highway User Revenue						225,000	1,440,000	1,665,000
Lease/Purchase								0
Grant								0
Developer Contribution								0
Other								0
Unfunded								0
Total Project Funding	\$ -	\$ -	\$ -	\$ -	\$ -	\$ 225,000	\$ 1,440,000	\$ 1,665,000

Notes:

**Town of Florence
Major Capital Projects
Multi-Year**

FUND AND NUMBER: Highway User Tax Fund / 12-561-507

T-34

PROJECT TITLE Street Extensions

PROJECT DESCRIPTION:

Possible Construction of Arterial Street Extension

PROJECT BENEFITS:

Control drainage, erosion, provide clear definitions to properties.
This will improve neighborhood and clean up efforts.

	Budget FY 10/11	Projected FY 10/11	Budget FY 11/12	Future FY 12/13	FY 13/14	FY 14/15	FY 15/16	Total
PROJECT COST								
Needs Assessment				30,000				30,000
Land								0
Construction						1,610,000	1,880,000	3,490,000
Equipment								0
Other ENG					240,000			240,000
Total Project cost	\$ -	\$ -	\$ -	\$ 30,000	\$ 240,000	\$ 1,610,000	\$ 1,880,000	\$ 3,760,000
PROJECT FUNDING								
Highway User Revenue				30,000	240,000	1,610,000	1,880,000	3,760,000
Lease/Purchase								0
Grant (SCIP)								0
Developer Cont. (ADOC)								0
Other (Impact Fees)								0
Unfunded								0
Total Project Funding	\$ -	\$ -	\$ -	\$ 30,000	\$ 240,000	\$ 1,610,000	\$ 1,880,000	\$ 3,760,000

Notes:

Providing Residential Arterial Street Extension

**Town of Florence
Major Capital Projects
Multi-Year**

T28

FUND AND NUMBER: 012-566-507
PROJECT TITLE Signalization for Streets

PROJECT DESCRIPTION:
Procurement of new signalization

PROJECT BENEFITS:
Expand capacity of existing service level/facility. Alleviates substandard conditions of deficiencies.

	Budget FY 10/11	Projected FY 10/11	Budget FY 11/12	Future FY 12/13	FY 13/14	FY 14/15	FY 15/16	Total
PROJECT COST								
Needs Assessment								0
Construction								0
Equipment			275,000	550,000	550,000	600,000	325,000	2,300,000
Other								0
Total Project cost	\$ -	\$ -	\$ 275,000	\$ 550,000	\$ 550,000	\$ 600,000	\$ 325,000	\$ 2,300,000
PROJECT FUNDING								
Highway User Revenue								0
Lease/Purchase								0
Grant								0
Developer Contribution								0
Other			275,000	550,000	550,000	600,000	325,000	2,300,000
Unfunded								0
Total Project Funding	\$ -	\$ -	\$ 275,000	\$ 550,000	\$ 550,000	\$ 600,000	\$ 325,000	\$ 2,300,000

Notes:

**Town of Florence
Major Capital Projects
Multi-Year**

T-41

FUND AND NUMBER: 012-566-507
PROJECT TITLE Pinal St Drainage (Butte to Ruggles Ditch)

PROJECT DESCRIPTION:
Provide storm drainage for area from Butte to 1st and eliminate most flow from main St.

PROJECT BENEFITS:

	Budget FY 10/11	Projected FY 10/11	Budget FY 11/12	Future FY 12/13	FY 13/14	FY 14/15	FY 15/16	Total
PROJECT COST								
Needs Assessment				125,000				125,000
Construction					525,000			525,000
Equipment								0
Other								0
Total Project cost	\$ -	\$ -	\$ -	\$ 125,000	\$ 525,000	\$ -	\$ -	\$ 650,000
PROJECT FUNDING								
Highway User Revenue				125,000	525,000			650,000
Lease/Purchase								0
Grant								0
Developer Contribution								0
Other								0
Unfunded								0
Total Project Funding	\$ -	\$ -	\$ -	\$ 125,000	\$ 525,000	\$ -	\$ -	\$ 650,000

Notes:

**Town of Florence
Major Capital Projects
Multi-Year**

T35

FUND AND NUMBER: 012-566-507
PROJECT TITLE Main Street Extension Phase II

PROJECT DESCRIPTION:
Planning and feasibility analysis including Traffic Impact Analysis/Forecast for alignment study for access to Florence Central Core

PROJECT BENEFITS:
Conforms to adopted plans, goals, objectives, and policies. An extension to Hunt Highway will provide an alternate entrance and exit to Hunt Highway while providing intermodal transportation alternatives. Enhances public safety. Provides circulation to Town efficiently. Provides another crossing at Gila River. Acquisition of land and bridge crossing analysis, and verified growth analysis is critical to identifying project limitations.

	Budget FY 10/11	Projected FY 10/11	Budget FY 11/12	Future FY 12/13	FY 13/14	FY 14/15	FY 15/16	Total
PROJECT COST								
Needs Assessment								0
Land								0
Construction								0
Equipment								0
Other						400,000		400,000
Total Project cost	\$ -	\$ -	\$ -	\$ -	\$ -	\$ 400,000	\$ -	\$ 400,000
PROJECT FUNDING								
Highway User Revenue						400,000		400,000
Lease/Purchase								0
Grant								0
Developer Contribution								0
Other								0
Unfunded								0
Total Project Funding	\$ -	\$ -	\$ -	\$ -	\$ -	\$ 400,000	\$ -	\$ 400,000

Notes:

**Town of Florence
Major Capital Projects
Multi-Year**

T36

FUND AND NUMBER: 012-566-507
PROJECT TITLE Main Street Extension Phase III

PROJECT DESCRIPTION:
Planning and feasibility analysis including Traffic Impact Analysis/Forecast for alignment study for access to Florence Central Core

PROJECT BENEFITS:
Conforms to adopted plans, goals, objectives, and policies. An extension to Hunt Highway will provide an alternate entrance and exit to Hunt Highway while providing intermodal transportation alternatives. Enhances public safety. Provides circulation to Town efficiently. Provides another crossing at Gila River. Acquisition of land and bridge crossing analysis, and verified growth analysis is critical to identifying project limitations.

	Budget FY 10/11	Projected FY 10/11	Budget FY 11/12	Future FY 12/13	FY 13/14	FY 14/15	FY 15/16	Total
PROJECT COST								
Needs Assessment								0
Land								0
Construction							4,000,000	4,000,000
Equipment								0
Other								0
Total Project cost	\$ -	\$ -	\$ -	\$ -	\$ -	\$ -	\$ 4,000,000	\$ 4,000,000
PROJECT FUNDING								
Highway User Revenue							4,000,000	4,000,000
Lease/Purchase								0
Grant								0
Developer Contribution								0
Other								0
Unfunded								0
Total Project Funding	\$ -	\$ -	\$ -	\$ -	\$ -	\$ -	\$ 4,000,000	\$ 4,000,000

Notes:

**Town of Florence
Major Capital Projects
Multi-Year**

FUND AND NUMBER: 012-561-507 T-31
PROJECT TITLE Felix Road Street Project

PROJECT DESCRIPTION:
Milling and paving of Felix Road (1 mile)

PROJECT BENEFITS:
Replace or repair existing facilities and equipment

	Budget FY 10/11	Projected FY 10/11	Budget FY 11/12	Future FY 12/13	FY 13/14	FY 14/15	FY 15/16	Total
PROJECT COST								
Needs Assessment								0
Land								0
Construction						1,200,000		1,200,000
Equipment								0
Other						120,000		120,000
Total Project cost	\$ -	\$ -	\$ -	\$ -	\$ -	\$ 1,320,000	\$ -	\$ 1,320,000
PROJECT FUNDING								
Highway User Revenue						120,000		120,000
Lease/Purchase								0
Grant								0
Developer Contribution								0
Other						1,200,000		1,200,000
Unfunded								0
Total Project Funding	\$ -	\$ -	\$ -	\$ -	\$ -	\$ 1,320,000	\$ -	\$ 1,320,000

Notes:

**Town of Florence
Major Capital Projects
Multi-Year**

FUND AND NUMBER: T-00
PROJECT TITLE: East Butte Micro Seal

PROJECT DESCRIPTION:
 Seal the pavement on Butte Avenue from Hwy 79A to Diffin Road (3.86 miles).

PROJECT BENEFITS:
 To prevent degradation or roadway section

	Budget FY 10/11	Projected FY 10/11	Budget FY 11/12	Future FY 12/13	FY 13/14	FY 14/15	FY 15/16	Total
PROJECT COST								
Needs Assessment								0
Land								0
Construction				450,000				450,000
Equipment								0
Other								0
Total Project cost	\$ -	\$ -	\$ -	\$ 450,000	\$ -	\$ -	\$ -	\$ 450,000
PROJECT FUNDING								
Highway User Revenue				450,000				450,000
Lease/Purchase								0
Grant								0
Developer Contribution								0
Other								0
Unfunded								0
Total Project Funding	\$ -	\$ -	\$ -	\$ 450,000	\$ -	\$ -	\$ -	\$ 450,000

Notes:

Funding Sources

Impact Fees	\$ -
HURF	\$ 45,000
ADOT	\$ -
County	\$ -

**Town of Florence
Major Capital Projects
Multi-Year**

FUND AND NUMBER: Highway User Tax Fund / 12-566-507 T17
PROJECT TITLE Diversion Dam Road Improvements

PROJECT DESCRIPTION:
 This project will improve Diversion Dam Road From Highway 79, East 500 feet to the road that goes to the Pinal County Complex.

PROJECT BENEFITS:
 Diversion Dam Road is a narrow (27') two lane paved road. The pavement consists of several layers of chip seal on native material. Because of the growth near the intersection of Diversion Dam and Highway 79, the pavement is failing. The increased amount of traffic is also causing traffic congestion in the area which will get worse as the two new businesses in the area get built. The road improvement project will engineer and construct a new road that will handle the demands of the growth in the area.

	Budget FY 10/11	Projected FY 10/11	Budget FY 11/12	Future FY 12/13	FY 13/14	FY 14/15	FY 15/16	Total
PROJECT COST								
Needs Assessment		\$ 50,000						\$ 50,000
Land								\$ -
Construction	665,000		350,000	784,000				\$ 1,134,000
Equipment								\$ -
Other Eng			\$ -					\$ -
Total Project cost	\$ 665,000	\$ 50,000	\$ 350,000	\$ 784,000	\$ -	\$ -	\$ -	\$ 1,184,000
PROJECT FUNDING								
Highway User Revenue	\$ -							\$ -
Lease/Purchase								\$ -
Grant	\$ 665,000	\$ 50,000	\$ 350,000	\$ 784,000				\$ 1,184,000
Developer Contribution								\$ -
Other								\$ -
Unfunded								\$ -
Total Project Funding	\$ 665,000	\$ 50,000	\$ 350,000	\$ 784,000	\$ -	\$ -	\$ -	\$ 1,184,000

Notes: Set to be compl

**Town of Florence
Major Capital Projects
Multi-Year**

FUND AND NUMBER: T-02
PROJECT TITLE **Plant Road**

PROJECT DESCRIPTION:
Provide a paved access from Butte to Adamsville Rd

PROJECT BENEFITS:
Expand capacity of existing service level/facility

	Budget FY 10/11	Projected FY 10/11	Budget FY 11/12	Future FY 12/13	FY 13/14	FY 14/15	FY 15/16	Total
PROJECT COST								
Needs Assessment								0
Land								0
Construction				600,000				600,000
Equipment								0
Other								0
Total Project cost	\$ -	\$ -	\$ -	\$ 600,000	\$ -	\$ -	\$ -	\$ 600,000
PROJECT FUNDING								
Highway User Revenue				600,000				600,000
Lease/Purchase								0
Grant								0
Developer Contribution								0
Other								0
Unfunded								0
Total Project Funding	\$ -	\$ -	\$ -	\$ 600,000	\$ -	\$ -	\$ -	\$ 600,000

**Town of Florence
Major Capital Projects
Multi-Year**

T-32

FUND AND NUMBER: 012-566-507
PROJECT TITLE Adamsville Road 3/4 Mile Extension to Plant Road

PROJECT DESCRIPTION:
Improve 4-lane road improvements from JD Center to Plant Rd

PROJECT BENEFITS:
Expand capacity of existing service level/facility and alleviates substandard conditions of deficiencies

	Budget FY 10/11	Projected FY 10/11	Budget FY 11/12	Future FY 12/13	FY 13/14	FY 14/15	FY 15/16	Total
PROJECT COST								
Needs Assessment						225,000		225,000
Land								0
Construction							2,100,000	2,100,000
Equipment								0
Other								0
Total Project cost	\$ -	\$ -	\$ -	\$ -	\$ -	\$ 225,000	\$ 2,100,000	\$ 2,325,000
PROJECT FUNDING								
Highway User Revenue						225,000	2,100,000	2,325,000
Lease/Purchase								0
Grant								0
Developer Contribution								0
Other								0
Unfunded								0
Total Project Funding	\$ -	\$ -	\$ -	\$ -	\$ -	\$ 225,000	\$ 2,100,000	\$ 2,325,000

Notes:

**Town of Florence
Major Capital Projects
Multi-Year**

U-01

FUND AND NUMBER: 012-566-507

PROJECT TITLE Storm Water Master Plan

PROJECT DESCRIPTION:

Provide a storm water master plan

PROJECT BENEFITS:

Alleviate drainage problems; Improves quality of life; Design tool for private developers

	Budget FY 10/11	Projected FY 10/11	Budget FY 11/12	Future FY 12/13	FY 13/14	FY 14/15	FY 15/16	Total
PROJECT COST								
Needs Assessment	50,000		50,000					50,000
Land								0
Construction								0
Equipment								0
Other								0
Total Project cost	\$ 50,000	\$ -	\$ 50,000	\$ -	\$ -	\$ -	\$ -	\$ 50,000
PROJECT FUNDING								
Highway User Revenue	50,000		50,000					50,000
Lease/Purchase								0
Grant								0
Developer Contribution								0
Other								0
Unfunded								0
Total Project Funding	\$ 50,000	\$ -	\$ 50,000	\$ -	\$ -	\$ -	\$ -	\$ 50,000

Notes:

**Town of Florence
Major Capital Projects
Multi-Year**

U-02

FUND AND NUMBER: 012-566-507

PROJECT TITLE Storm Water Utility

PROJECT DESCRIPTION:

Storm water utility projects

PROJECT BENEFITS:

Provide utilities to address storm water off-of property for compliance with EPA's Phase II storm water plan.

	Budget FY 10/11	Projected FY 10/11	Budget FY 11/12	Future FY 12/13	FY 13/14	FY 14/15	FY 15/16	Total
PROJECT COST								
Needs Assessment				45,000				45,000
Land								0
Construction					265,000			265,000
Equipment								0
Other								0
Total Project cost	\$ -	\$ -	\$ -	\$ 45,000	\$ 265,000	\$ -	\$ -	\$ 310,000
PROJECT FUNDING								
Highway User Revenue								0
Lease/Purchase								0
Grant								0
Developer Contribution								0
Other				45,000	265,000			310,000
Unfunded								0
Total Project Funding	\$ -	\$ -	\$ -	\$ 45,000	\$ 265,000	\$ -	\$ -	\$ 310,000

Notes:

**Town of Florence
Major Capital Projects
Multi-Year**

FUND AND NUMBER: 012-561-507

T-44

PROJECT TITLE Hunt HWY (Phase III to County Line)

PROJECT DESCRIPTION:

Overlay existing roadway from Phase III of Hunt HWY south to County Line

PROJECT BENEFITS:

	Budget FY 10/11	Projected FY 10/11	Budget FY 11/12	Future FY 12/13	FY 13/14	FY 14/15	FY 15/16	Total
PROJECT COST								0
Needs Assessment								0
Land								0
Construction			72,000					72,000
Equipment								0
Other								0
Total Project cost	\$ -	\$ -	\$ 72,000	\$ -	\$ -	\$ -	\$ -	\$ 72,000
PROJECT FUNDING								0
Highway User Revenue			72,000					72,000
Lease/Purchase								0
Grant								0
Developer Contribution								0
Other								0
Unfunded								0
Total Project Funding	\$ -	\$ -	\$ 72,000	\$ -	\$ -	\$ -	\$ -	\$ 72,000

Notes:

**Town of Florence
Major Capital Projects
Multi-Year**

FUND AND NUMBER: 012-561-507

T-42

PROJECT TITLE Attaway Road (Hunt to Palmer)

PROJECT DESCRIPTION:

Reconstruct Attaway Road to provide minimum of 10 year life span

PROJECT BENEFITS:

	Budget FY 10/11	Projected FY 10/11	Budget FY 11/12	Future FY 12/13	FY 13/14	FY 14/15	FY 15/16	Total
PROJECT COST								0
Needs Assessment								0
Land								0
Construction	385,000	385,000						385,000
Equipment								0
Other								0
Total Project cost	\$ 385,000	\$ 385,000	\$ -	\$ -	\$ -	\$ -	\$ -	\$ 385,000
PROJECT FUNDING								0
Highway User Revenue	385,000	385,000						385,000
Lease/Purchase								0
Grant								0
Developer Contribution								0
Other								0
Unfunded								0
Total Project Funding	\$ 385,000	\$ 385,000	\$ -	\$ -	\$ -	\$ -	\$ -	\$ 385,000

Notes:

**Town of Florence
Major Capital Projects
Multi-Year**

FUND AND NUMBER: 012-561-507 **T-38**
PROJECT TITLE Felix Road Street Project

PROJECT DESCRIPTION:
 Arizona Farms Road to Heritage Road Overlayment (5 Year)

PROJECT BENEFITS:
 Replace or repair existing facilities and equipment

	Budget FY 10/11	Projected FY 10/11	Budget FY 11/12	Future FY 12/13	FY 13/14	FY 14/15	FY 15/16	Total
PROJECT COST								
Needs Assessment								0
Land								0
Construction	285,000	285,000						285,000
Equipment								0
Other								0
Total Project cost	\$ 285,000	\$ 285,000	\$ -	\$ -	\$ -	\$ -	\$ -	\$ 285,000
PROJECT FUNDING								
Highway User Revenue	285,000	285,000						285,000
Lease/Purchase								0
Grant								0
Developer Contribution								0
Other								0
Unfunded								0
Total Project Funding	\$ 285,000	\$ 285,000	\$ -	\$ -	\$ -	\$ -	\$ -	\$ 285,000

Notes:

**Town of Florence
Major Capital Projects
Multi-Year**

T-43

FUND AND NUMBER: 012-561-507

PROJECT TITLE **Hunt Hwy (Overlay Hunt to County Line)**

PROJECT DESCRIPTION:

Overlay existing roadway from Attaway westerly to County Line

PROJECT BENEFITS:

	Budget FY 10/11	Projected FY 10/11	Budget FY 11/12	Future FY 12/13	FY 13/14	FY 14/15	FY 15/16	Total
PROJECT COST								0
Needs Assessment								0
Land								0
Construction	80,000	80,000						80,000
Equipment								0
Other								0
Total Project cost	\$ 80,000	\$ 80,000	\$ -	\$ -	\$ -	\$ -	\$ -	\$ 80,000
PROJECT FUNDING								0
Highway User Revenue	80,000	80,000						80,000
Lease/Purchase								0
Grant								0
Developer Contribution								0
Other								0
Unfunded								0
Total Project Funding	\$ 80,000	\$ 80,000	\$ -	\$ -	\$ -	\$ -	\$ -	\$ 80,000

Notes:

**Town of Florence
Major Capital Projects
Multi-Year**

FUND AND NUMBER: T-14

PROJECT TITLE Roundabout or intersection improvement at SH79B and SH287 Intersection

PROJECT DESCRIPTION:

PROJECT BENEFITS:

The intersection at SH 287 and SH79 needs to have an existing hazard eliminated due to conflicting turns, eliminate congestion during peak flows and provide a continuous safe flow and traffic.

	Budget FY 10/11	Projected FY 10/11	Budget FY 11/12	Future FY 12/13	FY 13/14	FY 14/15	FY 15/16	Total
PROJECT COST								
Needs Assessment	100,000	0	100,000					100,000
Land								0
Construction					1,650,000			1,650,000
Equipment								0
Other				250,000				250,000
Total Project cost	\$ 100,000	\$ -	\$ 100,000	\$ 250,000	\$ 1,650,000	\$ -	\$ -	\$ 2,000,000
PROJECT FUNDING								
Highway User Revenue								0
Lease/Purchase								0
Grant								0
Developer Contribution								0
Other	100,000		100,000	250,000	1,650,000			2,000,000
Unfunded								0
Total Project Funding	\$ 100,000	\$ -	\$ 100,000	\$ 250,000	\$ 1,650,000	\$ -	\$ -	\$ 2,000,000

Notes:

Funding Sources

Impact Fees \$ 500,000
HURF \$ 500,000
ADOT \$ 500,000 Probable
County \$ 500,000 Questionable, if not, impact fees

**Town of Florence
Major Capital Projects
Multi-Year**

FUND AND NUMBER: 12-566-507

PROJECT TITLE Gila River Crossing

PROJECT DESCRIPTION: T-13

Gila River Crossing

PROJECT BENEFITS:

Bicycle & vehicular access to Town Hall, Post Office & Downtown Main other than Highway 79.
This will also add access to railroad terminal and bike path.

	Budget FY 10/11	Projected FY 10/11	Budget FY 11/12	Future FY 12/13	FY 13/14	FY 14/15	FY 15/16	Total
PROJECT COST								
Needs Assessment				275,000				275,000
Land								0
Construction								0
Equipment								0
Other					375,000			375,000
Total Project cost	\$ -	\$ -	\$ -	\$ 275,000	\$ 375,000			\$ 650,000
PROJECT FUNDING								
Highway User Revenue				275,000	375,000			650,000
Lease/Purchase								0
Grant								0
Developer Contribution								0
Other								0
Unfunded								0
Total Project Funding	\$ -	\$ -	\$ -	\$ 275,000	\$ 375,000			\$ 650,000

Notes:

**Town of Florence
Major Capital Projects
Multi-Year**

FUND AND NUMBER: 012-566-507

T-12

PROJECT TITLE Kelvin Highway Bridge Replacement

PROJECT DESCRIPTION:

Realign old Kelvin Highway at the CAP and SCIP canals and build two (2) new bridges. The bridge over the SCIP canal has restricted load limits condemned for years and has a dangerous approach. This project will eliminate both problems.

PROJECT BENEFITS:

see attached.

	Budget FY 10/11	Projected FY 10/11	Budget FY 11/12	Future FY 12/13	FY 13/14	FY 14/15	FY 15/16	Total
PROJECT COST								
Needs Assessment					45,000			45,000
Land								0
Construction								0
Equipment								0
Other						45,000	4,425,000	4,470,000
Total Project cost	\$ -	\$ -	\$ -	\$ -	\$ 45,000	\$ 45,000	\$ 4,425,000	\$ 4,515,000
PROJECT FUNDING								
Highway User Revenue								0
Lease/Purchase								0
Grant								0
Developer Contribution								0
Other: ADOT					45,000	45,000	4,425,000	4,515,000
Unfunded								0
Total Project Funding	\$ -	\$ -	\$ -	\$ -	\$ 45,000	\$ 45,000	\$ 4,425,000	\$ 4,515,000

Notes:

**Town of Florence
Other Special Revenue
Fiscal Year 2011-2012**

Fund#	Fund Description	June 30, 2010 Actual Fund Balance	2010-2011 Projected Revenue	2010-2011 Projected Expense	June 30, 2011 Projected Fund Balance	2011-2012 Projected Revenue	2010-2011 Projected Expense	June 30, 2012 Projected Fund Balance
504	Emergency Services Subsidy	223,639	1,600	32,595	192,644	1,000	193,644	0
515	Economic Development Fund	142,993	1,000	84,417	59,576	500	60,076	0
516	Redevelopment Commission	1,002	4	1,006	(0)	0	0	(0)
523	Revolving Loan Fund	350,658	2,500	7,500	345,658	2,500	348,000	158
524	Government Access Channel	29,897	6,250	1,500	34,447	300	34,747	0
532	Judicial Collections Enhancement Fun	24,465	3,140	2,000	25,605	3,200	2,000	26,805
534	High school House Fund	44,736	222	44,958	0	0	0	0
540	Fill the Gap	4,851	960	4,010	1,801	1,060	2,861	(0)
542	Computer Automation Fund	343	2	344	0	0	0	0
543	Downtown Redevelopment Fund	18,385	2,470	0	20,855	1,600	20,000	2,455
550	Southwest Gas Capital Expenditure Fund	40,790	51,600	66,571	25,819	53,000	53,000	25,819
554	Employee Incentive Fund	2,934	863	3,797	0	0	0	0
556	Senior Donation Fund	10,204	2,600	12,804	0	0	0	0
565	Library Building Fund	895	4	899	0	0	0	0
566	Impound Fund	4,872	1,385	390	5,867	2,035	5,000	2,902
567	Fire Department Donation Fund	101	0	101	(0)			(0)
572	Historical Advisory Commission	2	301	303	(0)			(0)
573	Library Gifts Fund	27,295	200	27,495	(0)	0	0	(0)
575	Police Donation Fund	886	708	1,594	(0)			(0)
576	Recreation Donations Fund	21,442	125	21,567	0	0	0	0
300	Street Light Improvement District #1	158,099	112,545	34,600	236,044	105,503	85,600	255,947
301	Street Light Improvement District #2	229,107	122,000	36,100	315,007	119,684	86,600	348,091
302	Street Light Improvement District #3	79,343	66,550	23,500	122,393	71,924	24,500	169,817
	Totals	\$1,416,740	\$377,029	\$408,051	\$1,385,718	\$362,306	\$916,028	\$831,996

TOWN OF FLORENCE
Emergency Services Subsidy
Fund 504
Fiscal Year 2011-2012

Revenue Acct. No. / Account Description	Actual 2009-2010	Budgeted 2010-2011	Projected 2010-2011	Budget 2011-2012
Interest				
345-682 Interest Earning	2,253	2,500	1,600	1,000
Miscellaneous				
350-698 Miscellaneous Income	0	0	0	0
Total Community Services Donations	\$2,253	\$2,500	\$1,600	\$1,000

Expenditures Acct. No. / Account Description	Actual 2008-2009	Budgeted 2009-2010	Projected 2009-2010	Budget 2010-2011
Community Development				
506-314 Professional Services	0	0	0	0
506-501 Building Remodeling/Acquisition		0	0	0
506-505 Vehicles		0	13,500	0
506-506 Other Equipment	0	225,000	19,095	193,644
506-621 Operating Transfer Out	0	0	0	0
Total Community Services Donations	\$0	\$225,000	\$32,595	\$193,644

Merrill Ranch Development Agreement
Project: Communications Plan

TOWN OF FLORENCE
Economic Development Fund 515
Fiscal Year 2011-2012

Revenue Acct. No. / Account Description	Actual 2009-2010	Budgeted 2010-2011	Projected 2010-2011	Budget 2011-2012
Revenue				
330-338 Other State Grants	0	0	0	0
Interest				
345-682 Interest Earnings	1,834	1,500	1,000	500
350-693 Grant Repayments	2,400	0	0	0
Transfers				
390-686 Operating Transfers In	0	0	0	0
Total Revenues	\$4,234	\$1,500	\$1,000	\$500

Expenditures Acct. No. / Account Description	Actual 2009-2010	Budgeted 2010-2011	Projected 2010-2011	Budget 2011-2012
Community Development				
506-217 Professional Services	68,400	85,000	83,800	60,076
506-407 Community Promotion Expense	946	59,000	617	0
506-621 Operating Transfer Out	0	0	0	0
Total Expenditures	\$69,346	\$144,000	\$84,417	\$60,076

	2010-2011	2011-2012
Main Street Program & Visitors Center	\$ 85,000	
Other	\$ 59,000	
	<u>\$ 144,000</u>	

TOWN OF FLORENCE
Redevelopment Commission Fund
Fund 516
Fiscal Year 2011-2012

Revenue Acct. No. / Account Description	Actual 2009-2010	Budgeted 2010-2011	Projected 2010-2011	Budget 2011-2012
345-682 Interest Earnings	61	0	0	0
330-686 Operating Transfer		0	4	0
Total Revenue	\$61	\$0	\$4	\$0

Expenditures Acct. No. / Account Description	Actual 2009-2010	Budgeted 2010-2011	Projected 2010-2011	Budget 2011-2012
<i>Community Development</i>				
506-217 Professional Services		0	0	
506-401 Dues and Subscriptions		0	0	0
506-402 Conferences	1,064	0	0	0
506-403 Training		1,000		
506-408 Miscellaneous	0	0	0	
597-621 Operating Transfer Out		0	1,006	
Total Expenditures	\$1,064	\$1,000	\$1,006	\$0

Project

TOWN OF FLORENCE
Revolving Loan Fund
FUND 523
Fiscal Year 2011-2012

Revenue Acct. No. / Account Description	Actual 2009-2010	Budgeted 2010-2011	Projected 2010-2011	Budget 2011-2012
Interest Income				
345-682 Interest Earnings	3,448	3,100	2,500	2,500
Miscellaneous				
350-698 Miscellaneous Revenue	0	0	0	0
Total Revenue	\$3,448	\$3,100	\$2,500	\$2,500

Expenditures Acct. No. / Account Description	Actual 2009-2010	Budgeted 2010-2011	Projected 2010-2011	Budget 2011-2012
Miscellaneous				
545-227 Bank Service Fees	0	0	0	0
545-408 Other Miscellaneous	0	349,000	7,500	344,000
597-621 Operating Transfer Out	0	4,000	0	4,000
Total Expenses	\$0	\$353,000	\$7,500	\$348,000

Uses

Loan Fund	\$344,000
Loan Fund Administrative Costs	\$4,000
	\$348,000

Operating Transfer to General Fund

TOWN OF FLORENCE
Government Access Channel 524
Fiscal Year 2011-2012

Revenue Acct. No. / Account Description	Budgeted 2009-2010	Budget 2010-2011	Projected 2010-2011	Budget 2011-2012
Interest				
345-682 Interest Earnings	314	300	250	300
Miscellaneous				
350-600 PEG Fee	5,696	5,000	6,000	6,000
350-680 Donations	0	0		
Total Government Access Channel	\$6,010	\$5,300	\$6,250	\$6,300

Expenditures Acct. No. / Account Description	Budgeted 2009-2010	Budget 2010-2011	Projected 2010-2011	Budget 2011-2012
Community Development				
506-314 Other	7,760	37,800	1,500	34,747
506-323 Software	0	0		
506-324 Computers/Printers	0	0		
Total Government Access Channel	\$7,760	\$37,800	\$1,500	\$34,747

**TOWN OF FLORENCE
 JUDICIAL COLLECTION ENHANCEMENT FUND
 PROJECT FUND 532
 Fiscal Year 2011-2012**

Revenue Acct. No. / Account Description	Actual 2009-2010	Budgeted 2010-2011	Projected 2010-2011	Budget 2011-2012
345-682 Interest Earnings	226	140	140	200
350-573 JCEF Fee	2,721	3,000	3,000	3,000
355-686 Operating Transfers In	0	0	0	0
Total Expenses	\$2,948	\$3,140	\$3,140	\$3,200

Expenditures Acct. No. / Account Description	Actual 2009-2010	Budgeted 2010-2011	Projected 2010-2011	Budget 2011-2012
Contingencies				
503-231 Lease				600
503-402	0	1,400	1,400	975
503-403	0	600	600	875
595-409 Contingencies	0	0	0	0
Total Expenses	\$0	\$2,000	\$2,000	\$1,850

Project narrative: A.R.S. 12-116 established a \$20.00 Local Judicial Collection Enhancement Fee (JCEF). Seven dollars of this fee is kept in a separate fund. Each court is to submit a plan to the Supreme Court prior to the local entity (court) spending such funds.

**Miscellaneous Personnel Expenses
Fiscal Year 2011-2012**

**Courts
Fund 532**

Employee	Event	Event Location	Event Cost	Conferences, Business Mtgs	Organization Publication	Dues Fees	Total Cost
Magistrate	JUD CONF			700		125	\$825
	MISC TRAIN			275			\$275
JENNIFER	JUD TRAIN		475			25	\$500
JEFFIFER	MISC TRAIN		200				\$200
CLERK	JUD TRAIN		200				\$200
							\$0
							\$0
							\$0
							\$0
							\$0
							\$0
							\$0
							\$0
Totals			\$875	\$975		\$150	\$2,000

TOWN OF FLORENCE
High School House Fund 534
Fiscal Year 2011-2012

Revenue Acct. No. / Account Description	Actual 2009-2010	Budgeted 2010-2011	Projected 2010-2011	Budget 2011-2012
Revenue				
330-338 Other State Grants		0		
Interest				
345-682 Interest Earnings	449	500	222	
350-693 Grant Repayment		0		
350-698 Miscellaneous Revenue		50,000		
Operating Transfers				
355-686 Operating Transfers In	0	0		
Total Revenues	\$449	\$50,500	\$222	\$0

Expenditures Acct. No. / Account Description	Actual 2009-2010	Budgeted 2010-2011	Projected 2010-2011	Budget 2011-2012
Community Development				
506-314 Other	0	0		
506-407 Community Promotion Expense	0	0		
506-408 Other Miscellaneous	0	0	355	
581-500 Land		0		
581-501 Building Improvements	1,406	0		
597-621 Transfer Out		95,190	44,603	
Total Expenditures	\$1,406	\$95,190	\$44,958	\$0

**TOWN OF FLORENCE
FILL THE GAP FUND 540
Fiscal Year 2011-2012**

Revenue Acct. No. / Account Description	Actual 2009-2010	Budgeted 2010-2011	Projected 2010-2011	Budget 2011-2012
Miscellaneous				
341-573 JCEF Fees	1,613	600	900	1,000
Interest Income				
345-682 Interest Earnings	46	50	60	60
Operating Transfers				
355-686 Operating Transfers In	0	0		
Total Expenses	\$1,660	\$650	\$960	\$1,060

Expenditures Acct. No. / Account Description	Actual 2009-2010	Budgeted 2010-2011	Projected 2010-2011	Budget 2011-2012
Contingencies				
503-231 Rental/Lease	2,250	4,010	4,010	2,861
503-402 Conferences		-		
503-403 Training & Development	456	-		
503-409 Contingencies	-	-	-	
Total Expenses	\$2,706	\$4,010	\$4,010	\$2,861

Senate Bill 1013 provides for courts, county attorneys, public defenders and the Attorney General's office to improve criminal case processing. The allocation of the County's portion of this fee is dispersed to the courts. This allocation is to held in a separate fund and accrues interest. Any expenditure in excess of \$2,500 or more must be submitted to the Supreme Court for authorization.

TOWN OF FLORENCE
FUND 542 TOF Computer Automation Fee
Fiscal Year 2011-2012

Revenue Acct. No. / Account Description	Actual 2009-2010	Budgeted 2010-2011	Projected 2010-2011	Budget 2011-2012
Fines & Forfeits				
340-574 Court Automation Education		0	0	0
345-682 Interest Earnings	0	0	2	0
Total Fund	\$0	\$0	\$2	\$0

Expenditure Acct. No. / Account Description	Actual 2009-2010	Budgeted 2010-2011	Projected 2010-2011	Budget 2011-2012
Legal and Courts				
503-217 Professional Services		0	0	
503-314 Other	290	0	235	0
503-402 Conferences				0
503-403 Training and Development	0	0	109	0
503-408 Other Miscellaneous	0	0	0	
Total Fund	\$290	\$0	\$344	\$0

This fee is no longer collected.

Fund use:
 Arizona Supreme Court for computer/printer rentals as required

TOWN OF FLORENCE
Downtown Redevelopment Fund 543
Fiscal Year 2011-2012

Revenue Acct. No. / Account Description	Budgeted 2009-2010	Budget 2010-2011	Projected 2010-2011	Budget 2011-2012
City Sales Tax				
310-110 City Sales Tax	899	1,000	1,200	350
Interest				
345-682 Interest Earnings	158	150	70	50
Miscellaneous				
350-698 Miscellaneous				
335-200 Operations & Maintenance Fee	0	0	0	0
336-443 Kiosk Admin Fee	1,200	1,200	1,200	1,200
355-686 Operating Transfer In	112		0	0
Total	\$2,369	\$2,350	\$2,470	\$1,600

Expenditures Acct. No. / Account Description	Budgeted 2009-2010	Budget 2010-2011	Projected 2010-2011	Budget 2011-2012
Community Development				
506-314 Other	0	20,000	0	20,000
506-507 Improvements	0	0	0	0
Total	\$0	\$20,000	\$0	\$20,000

Developer Fee of \$250 per residential dwelling unit. This fee is to be used for planning, design, engineering, construction, acquisition, improvement, maintenance, and provision of public infrastructure improvements and services or downtown redevelopment.

Percentage of Food Tax

TOWN OF FLORENCE
Southwest Gas Capital Expenditure Fund
FUND 550
Fiscal Year 2011-2012

Revenue Acct. No. / Account Description	Actual 2009-2010	Budgeted 2010-2011	Projected 2010-2011	Budget 2011-2012
SW Gas Deposits				
360-210	40,790	72,000	51,600	53,000
Miscellaneous				
350-698 Miscellaneous Revenue	0	0	0	0
Total Revenue	\$40,790	\$72,000	\$51,600	\$53,000

Expenditures Acct. No. / Account Description	Actual 2009-2010	Budgeted 2010-2011	Projected 2010-2011	Budget 2011-2012
Miscellaneous				
545-408 Other Miscellaneous	0	72,000	0	53,000
597-621 Transfer Out	0	0	66,571	0
Total Expenses	\$0	\$72,000	\$66,571	\$53,000

Franchise Agreement dated March 17, 2010

TOWN OF FLORENCE
Employee Incentive-Fund 554
Fiscal Year 2011-2012

Revenue Acct. No. / Account Description	Actual 2009-2010	Budgeted 2010-2011	Projected 2010-2011	Budget 2011-2012
Interest				
345-682 Interest Earning	23	10	10	
Miscellaneous				
350-680 Donations	457	2,000		
350-696 Fund Raising	2,212	3,000	853	
350-698 Miscellaneous				
Operating Transfers				
355-686 Operating Transfers In		1,000		
Total Fund	\$2,693	\$6,010	\$863	\$0

Revenue Expenditures	Actual 2009-2010	Budgeted 2010-2011	Projected 2010-2011	Budget 2011-2012
Miscellaneous				
591-408 Other Miscellaneous	1,877	5,000	3,766	
597-621 Transfer Out			30	
Total Fund	\$1,877	\$5,000	\$3,796	\$0

To provide funding for employee's incentives programs.

TOWN OF FLORENCE
Senior Center Donation Fund
Fund 556
Fiscal Year 2011-2012

Revenue Acct. No. / Account Description	Actual 2009-2010	Budgeted 2010-2011	Projected 2010-2011	Budget 2011-2012
Donations				
341-680 Senior Donations	7,612	4,000	2,500	
345-682 Interest Earnings	121	100	100	
Total Community Services Donations	\$7,733	\$4,100	\$2,600	\$0

Expenditures Acct. No. / Account Description	Actual 2009-2010	Budgeted 2010-2011	Projected 2010-2011	Budget 2011-2012
Senior Programs				
528-403 Training and Development	0	0	0	0
528-408 Other Miscellaneous	1,579	17,000	4,000	0
597-621 Transfer Out			8,804	
Total Community Services Donations	\$1,579	\$17,000	\$12,804	\$0

**TOWN OF FLORENCE
LIBRARY BUILDING FUND 565
Fiscal Year 2011-2012**

Revenue Acct. No. / Account Description	Budgeted 2009-2010	Budget 2010-2011	Projected 2010-2011	Budget 2011-2012
Interest				
345-682 Interest Earnings	9	10	4	10
Miscellaneous				
350-680 Donations	0	0	0	0
350-698 Miscellaneous Revenue	0	0	0	0
Total Library Building Fund	\$9	\$10	\$4	\$10

Expenditures Acct. No. / Account Description	Budgeted 2009-2010	Budget 2010-2011	Projected 2010-2011	Budget 2011-2012
529-408 Other Miscellaneous	0	904	0	0
529-502 Office Furniture & Equipment	0	0	0	0
597-621 Transfer Out			899	
Total Library Building Fund	\$0	\$904	\$899	\$0

TOWN OF FLORENCE
Impound Fund
Fund 566
Fiscal Year 2011-2012

Revenue Acct. No. / Account Description	Actual 2009-2010	Budgeted 2010-2011	Projected 2010-2011	Budget 2011-2012
Revenue				
350-356 Impound Fees	3,335	2,000	1,350	2,000
345-682 Interest Earnings	30	20	35	35
Total	\$3,365	\$2,020	\$1,385	\$2,035

Expenditures Acct. No. / Account Description	Actual 2009-2010	Budgeted 2010-2011	Projected 2010-2011	Budget 2011-2012
Expenditures				
511-408 Other Miscellaneous	0	5,545	390	5,000
Total	\$0	\$5,545	\$390	\$5,000

TOWN OF FLORENCE
Fire Donation Fund
Fund 567
Fiscal Year 2011-2012

Revenue Acct. No. / Account Description	Actual 2009-2010	Budgeted 2010-2011	Projected 2010-2011	Budget 2011-2012
Donations				
342-680 Donations	100		0	0
345-682 Interest Earnings			0	0
355-686 Operating Transfer In				
Total	\$100	\$0	\$0	\$0

Expenditures Acct. No. / Account Description	Actual 2009-2010	Budgeted 2010-2011	Projected 2010-2011	Budget 2011-2012
Senior Programs				
515-403 Training and Development	0	0	0	
515-408 Other Miscellaneous	0	0	0	0
597-621 Transfer Out			101	
Total	\$0	\$0	\$101	\$0

**TOWN OF FLORENCE
HISTORICAL ADVISORY COMMISSION FUND 572
Fiscal Year 2011-2012**

Revenue Acct. No. / Account Description	Actual 2009-2010	Budget 2010-2011	Projected 2010-2011	Budget 2011-2012
Intergovernmental				
330-337 Federal Grants	-	-	-	-
330-338 Other State Grants	-	-	-	-
345-682 Interest Earnings	20	-	1	-
350-698 Miscellaneous	-	-	300	-
355-686 Operating Transfer In	6,000	-	-	-
Total Revenue	6,020	-	301	-

Expenditures Acct. No. / Account Description	Actual 2009-2010	Budget 2010-2011	Projected 2010-2011	Budget 2011-2012
Contingencies				
506-203 Reproduction/Printing	-	-	-	-
506-217 Professional services	-	-	-	-
506-314 Other	-	-	-	-
506-621 Operating Transfer Out	6,021	-	303	-
Total Expenditures	6,021	-	303	-

**TOWN OF FLORENCE
LIBRARY GIFTS FUND 573
Fiscal Year 2011-2012**

Revenue Acct. No. / Account Description	Budgeted 2009-2010	Budget 2010-2011	Projected 2010-2011	Budget 2011-2012
Interest				
345-682 Interest Earnings	166		0	0
Miscellaneous		0		
350-680 Donations	20,000		0	0
350-698 Miscellaneous Revenue	0	0	0	0
Total Library Gifts Fund	\$20,166	0	\$0	\$0

Expenditures Acct. No. / Account Description	Budgeted 2009-2010	Budget 2010-2011	Projected 2010-2011	Budget 2011-2012
529-308 Books	0	0	0	
529-408 Other Miscellaneous	22,863	0	1,570	
529-502 Office Furniture & Equipment	0	0	0	
597-621 Transfer Out	0	0	25,925	
Total Library Gifts Fund	\$22,863	\$0	\$27,495	\$0

TOWN OF FLORENCE
Police Donation Fund
Fund 575
Fiscal Year 2011-2012

Revenue Acct. No. / Account Description	Actual 2009-2010	Budgeted 2010-2011	Projected 2010-2011	Budget 2011-2012
Donations				
342-680 Donations		0	700	0
345-682 Interest Earnings	9	4	8	0
355-686 Operating Transfer In				
Total	\$9	\$4	\$708	\$0

Expenditures Acct. No. / Account Description	Actual 2009-2010	Budgeted 2010-2011	Projected 2010-2011	Budget 2011-2012
Senior Programs				
514-403 Training and Development		0		
514-408 Other Miscellaneous	55	800	123	0
597-621 Transfer Out	0	0	1,471	
Total	\$55	\$800	\$1,594	\$0

**TOWN OF FLORENCE
RECREATION DONATIONS
Fund 576
Fiscal Year 2011-2012**

Revenue Acct. No. / Account Description	Actual 2009-2010	Budgeted 2010-2011	Projected 2010-2011	Budgeted 2011-2012
Donations				
342-680 Recreation Donations		0	0	0
345682 Interest Earnings	210	200	125	125
Total Community Services Donations	\$210	\$200	\$125	\$125

Expenditures Acct. No. / Account Description	Actual 2009-2010	Budgeted 2010-2011	Projected 2010-2011	Budgeted 2011-2012
Recreation Programs				
525-408 Other Miscellaneous -Recreation		21,822	0	21,692
Total Community Services Donations	\$0	\$21,822	\$0	\$21,692

TOWN OF FLORENCE
Streetlight Improvement District #1
Fund 300
Fiscal Year 2011-2012

Revenue Acct. No. / Account Description	Budgeted 2009-2010	Budget 2010-2011	Projected 2010-2011	Budget 2011-2012
Interest				
310-120 Property Tax	115,561	111,545	111,545	104,503
Miscellaneous				
345-682 Interest Income	941	1,000	1,000	1,000
348-339 Developer Contributors	0	0		
350-698 Miscellaneous Income	0	0		
Total	\$116,502	\$112,545	\$112,545	\$105,503

Expenditures Acct. No. / Account Description	Budgeted 2009-2010	Budget 2010-2011	Projected 2010-2011	Budget 2011-2012
506-205 Legal Ads	56	100	100	100
506-211 Maintenance	585	5,000	500	5,000
506-215 Electric	13,982	15,000	21,000	24,000
506-314 Other	0	0	0	0
506-507 Improvements	0	50,000	0	50,000
506-621 Transfer out	0	6,500	13,000	6,500
Total	\$14,623	\$76,600	\$34,600	\$85,600

Transfer out to the following:	2009-2010	2010-2011	2011-2012
General Fund for Finance Reimbursement	\$3,250	\$3,250	\$3,250
HURF Fund for HURF Reimbursement	\$3,250	\$3,250	\$3,250
Total To Funds	\$6,500	\$6,500	\$6,500

TOWN OF FLORENCE
Streetlight Improvement District #2
Fund 301
Fiscal Year 2011-2012

Revenue Acct. No. / Account Description	Budgeted 2009-2010	Budget 2010-2011	Projected 2010-2011	Budget 2011-2012
Interest				
310-120 Property Tax	134,355	93,194	120,000	117,184
Miscellaneous				
345-682 Interest Income	1,472	200	2,000	2,500
348-339 Developer Contributors				
350-698 Miscellaneous Income				
Total	\$135,826	\$93,394	\$122,000	\$119,684

Expenditures Acct. No. / Account Description	Budgeted 2009-2010	Budget 2010-2011	Projected 2010-2011	Budget 2011-2012
506-205 Legal Ads	56	0	100	100
506-211 Maintenance	341	5,000	1,000	5,000
506-215 Electric	15,918	7,500	22,000	25,000
506-314 Other	0	0	0	0
506-217 Professional Services	0	0	0	0
506-507 Improvements	0	50,000		50,000
506-621 Transfer out		6,500	13,000	6,500
Total	\$16,315	\$69,000	\$36,100	\$86,600

Transfer out to the following:	2009-2010	2010-2011	2011-2012
General Fund for Finance Reimburse	\$3,250	\$3,250	\$3,250
HURF Fund for HURF Reimbursemer	\$3,250	\$3,250	\$3,250
Total To Funds	\$6,500	\$6,500	\$6,500

TOWN OF FLORENCE
Streetlight Improvement District #3
Fund 302
Fiscal Year 2011-2012

Revenue Acct. No. / Account Description	Budgeted 2009-2010	Budget 2010-2011	Projected 2010-2011	Budget 2011-2012
Interest				
310-120 Property Tax	84,249	41,724	66,000	71,924
Miscellaneous				
345-682 Interest Income	287	200	550	700
348-339 Developer Contributors	0	0		
350-698 Miscellaneous	0	0		
Total	\$84,536	\$41,924	\$66,550	\$72,624

Expenditures Acct. No. / Account Description	Budgeted 2009-2010	Budget 2010-2011	Projected 2010-2011	Budget 2011-2012
506-205 Legal Ads	56	0		
506-211 Maintenance	1,543	5,000	0	5,000
506-215 Electric	5,502	7,500	10,500	13,000
506-314 Other	0	0	0	
506-507 Improvements	0	0	0	
506-621 Transfer out	0	6,500	13,000	6,500
Total	\$7,101	\$19,000	\$23,500	\$24,500

Transfer out to the following:	2009-2010	2010-2011	2011-2012
General Fund for Finance Reimbursement	\$3,000	\$3,250	\$3,250
HURF Fund for HURF Reimbursement	\$3,000	\$3,250	\$3,250
Total To Funds	\$6,000	\$6,500	\$6,500

Grants

**Town of Florence
Grants
Fiscal Year 2011-2012**

Fund#	Fund Description	June 30, 2010	2010-2011	2010-2011	June 30, 2011	2011-2012	2011-2012	2011-2012	June 30, 2012
		Actual Fund Balance	Projected Revenue	Projected Expense	Projected Fund Balance	Projected Revenue	Projected Town Match	Projected Expense	Projected Fund Balance
205	ACJC H.I.D.T.A.	-	63,410	63,410	0	63,615		63,615	0
212	State Special Projects Grant	0	0	0	0	300,000	99,810	399,810	0
215	REDI Grant	8		8	0	0		0	0
216	CDBG Grant	0	2,075	2,075	0	544,235	125,000	669,235	0
218	Recovery Act Grants	0	196,998	196,998	0	0		0	0
229	AFG Grants	0	0	0	0	65,331	3,438	68,769	0
237	GOHS Grant 2008-Fire Department	0	118	118	0	0	0	0	0
239	Gaming Grants	1,489	65,000	1,489	65,000	0	64,442	129,442	0
241	Rural Economic Development Grant #241	0	33,000	33,000	0	0	0	0	0
249	AZDOHS	0	9,925	9,925	0	280,000	196,014	476,014	0
250	Department of Justice-BPV Program	0	6,332	6,332	0	0	0	0	0
252	CLG Grant	0	1,500	1,500	0	1,500	1,500	3,000	0
255	ADOT LTAF II	19,816	20,710	28,475	12,051			12,051	0
256	LTAF II-Main Street Program	55,209	0	0	55,209	0	0	55,209	0
275	Library Grant	0	0	0	0				0
276	Library SGIA	1,927	1,770	3,697	0	1,770		1,770	0
283	ADOT-Main Street Streetscape Plan	0	0	0	0	403,870	24,413	428,283	0
	FEMA Safer Grant	0	0	0	0	47,607		47,607	0
	Total All Grant Funds	\$78,451	\$400,838	\$347,027	\$132,262	\$1,707,928	\$514,617	\$2,354,805	\$0

**TOWN OF FLORENCE
HIDTA
Arizona Criminal Justice Commission
Fund # 205
Fiscal Year 2011-2012**

Revenue Acct. No. / Account Description	Actual 2009-2010	Budgeted 2010-2011	Projected 2010-2011	Budget 2011-2012
<i>Intergovernmental</i>				
330-337 Other Federal Grant	95,853	35,231	63,410	63,615
335-686 Transfer In	0	0	0	0
Total	\$95,853	\$35,231	\$63,410	\$63,615

Expenditures Acct. No. / Account Description	Actual 2009-2010	Budgeted 2010-2011	Projected 2010-2011	Budget 2011-2012
597-621 Operating Transfer Out	5,908	0	0	0

Expenditures Acct. No. / Account Description	Actual 2009-2010	Budgeted 2010-2011	Projected 2010-2011	Budget 2011-2012
---	---------------------	-----------------------	------------------------	---------------------

HIDTA 18

<i>Community Development Dept. (#703)</i>				
101 Salary and Wages	4,973			
103 Overtime	2,220			
105 Holiday	180			
119 Retirement	804	0		
121 FICA	608	0		
123 Workmans Compensation	275	0		
124 Health Insurance	943	0		
Total	\$10,004	\$0	\$0	\$0

HIDTA 19

<i>Community Development Dept. (#704)</i>				
101 Salary and Wages	42,315		(980)	
103 Overtime	16,587		2,396	
105 Holiday	1,802			
119 Retirement	5,768	0	(72)	
121 FICA	4,489	0	(62)	
123 Workmans Compensation	1,958	0	(49)	
124 Health Insurance	5,752	0	(233)	
Total	\$78,670	\$0	\$1,000	\$0

HIDTA 20

<i>Community Development Dept. (#705)</i>				
101 Salary and Wages	1271.13	24,529	32,794	
103 Overtime	0	0	11,156	
105 Holiday		1,622	1,802	
119 Retirement	0	2,815	5,646	
121 FICA	0	2,179	3,661	
123 Workmans Compensation	0	908	1,615	
124 Health Insurance	0	3,178	5,734	
Total	\$1,271	\$35,231	\$62,410	\$0
Grand Total			\$63,410	\$0

HIDTA 21

Community Development Dept. (#706)				
101 Salary and Wages				33,000
103 Overtime				12,000
105 Holiday				1,800
119 Retirement				5,700
121 FICA				3,700
123 Workmans Compensation				1,615
124 Health Insurance				5,800
Total	\$0	\$0	\$0	\$63,615
Grand Total			\$63,410	\$63,615

TOWN OF FLORENCE
REDI Grant #215
Fiscal Year 2011-2012

Revenue Acct. No. / Account Description	Actual 2009-2010	Budgeted 2010-2011	Projected 2010-2011	Budget 2011-2012
Miscellaneous				
330-337 Other Federal Grants		0	0	0
330-338 Other State Grants	15,000	15,000	0	0
345-682 Interest Earning		0	0	0
355-686 Operating Transfer		7,500	0	0
Total	\$15,000	\$22,500	\$0	\$0

Expense Acct. No. / Account Description	Actual 2009-2010	Budgeted 2010-2011	Projected 2010-2011	Budget 2011-2012
Community Development				
506-314 Other	0	0	0	0
506-408 Other Miscellaneous	3,379	0	0	0
506-505 Vehicles	0	0	0	0
506-506 Other Equipment	0	0	0	0
506-621 Operating Transfers Out	0	0	0	0
Total	\$3,379	\$0	\$0	\$0
2010-2011				
507-217 Professional Services	15,000	22,500	0	0
507-621 Operating Transfers Out	0	0	0	0
Total	\$15,000	\$22,500	\$0	\$0
Grant Totals	\$18,379	\$22,500	\$0	\$0

Update and develop new documents for revolving loan program.

TOWN OF FLORENCE
CDBG Grant #216
Fiscal Year 2011-2012

Revenue Acct. No. / Account Description	Actual 2009-2010	Budgeted 2010-2011	Projected 2010-2011	Budget 2011-2012
Intergovernmental				
330-337 Other Federal Grant	273	283,334	2,075	544,235
330-338 Other State Grants	4,544	0	0	0
330-339 Other Grants	0	0	0	0
355-686 Operating Transfers In	0	0	0	125,000
Total	\$4,817	\$283,334	\$2,075	\$669,235
Transfer In from Water Fund				
2008 Allocation-\$273,293	6,544		1,784	266,692
2010 Allocation-\$279,270	273		291	278,706
	\$6,817		\$2,075	\$545,398

Expenditures Acct. No. / Account Description	Actual 2009-2010	Budgeted 2010-2011	Projected 2010-2011	Budget 2011-2012
Community Development Dept				
CDBG 2008				
314 Other	2,269	0	0	0
408 Other Miscellaneous	4,275	0	269	0
507 Improvements		283,334	1,515	215,716
621 Transfer Out	0	0		49,192
Total	\$6,544	\$283,334	\$1,784	\$264,908

Commercial Rehabilitation for down town businesses.

Expenditures Acct. No. / Account Description	Actual 2009-2010	Budgeted 2010-2011	Projected 2010-2011	Budget 2011-2012
Community Development Dept				
CDBG 2010				
314 Other	0	0	150	0
408 Other Miscellaneous	273	0	0	0
507 Improvements	0	0	141	370,780
621 Transfer Out	0	0		33,547
Total	\$273	\$0	\$291	\$404,327
Purchase and installation of diesel generators on water wells #1, #4, and #5.				
Total All Expense	\$6,817	\$283,334	\$2,075	\$669,235

TOWN OF FLORENCE
Recovery Act Grants-218
Fiscal Year 2011-2012

Revenue Acct. No. / Account Description	Actual 2009-2010	Budgeted 2010-2011	Projected 2010-2011	Budget 2011-2012
<i>Intergovernmental</i>				
330-337 Federal Grant	0	25,550	193,531	
355-686 Operating Transfer In	0		3,467	0
Total	\$0	\$25,550	\$196,998	\$0

Expenditures Acct. No. / Account Description	Actual 2009-2010	Budgeted 2010-2011	Projected 2010-2011	Budget 2011-2012
<i>Public Safety Stabilization-Police</i>				
510-505 Vehicles		-	28,487	
Total	\$0	\$0	\$28,487	\$0

<i>Public Safety Stabilization-Fire</i>				
516-102 Part-time Salary and Wages		-	22,380	
516-121 FICA			1,700	
516-123 Workmans Compensation			725	
516-124 Health, Accident & Life Insurance			175	
Total	\$0	\$0	\$24,980	\$0

Edward Byre Jag-Police Vehcile Add-ons

<i>Capital Outlay</i>				
519-506 Other Equipment	0	25,550	25,550	-
Total	\$0	\$25,550	\$25,550	\$0

IlCBG (I.T. Efficiency) DOC

<i>Capital Outlay</i>				
520-324 Computers/Printers	0	-	117,981	-
Total	\$0	\$0	\$117,981	\$0

Total	\$0	\$25,550	\$196,998	\$0
--------------	------------	-----------------	------------------	------------

<i>Edward Byre Jag-Police Vehcile Add-ons</i>	\$25,550
<i>IlCBG (I.T. Efficiency) DOC</i>	\$117,981
<i>Public Safety Stabilization-Fire</i>	\$24,980
<i>Public Safety Stabilization-Police</i>	\$25,020
	<u>\$193,531</u>

TOWN OF FLORENCE
Assistance to Firefighters Grant
Fund # 229
Fiscal Year 2011-2012

Revenue Acct. No. / Account Description	Actual 2009-2010	Budgeted 2010-2011	Projected 2010-2011	Budget 2011-2012
AFG 1-310				
330-337 Other Federal Grant	7,600			
330-338 Other State Grants	0			
355-686 Operating Transfers In	294			
Total	\$7,894	\$0	\$0	\$0

Revenue Acct. No. / Account Description	Actual 2009-2010	Budgeted 2010-2011	Projected 2010-2011	Budget 2011-2012
AFG 3-330				
330-337 Other Federal Grant	0	73,530		
330-338 Other State Grants	0	0		
355-686 Operating Transfers In	0	3,870		
Total	\$0	\$77,400	\$0	\$0

Revenue Acct. No. / Account Description	Actual 2009-2010	Budgeted 2010-2011	Projected 2010-2011	Budget 2011-2012
AFG 2010-331				
331-337 Other Federal Grant	0	0		65,331
331-338 Other State Grants	0	0		
355-686 Operating Transfers In	0	0		3,438
Total	\$0	\$0	\$0	\$68,769

Total Revenue	\$7,894	\$77,400	\$0	\$68,769
----------------------	----------------	-----------------	------------	-----------------

Expenditures Acct. No. / Account Description	Actual 2009-2010	Budgeted 2010-2011	Projected 2010-2011	Budget 2011-2012
AFG 3-506-Public Safety Comm.				
314 Other	0	0		0
408 Other Miscellaneous	0	0	0	0
505 Vehicle		0		
506 Equipment		77,400		
Total	\$0	\$77,400	\$0	\$0

Expenditures Acct. No. / Account Description	Actual 2009-2010	Budgeted 2010-2011	Projected 2010-2011	Budget 2011-2012
AFG 1-700-Mask Tester				
314 Other	0	0		0
408 Other Miscellaneous	0	0	0	0
505 Vehicle		0		
506 Equipment	7,894	77,400		
Total	\$7,894	\$77,400	\$0	\$0

Expenditures Acct. No. / Account Description	Actual 2009-2010	Budgeted 2010-2011	Projected 2010-2011	Budget 2011-2012
AFG 2010-Radios				
314 Other	0	0		0
408 Other Miscellaneous	0	0	0	0
505 Vehicle		0		
506 Equipment	0	0	0	68,769
Total	\$0	\$0	\$0	\$68,769

Total	\$7,894	\$154,800	\$0	\$68,769
--------------	----------------	------------------	------------	-----------------

AFG-Mask Tester-2010	\$ 12,299	\$ 647	\$ 12,946
AFG-Public Safety Communications Improvements	\$ 73,530	\$ 3,870	\$ 77,400
AFG 2010-Radio Equipment	\$ 65,331	\$3,438	\$ 68,769

Match from CIP Fund

TOWN OF FLORENCE
GOHS Grant - Fire Department
Governor's Office of Highway Safety
Fund # 237
Fiscal Year 2011-2012

Revenue Acct. No. / Account Description	Actual 2009-2010	Budgeted 2010-2011	Projected 2010-2011	Budget 2011-2012
<i>Intergovernmental</i>				
330-337 Other Federal Grant	0	0		0
330-338 Other State Grants	19,676	0	118	
355-686 Operating Transfers In	0	0		
Total	\$19,676	\$0	\$118	\$0

Expenditures Acct. No. / Account Description	Actual 2009-2010	Budgeted 2010-2011	Projected 2010-2011	Budget 2011-2012
<i>Community Development Dept. (# 507)</i>				
314 Other	0	-		0
408 Other Miscellaneous	19,676	0	118	0
506 Equipment			0	0
Total	\$19,676	\$0	\$118	\$0

This program was for the Florence Fire Department to purchase additional accessories and attachments for the extrication tool.

TOWN OF FLORENCE
Gaming Grants-239
Fiscal Year 2011-2012

Revenue Acct. No. / Account Description	Actual 2009-2010	Budgeted 2010-2011	Projected 2010-2011	Budget 2011-2012
<i>Intergovernmental-Tribal Grants</i>				
330-337 Other Federal Grant	0	0	0	
330-390 Other Grants	30,000	130,000	65,000	
350-698 Miscellaneous	0	0	0	0
355-686 Operating Transfers In	0	128,884	0	64,442
Total	\$30,000	\$258,884	\$65,000	\$64,442

Grant Match to come from CIP Fund

Expenditures Acct. No. / Account Description	Actual 2009-2010	Budgeted 2010-2011	Projected 2010-2011	Budget 2011-2012
<i>Community Development Dept. (# 507)</i>				
314 Other	2,267	0	1,489	0
408 Other Miscellaneous	0	0		0
505 Vehicle				
506 Equipment	26,243			
Police Motorcycle				
Total	\$28,511	\$0	\$1,489	\$0

Expenditures Acct. No. / Account Description	Actual 2009-2010	Budgeted 2010-2011	Projected 2010-2011	Budget 2011-2012
<i>Tohono O'odham Nation (# 510)</i>				
314 Other	0	0	0	0
408 Other Miscellaneous	0	0	0	0
505 Vehicle			0	0
506 Equipment		129,442		129,442
Total	\$0	\$129,442	\$0	\$129,442

Expenditures Acct. No. / Account Description	Actual 2009-2010	Budgeted 2010-2011	Projected 2010-2011	Budget 2011-2012
<i>Gila River Indian Community (# 509)</i>				
314 Other	0	0	0	0
408 Other Miscellaneous	0	0	0	0
621 Transfer Out			0	0
505 Vehicle			0	0
506 Equipment		129,442	0	0
Total	\$0	\$129,442	\$0	\$0

Total Expenditures	\$28,511	\$258,884	\$1,489	\$129,442
---------------------------	-----------------	------------------	----------------	------------------

TOWN OF FLORENCE
Rural Economic Development Grant-#241
Fiscal Year 2011-2012

Revenue Acct. No. / Account Description	Actual 2009-2010	Budgeted 2010-2011	Projected 2010-2011	Budget 2011-2012
<i>Intergovernmental</i>				
330-338 State Grant	0	0	33,000	0
345-682 Interest Earnings	0	0	0	0
355-686 Operating Transfer In	0	0	0	0
Total	\$0	\$0	\$33,000	\$0

Expenditures Acct. No. / Account Description	Actual 2009-2010	Budgeted 2010-2011	Projected 2010-2011	Budget 2011-2012
<i>Community Development Dept 2009</i>				
<i>Capital Outlay</i>				
507-408 Other	0	-	31,350	-
597-621 Operating Transfers Out	0	-	1,650	-
Total	\$0	\$0	\$33,000	\$0

Pass-thru Grant- Lizarraga

TOWN OF FLORENCE
Arizona Department of Homeland Security-#249
Fiscal Year 2011-2012

Revenue Acct. No. / Account Description	Actual 2009-2010	Budgeted 2010-2011	Projected 2010-2011	Budget 2011-2012
COMMUNICATIONS UPGRADES				
330-337 Federal Grant	0	0	0	280,000
345-682 Interest Earnings	0	0	0	0
355-686 Operating Transfer In	0	0	0	196,014
Total	\$0	\$0	\$0	\$476,014

COMMUNICATIONS MASTER PLAN				
330-337 Federal Grant	9,925	0	0	0
345-682 Interest Earnings	0	0	0	0
355-686 Operating Transfer In	0	0	0	0
Total	\$9,925	\$0	\$0	\$0

Total Revenue	\$9,925			
----------------------	----------------	--	--	--

Expenditures Acct. No. / Account Description	Actual 2009-2010	Budgeted 2010-2011	Projected 2010-2011	Budget 2011-2012
COMMUNICATIONS MASTER PLAN				
Capital Outlay				
506-507 Improvements	9,925	-		-
597-621 Operating Transfers Out	0	-		
Total	\$9,925	\$0	\$0	\$0

COMMUNICATIONS UPGRADES				
Capital Outlay				
506-507 Improvements	0	-		476,014
597-621 Operating Transfers Out	0	-		
Total	\$0	\$0	\$0	\$476,014

Total Expenditure	\$9,925	\$0	\$0	\$476,014
--------------------------	----------------	------------	------------	------------------

Two Dispatch Consoles
100 foot radio tower
50KW emergency generator
Supporting equipment

TOWN OF FLORENCE
Department of Justice-#250
Fiscal Year 2011-2012

Revenue Acct. No. / Account Description	Actual 2009-2010	Budgeted 2010-2011	Projected 2010-2011	Budget 2011-2012
<i>Intergovernmental</i>				
330-337 Federal Grant	1,834	0	3,166	0
345-682 Interest Earnings	0	0	0	0
355-686 Operating Transfer In	1,834	0	3,166	0
Total	\$3,668	\$0	\$6,332	\$0

Expenditures Acct. No. / Account Description	Actual 2009-2010	Budgeted 2010-2011	Projected 2010-2011	Budget 2011-2012
<i>Community Development Dept 2009</i>				
<i>Capital Outlay</i>				
507-312 Safety Equipment	3,668	-	6,332	-
597-621 Operating Transfers Out	0	-	-	-
Total	\$3,668	\$0	\$6,332	\$0

Cash Match to come from CIP Fund

**TOWN OF FLORENCE
CLG Grants #252
Fiscal Year 2011-2012**

Revenue Acct. No. / Account Description	Actual 2009-2010	Budgeted 2010-2011	Projected 2010-2011	Budget 2011-2012
<i>Intergovernmental</i>				
330-337 Other Federal Grant	0	1,500	1,500	1,500
330-338 Other State Grants		0	0	0
330-339 Other Grants	0	0	0	0
355-686 Operating Transfers In		1,500		1,500
Total	\$0	\$3,000	\$1,500	\$3,000

Expenditures Acct. No. / Account Description	Actual 2009-2010	Budgeted 2010-2011	Projected 2010-2011	Budget 2011-2012
<i>Community Development Dept (# 506)</i>				
217 Professional Services	0		0	
314 Other	0	0	0	0
402 Conferences, Business Meetings	0	3,000	1500	3,000
408 Other Miscellaneous	0		0	0
505 Vehicles	0	0	0	0
Total	\$0	\$3,000	\$1,500	\$3,000

	2011
Transfer from Historical Advisory District	
Transfer from CIP	1,500
	1,500

**TOWN OF FLORENCE
ADOT LTAF II Fund
PROJECT FUND #255
Fiscal Year 2011-2012**

Revenue Acct. No. / Account Description	Actual 2009-2010	Budgeted 2010-2011	Projected 2010-2011	Budget 2011-2012
<i>Intergovernmental</i>				
330-338 Other State Grants	33,439	0	20,710	
345-682 Interest Earnings		0		
355-686 Operating Transfer In		0		
Total	\$33,439	\$0	\$20,710	\$0

Expenditures Acct. No. / Account Description	Actual 2009-2010	Budgeted 2010-2011	Projected 2010-2011	Budget 2011-2012
<i>Community Development Dept (#506)</i>				
102 Wages	16,411	15,000	18,800	10,000
103 Overtime	0	0	-	
111 Retirement	1,543	1,400	2000	1,050
121 Fica Expense	1,255	1,150	1,450	790
123 Workmans Compensation	559	535	425	211
209 Vehicle Repair & Maintenance	15	2,527	500	
305 Tires, Batteries, etc.	273	500	500	
306 Fuel and Oil	6,015		4,800	
217 Professional Services		-		
<i>Capital Outlay</i>				
506-505 Vehicles		-		
597-621 Operating Transfers Out		-		
Total	\$26,071	\$21,112	\$28,475	\$12,051

Special Allocation from Lottery
Termination of funding

**TOWN OF FLORENCE
ADOT LTAF II Fund-Main Street
PROJECT FUND #256
Fiscal Year 2011-2012**

Revenue Acct. No. / Account Description	Actual 2009-2010	Budgeted 2010-2011	Projected 2010-2011	Budget 2011-2012
<i>Intergovernmental</i>				
330-338 Other State Grants	0	0	0	0
345-682 Interest Earnings	0	100	0	100
355-686 Operating Transfer In	0	0	0	0
Total	\$0	\$100	\$0	\$100

Expenditures Acct. No. / Account Description	Actual 2009-2010	Budgeted 2010-2011	Projected 2010-2011	Budget 2011-2012
<i>Community Development Dept (#506)</i>				
506-217 Professional Services	0	-	-	15,528
<i>Capital Outlay</i>				
506-507 Improvements	0	55,269	-	39,681
597-621 Operating Transfers Out	0	-		
Total	\$0	\$55,269	\$0	\$55,209

Special Allocation from Lottery
Transit Program

\$15,528

**TOWN OF FLORENCE
LIBRARY GRANT FUND #275
Fiscal Year 2011-2012**

Revenue Acct. No. / Account Description	Actual 2009-2010	Budgeted 2010-2011	Projected 2010-2011	Budget 2011-2012
<i>Intergovernmental</i>				
330-336 State Grants and Aid	0	0	0	0
330-337 Other Federal Grants	44,541	0	0	0
330-338 Other State Grants	0	0	0	0
<i>Interest</i>				
345-682 Interest Earnings	243	0	0	0
<i>Miscellaneous</i>				
350-698 Miscellaneous	0	0	0	0
355-686 Transfer In	4,090	0	0	0
Total	\$48,874	\$0	\$0	\$0

Expenditures Acct. No. / Account Description	Actual 2009-2010	Budgeted 2010-2011	Projected 2010-2011	Budget 2011-2012
<i>Library</i>				
529-204 Data Processing	0	0	0	0
529-217 Professional Services	0	0	0	0
529-301 Office Supplies	0	0	0	0
529-302 Operating Supplies	0	0	0	0
529-306 Fuel/Oil	0	0	0	0
529-308 Books	0	0	0	0
529-314 Other	9,394	0	0	0
529-316 Facilities Maintenance	0	0	0	0
529-401 Dues, Subscriptions	0	0	0	0
529-402 Conferences & Business Mtgs	0	0	0	0
529-407 Community Promotion	0	0	0	0
529-408 Other Miscellaneous	0	0	0	0
597-621 Operating Transfers Out	0	0	0	0
Total	\$9,394	\$0	\$0	\$0

TOWN OF FLORENCE
Library SGIA Grant #276
Fiscal Year 2011-2012

Revenue Acct. No. / Account Description	Actual 2009-2010	Budgeted 2010-2011	Projected 2010-2011	Budget 2011-2012
<i>Intergovernmental</i>				
330-336 State Grants in Aid	1,770	1,770	1,770	1,770
330-337 Other Federal Grants	0	0		
330-338 Other State Grants	0	0		
<i>LSTA Grant</i>				
332-338 Other State Grants	0	20,000		
<i>Interest</i>				
345-682 Interest Earnings	4	0		
<i>Miscellaneous</i>				
350-698 Miscellaneous	1,770	0		
Total	\$3,544	\$21,770	\$1,770	\$1,770

Expenditures Acct. No. / Account Description	Actual 2009-2010	Budgeted 2010-2011	Projected 2010-2011	Budget 2011-2012
<i>Library</i>				
529-204 Data Processing	0	0		
529-301 Office Supplies	0	0		
529-302 Operating Supplies	0	0		
529-306 Fuel/Oil	0	0		
529-308 Books	0	0		
529-314 Other	1,800	0		
529-401 Dues, Subscriptions	0	0		
529-402 Conferences & Business Mtgs	0	0		
529-407 Community Promotion	0	0		
529-408 Other Miscellaneous	0	21,770	3,697	1,770
Total	\$1,800	\$21,770	\$3,697	\$1,770

State Grants in Aid funds are distributed by the Arizona State Library to all County Libraries; the Pinal County Library District then distributes funds to individual libraries within Pinal County for use according to grant guidelines.
LSTA grant funds are distributed by the Arizona State Library on a competitive basis.

TOWN OF FLORENCE
ADOT-Main Street Streetscape Plan
Grant Number 283
Fiscal Year 2011-2012

Revenue Acct. No. / Account Description	Actual 2009-2010	Budgeted 2010-2011	Projected 2010-2011	Budget 2011-2012
<i>Intergovernmental</i>				
330-337 Other Federal Grants		403,870	0	403,870
330-338 Other State Grants	0	0	0	0
<i>Operating Transfer</i>				
355-686 Operating Transfer In		24,413	0	24,413
Total	\$0	\$428,283	\$0	\$428,283

EXPENSE

Expense Acct. No. / Account Description	Actual 2009-2010	Budgeted 2010-2011	Projected 2010-2011	Budget 2011-2012
<i>Community Development Dept (#506)</i>				
506-218 Engineering & Architectural	0	0	0	0
506-314 Other	0	0	0	0
506-408 Other Miscellaneous	0	0	0	0
506-507 Improvements	0	428,283	0	428,283
506-621 Operating Transfer Out	0		0	
Total	\$0	\$428,283	\$0	\$428,283

This grant has a match will be provided with HURF monies.

**TOWN OF FLORENCE
FEMA Safer Grant
Fiscal Year 2011-2012**

Revenue Acct. No. / Account Description	Actual 2009-2010	Budgeted 2010-2011	Projected 2010-2011	Budget 2011-2012
<i>Intergovernmental</i>				
330-337 Federal Grant	0	0	0	47,607
345-682 Interest Earnings	0	0	0	0
355-686 Operating Transfer In	0	0	0	0
Total	\$0	\$0	\$0	\$47,607

Expenditures Acct. No. / Account Description	Actual 2009-2010	Budgeted 2010-2011	Projected 2010-2011	Budget 2011-2012
<i>Community Development Dept 2009</i>				
<i>Capital Outlay</i>	0	-	-	
507-Salaries	0	-	-	34,423
507-Benefits	0	-	-	13,184
Total	\$0	\$0	\$0	\$47,607

Non-Utility Development Impact Fees

**Town of Florence
Development Impact Fees
Community Development
Fiscal Year 2011-2012**

Fund Description	June 30, 2010 Actual Fund Balance	2010-2011 Projected Revenue	2010-2011 Projected Expense	June 30, 2011 Projected Fund Balance	2011-2012 Projected Revenue	2011-2012 Projected Expense	June 30, 2012 Projected Fund Balance
Transportation Impact Fees	422,223	3,500	0	425,723	3,500	429,000	223
General Government Impact Fees	1,267,431	73,450	0	1,340,881	94,600	1,435,000	481
Public Works Impact Fees	33,200	200	0	33,400	100	33,500	0
Police Impact Fees	1,338,767	81,005	0	1,419,772	303,900	910,000	813,672
Fire/EMS Impact Fees	1,612,248	94,725	65,000	1,641,973	119,900	1,250,000	511,873
Parks Impact Fees	915,297	71,275	0	986,572	93,700	1,080,000	272
Library Impact Fees	722,993	35,525	0	758,518	45,700	804,000	218
Totals	\$6,312,159	\$359,680	\$65,000	\$6,606,839	\$661,400	\$5,941,500	\$1,326,739

Budgeted Units 2010-2011 200
 Projected Units 2010-2011 75
 Budgeted Units 2011-2012 100

NON-UTILITY DEVELOPMENT IMPACT FEES

TRANSPORTATION

Land Use Category	Unit	Fee Per Unit
Single Family	Housing Unit	\$583
Multi-Family	Housing Unit	\$410
Commercial	1,000 sq. ft.	\$2,618
Industrial	1,000 sq. ft.	\$425

GENERAL GOVERNMENT

Land Use Category	Unit	Fee Per Unit
Single Family	Housing Unit	\$846
Multi-Family	Housing Unit	\$607
Commercial	1,000 sq. ft.	\$159
Industrial	1,000 sq. ft.	\$91

POLICE

Land Use Category	Unit	Fee Per Unit
Single Family	Housing Unit	\$934
Multi-Family	Housing Unit	\$672
Commercial	1,000 sq. ft.	\$175
Industrial	1,000 sq. ft.	\$101

FIRE / EMERGENCY MEDICAL SERVICES

Land Use Category	Unit	Fee Per Unit
Single Family	Housing Unit	\$1,119
Multi-Family	Housing Unit	\$804
Commercial	1,000 sq. ft.	\$644
Industrial	1,000 sq. ft.	\$371

PARKS and COMMUNITY FACILITIES

Land Use Category	Unit	Fee Per Unit
Single Family	Housing Unit	\$857
Multi-Family	Housing Unit	\$617
Commercial	1,000 sq. ft.	\$162
Industrial	1,000 sq. ft.	\$92

LIBRARY

Land Use Category	Unit	Fee Per Unit
Single Family	Housing Unit	\$407
Multi-Family	Housing Unit	\$293
Commercial	1,000 sq. ft.	\$60
Industrial	1,000 sq. ft.	\$34

Single family: Attached and detached one-family dwelling units, modular, and manufactured homes;

Multi-family: All attached dwelling units such as duplexes and condominiums, mobile homes, apartments, and dormitories;

Commercial: All commercial, office, retail, institutional, and hotel/motel development;

Industrial: All manufacturing and warehouse development.

Ordinance # 461-07, Resolution 1180-09

TOWN OF FLORENCE
Transportation Development Impact Fees
Fund 505
Fiscal Year 2011-2012

Revenue Acct. No. / Account Description	Actual 2009-2010	Budgeted 2010-2011	Projected 2010-2011	Budget 2011-2012
Interest				
345682 Interest Earnings	2,634	2,000	3,500	3,500
Development Fees				
360684 Development Fees	201,542	50,000	0	0
Total	\$204,175	\$52,000	\$3,500	\$3,500

Expenditures Acct. No. / Account Description	Actual 2009-2010	Budgeted 2010-2011	Projected 2010-2011	Budget 2011-2012
Community Development				
506217 Professional Services	0	0	0	10,000
506501 Infrastructure	0	220,000	0	419,000
Total	\$0	\$220,000	\$0	\$429,000

New Growth for Transportation

2011-2012

TOWN OF FLORENCE
General Government Development Impact Fees
Fund 506
Fiscal Year 2011-2012

Revenue Acct. No. / Account Description	Actual 2009-2010	Budgeted 2010-2011	Projected 2010-2011	Budget 2011-2012
Interest				
345682 Interest Earnings	11,306	10,000	10,000	10,000
Development Fees				
360684 Development Fees	215,280	169,200	63,450	84,600
Total	\$226,586	\$179,200	\$73,450	\$94,600

Expenditures Acct. No. / Account Description	Actual 2009-2010	Budgeted 2010-2011	Projected 2010-2011	Budget 2011-2012
Community Development				
506217 Professional Services	0	0	0	10,000
506501 Infrastructure	0	1,390,000	0	1,425,000
Total	\$0	\$1,390,000	\$0	\$1,435,000

New Growth for General Government

TOWN OF FLORENCE
Public Works Development Impact Fees
Fund 507
Fiscal Year 2011-2012

Revenue Acct. No. / Account Description	Actual 2009-2010	Budgeted 2010-2011	Projected 2010-2011	Budget 2011-2012
Interest				
345682 Interest Earnings	272	0	200	100
Development Fees				
360684 Development Fees	0	0	0	0
Total	\$272	\$0	\$200	\$100

Expenditures Acct. No. / Account Description	Actual 2009-2010	Budgeted 2010-2011	Projected 2010-2011	Budget 2011-2012
Community Development				
506214 Professional Services		0	0	0
506501 Infrastructure	0	33,228	0	33,500
Total	\$0	\$33,228	\$0	\$33,500

New Growth for Public Works
GG-05-Land Purchase

2011-2012
\$33,500

TOWN OF FLORENCE
Police Development Impact Fees
Fund 508
Fiscal Year 2011-2012

Revenue Acct. No. / Account Description	Actual 2009-2010	Budgeted 2010-2011	Projected 2010-2011	Budget 2011-2012
Interest Earnings				
345682 Interest Earnings	11,888	10,000	10,500	10,500
Development Fees				
360684 Development Fees	237,632	186,800	70,505	93,400
Operating Transfers				
Operating Transfer In				200,000
Total	\$249,521	\$196,800	\$81,005	\$303,900

Expenditures Acct. No. / Account Description	Actual 2009-2010	Budgeted 2010-2011	Projected 2010-2011	Budget 2011-2012
Community Development				
506217 Professional Services	0	0	0	10,000
506501 Infrastructure	0	1,476,000	0	900,000
Total	\$0	\$1,476,000	\$0	\$910,000

New Growth for Police Impact Fees	
Police Evidence Building Allocation	\$700,000
Transfer In from CIP Fund	\$200,000
Total	<u>\$900,000</u>

PROJECT NUMBER PS-01 (2004 CIP Ranking 53)

PROJECT TITLE Storage Building/Area

PROJECT DESCRIPTION Storage building used to store evidence collected by officers, found property and everyday storage needs of the department. Storage ware will also be used to store seized vehicles

PROJECT LOCATION Police Department

PROJECT BENEFITS Alleviates substandard conditions of deficiencies

COMMENTS Currently facility has no storage allocated

PROJECT COST	FY 11/12	FY 12/13	FY 13/14	FY 14/15	FY 15/16	FY 16/17	FY 17/18	TOTAL
Planning/feasibility analysis								\$0
Architectural/engineering fees								\$0
Real Estate Acquisition								\$0
Site Preparation	35,000							\$35,000
Construction	600,000							\$600,000
Furnishings & Equipment	265,000							\$265,000
Vehicles & Capital Equipment								
TOTAL PROJECT COST:	\$900,000	\$0	\$0	\$0	\$0	\$0	\$0	\$900,000

PROJECT FUNDING	FY 11/12	FY 12/13	FY 13/14	FY 14/15	FY 15/16	FY 16/17	FY 17/18	TOTAL
General Fund	900,000							\$900,000
HURF								\$0
2% Construction Tax								\$0
Food Tax								\$0
Government Grants								\$0
Outside Finance								\$0
Private Sector								\$0
Donations								\$0
Water								\$0
Florence Sewer								\$0
N. Florence Sewer								\$0
Sanitation								\$0
Impact Fees								\$0
Fund Balance Reserve								\$0
TOTAL PROJECT FUNDING	\$900,000	\$0	\$0	\$0	\$0	\$0	\$0	\$900,000

NOTE: This project was rescheduled from FY 2004 @ \$20,000. It is now scheduled for FY 06/07 @ \$65,000. This project was duplicated as PS-13, now combine. Project changes as of 3/12/07: This project has changed names from: Storage/Bldg/Area to: Evidence Facility. Design value of \$65,000 has changed to Construction in the value of \$700,000.

Project changes as of 12/27/07: Project pushed back from FY 07/08 to FY 08/09, The construction cost of \$700,000 has been moved to the new year and the following costs have been added to the project: Feasibility analysis \$10,000, Engineering fees \$85,000, Site Prep \$20,000, Furnishings/Equip. \$80,000. Funding changes are as follows: GF increased from \$700,000 to \$780,000, added \$10,000 for Grants and \$105,000 for Impact Fees.

Project changes as of 1/21/09: Engineering and Architectural cost completed in FY 08/09, All other costs moved to FY 09/10 for original project. Site prep was increased from \$20,000 to \$35,000. PS-08 "Dog Kennels" has been combined with this project and was moved from PS-08 FY 10/11 to PS-01 FY 10/11, no change in value or funding. Total increase in project is: \$95,650.

Project changes as of 01/28/10: Moved from FY's 09/10-10/11 to FY's 10/11-11/12, no other changes to project.

Project changes as of 12/31/10: Project increased from \$618,850 to \$1 Million. \$100k has been spent to date, leaving the balance of \$900k in FY 11/12. Breakdown as follows: Site Prep = \$35k, Construction = \$600k, and Furnishing and equipment = \$256k. Note: \$33,344. has already been paid town match to GADA Grant for Engineering: FY 08/09. Total increase of project is #176,150.00.

TOWN OF FLORENCE
Fire/EMS Development Impact Fees
Fund 509
Fiscal Year 2011-2012

Revenue Acct. No. / Account Description	Actual 2009-2010	Budgeted 2010-2011	Projected 2010-2011	Budget 2011-2012
Interest Earnings				
345682 Interest Earnings	14,152	13,000	10,800	8,000
Development Fees				
360684 Development Fees	302,297	223,800	83,925	111,900
Total	\$316,449	\$236,800	\$94,725	\$119,900

Expenditures Acct. No. / Account Description	Actual 2009-2010	Budgeted 2010-2011	Projected 2010-2011	Budget 2011-2012
Community Development				
506210 Radio Repair & Maintenance				
506217 Professional Services				10,000
506310 Chemicals				
506314 Other				
506501 Infrastructure		1,761,000	65,000	1,240,000
506506 FFE				
506698 Transfer Out				
Total	\$0	\$1,761,000	\$65,000	\$1,250,000

Transfer to CIP Fund for Project PS-12- 2 year project	
Fiscal Year 2011-2012	\$1,240,000
Fiscal Year 2012-2013	\$1,630,000
Total Project	\$2,870,000

PROJECT NUMBER PS-12

PROJECT TITLE Fire Station 548

PROJECT DESCRIPTION Site designation, architectural design, and construction of Fire/Police Station. (10,000 Sq. Ft.)

PROJECT LOCATION Anthem Area

PROJECT BENEFITS Provide new facility or service capability. Conforms to adopted plans, goals, objectives and policies, improves quality of life in the community, has public support and Alleviates substandard conditions of deficiencies.

COMMENTS Build a 3-4 Bay Fire Station that would be able to serve as an administrative facility, as well as a Headquarters station for all department functions. This will replace the temporary fire station that is currently housed in a double-wide mobile home located at 2700 N. Constitution way.

PROJECT COST	FY 11/12	FY 12/13	FY 13/14	FY 14/15	FY 15/16	FY 16/17	FY 17/18	TOTAL
Planning/feasibility analysis								
Architectural/engineering fees	175,000							\$175,000
Real Estate Acquisition								\$0
Site Preparation	65,000							\$65,000
Construction	1,000,000	1,600,000						\$2,600,000
Furnishings & Equipment		30,000						\$30,000
Vehicles & Capital Equipment								
TOTAL PROJECT COST:	\$1,240,000	\$1,630,000	\$0	\$0	\$0	\$0	\$0	\$2,870,000

PROJECT FUNDING	FY 11/12	FY 12/13	FY 13/14	FY 14/15	FY 15/16	FY 16/17	FY 17/18	TOTAL
General Fund								\$0
Capital Project Fund	240,000	870,000						\$1,110,000
HURF								\$0
2% Construction Tax								\$0
Food Tax								\$0
Government Grants								\$0
Outside Finance								\$0
Private Sector								\$0
Developer Contributions								\$0
Water								\$0
Florence Sewer								\$0
N. Florence Sewer								\$0
Sanitation								\$0
Impact Fees (Fire)	1,000,000	760,000						\$1,760,000
Fund Balance Reserve								\$0
TOTAL PROJECT FUNDING	\$1,240,000	\$1,630,000	\$0	\$0	\$0	\$0	\$0	\$2,870,000

NOTE: This project was a duplicate of Project PS-05. Project has same costs as before; however, Construction costs all added together and not started until FY 07/08.

Project changes as of 3/12/07: Project has moved from FY 06/07 to FY 10/11 as start dates. The Engineering has increased from \$35,000 to \$265,000, Construction has increased from \$1.5 million in FY 07/08 to \$2.975 million in FY 11/12, and Equipment has decreased from \$300,000 in FY 07/08 to \$175,000 in FY 11/12. Funding for Engineering is still the General Fund, the impact fees have decreased to cover.

Project Changes as of 5/08/07: Project changed to a Permanent Facility. Project modified with 30% cost extraction from deleted project PS-06. New costs as follows: FY 10/11 Engineering \$325,000. & Land Acquisition \$500,000, FY 11/12 Construction \$4,265,000 and Equipment \$385,000. Funding still from Impact fees. Total cost of project increased from \$3,415,000 to \$5,475,000.

Project changes as of 07/08: Engineering to remain in FY 10/11; however, the rest of the project is being moved from FY 11/12 to FY 12/13. The Real Estate Acquisition of \$500,000. has been deleted, Construction costs have decreased from \$4.265 million to \$4.0 million; furnishings & equipment have increased from \$385,000. to \$460,000. Funding has changed as follows: Impact fees in FY 10/11 reduced from \$825,000. to \$325,000. Impact fees for FY 11/12 have been moved to FY 12/13 and

split as follows: Furnishing increased from \$385,000 to \$460,000 and moved to General Fund and \$4.5 million to Outside Finance.

Project changes as of 01/20/09: NONE

Project changes as of 01/20/10: NONE

*Project changes as of 12/31/10: Engineering from FY 10/11 of \$325K decreased to \$45,400 and moved to FY 11/12, Site Prep of \$65k moved from FY 12/13 and decreased from \$500K, Construction of \$4.0 million decreased to \$2.5 million and moved from FY 12/13 to FY 11/12 all funded by impact fees. Furnishings/Equipment for FY 12/13 decreased from \$460K to \$30K. General funding for FY 12/13 decreased from \$460K to \$30K. Remainder of project was to be paid out of Outside Finance and has been changed to Impact Fees. Total decrease of project is \$2,644,600. ** Project changes as of 03/25/11: Increased engineering/Architect fees from \$45.4k to \$175k, Total increase to line item \$129.6k. Total decrease of project from prior year is: \$2,515,000.

Changes as of 04/15/11: Decreased Construction for FY 11/12 from \$2.5 million to \$1 million, CIP funding source decreased from \$2.74 million to \$240k, added \$1 million to impact fees. Remaining \$1.5 million for construction moved to FY 12/13, funding split as follows: CIP \$770k, General fund decreased from \$30k to zero, and Impact fees added of \$760k. Changes as of 04/22/11: Added \$100k to construction for FY 12/13, designated for removal of Anthem temporary station, bays, and clean up of lot.

TOWN OF FLORENCE
Parks Development Impact Fees
Fund 510
Fiscal Year 2011-2012

Revenue Acct. No. / Account Description	Actual 2009-2010	Budgeted 2010-2011	Projected 2010-2011	Budget 2011-2012
Interest				
345682 Interest Earnings	8,231	9,000	7,000	8,000
Development Fees				
360684 Development Fees	136,071	171,400	64,275	85,700
Total	\$144,303	\$180,400	\$71,275	\$93,700

Expenditures Acct. No. / Account Description	Actual 2009-2010	Budgeted 2010-2011	Projected 2010-2011	Budget 2011-2012
Community Development				
506217 Professional Services	0	0	0	10,000
506501 Infrastructure	0	1,080,000	0	1,070,000
Total	\$0	\$1,080,000	\$0	\$1,080,000

New Growth for Parks Services

TOWN OF FLORENCE
Library Development Impact Fees
Fund 511
Fiscal Year 2011-2012

Revenue Acct. No. / Account Description	Actual 2009-2010	Budgeted 2010-2011	Projected 2010-2011	Budget 2011-2012
Interest				
345682 Interest Earnings	6,562	7,300	5,000	5,000
Development Fees				
360684 Development Fees	102,299	81,400	30,525	40,700
Total	\$108,861	\$88,700	\$35,525	\$45,700

Expenditures Acct. No. / Account Description	Actual 2009-2010	Budgeted 2010-2011	Projected 2010-2011	Budget 2011-2012
Community Development				
506217 Professional Services	0	0	0	10,000
506501 Infrastructure	0	88,700	0	794,000
Total	\$0	\$88,700	\$0	\$804,000

New Growth for Library Services

Debt Service

**North Florence
Special Improvement District
Fiscal Year 2011-2012**

Projected	
Fund Balance as of 06/30/10	\$225,267
Projected	
Revenue 2009-2010	
Special Assessments	
Principal	24,000
Late Payment Fees	300
Interest	20,000
Administration Fees	10,918
Total Revenue	55,218
Interest Income	600
Total Revenue	\$55,818

Budgeted	
Fund Balance as of 06/30/11	93,424
Budget	
Revenue 2010-2011	
Intergovernmental	
Principal	26,000
Late Payment Fees	300
Interest	18,000
Administration Fees	10,200
Total Revenue	54,500
Interest Income	1,000
Total Revenue	\$55,500

Projected Expenses	
Debt Service	
Principal	128,000
Interest	47,743
Escrow Fees	1,000
Transfer Out	10,918
Total Expenditures	\$187,661
Fund Balance Projected 6/30/11	\$93,424

Budgeted Expenses	
Debt Service	
Principal	37,000
Interest	38,617
Escrow Fees	1,000
Transfer Out	10,200
Total Expenditures	\$86,817
Fund Balance Projected 6/30/12	\$62,108

TOWN OF FLORENCE
UTILITY IMPROVEMENT DISTRICT #1 FUND - #541
Fiscal Year 2010-2011

Revenue Acct. No. / Account Description	Actual 2009-2010	Budgeted 2010-2011	Projected 2010-2011	Budget 2011-2012
315-701 Principal Income	24,271	45,000	24,000	26,000
315-702 Late Payment Fee	730	0	300	300
315-703 Interest on Assessment	72,722	50,000	20,000	18,000
315-777 Administration Fee	10,918	11,000	10,918	10,200
345-682 Interest Earnings	2,123	3,000	600	1,000
Total	\$110,764	\$109,000	\$55,818	\$55,500

Expenditures Acct. No. / Account Description	Actual 2009-2010	Budgeted 2010-2011	Projected 2010-2011	Budget 2011-2012
DEBT SERVICE (Dept. #596)				
601 Principal	45,000	45,000	128,000	37,000
602 Interest	55,348	49,644	47,743	38,617
604 Escrow Fees	2,428	1,000	1,000	1,000
621 Transfer Out	10,918	11,000	10,918	10,200
Total Debt Service	\$113,693	\$106,644	\$187,661	\$86,817

Reg Debt Service
Additional

**TOWN OF FLORENCE
DEBT SERVICE SCHEDULE
UTILITY IMPROVEMENT DISTRICT NO. 1 IMPROVEMENT BONDS
\$1,525,000 BOND ISSUE SERIES JANUARY 1994**

AS OF July 2005

Page 2 OF 2		Interest Calculation			Principal Amount	Total Fiscal Year
Due Date	Quantity	Coupon \$	Amount	Total		
07/01/2008	207	211.25	28,518.75			
01/01/2009	8 Bonds @ \$5,000				40,000.00	
01/01/2009	207	211.25	28,518.75			
Total Fiscal Year 2008/2009				57,037.50	40,000.00	97,037.50
07/01/2009	195	211.25	26,723.13			
01/01/2010	9 Bonds @ \$5,000				45,000.00	
01/01/2010	195	211.25	26,723.13			
Total Fiscal Year 2009/2010				53,446.26	45,000.00	98,446.26
07/01/2010	182	211.25	24,821.88		90,000.00	
01/01/2011	9 Bonds @ \$5,000				38,000.00	
01/01/2011	182	211.25	21,019.38			
Total Fiscal Year 2010/2011				45,841.26	128,000.00	173,841.26
07/01/2011	168	211.25	19,308.25			
01/01/2012	10 Bonds @ \$5,000				37,000.00	
01/01/2012	168	211.25	19,308.25			
Total Fiscal Year 2011/2012				38,616.50	37,000.00	75,616.50
07/01/2012	152	211.25	17,322.50			
01/01/2013	12 Bonds @ \$5,000				42,000.00	
01/01/2013	152	211.25	17,322.50			
Total Fiscal Year 2012/2013				34,645.00	42,000.00	76,645.00
07/01/2013	135	211.25	15,125.50			
01/01/2014	12 Bonds @ \$5,000				51,000.00	
01/01/2014	135	211.25	15,125.50			
Total Fiscal Year 2013/2014				30,251.00	51,000.00	81,251.00
07/01/2014	117	211.25	12,865.13			
01/01/2015	13 Bonds @ \$5,000				55,000.00	
01/01/2015	117	211.25	12,865.13			
Total Fiscal Year 2014/2015				25,730.26	55,000.00	80,730.26
07/01/2015	97	211.25	10,330.13			
01/01/2016	15 Bonds @ \$5,000				64,000.00	
01/01/2016	97	211.25	10,330.13			
Total Fiscal Year 2015/2016				20,660.26	64,000.00	84,660.26
07/01/2016	75	211.25	7,626.13			
01/01/2017	23 Bonds @ \$5,000				64,000.00	
01/01/2017	75	211.25	7,626.13			
Total Fiscal Year 2016/2017				15,252.26	64,000.00	79,252.26
07/01/2017	52	211.25	4,710.88			
01/01/2018	25 Bonds @ \$5,000				73,000.00	
01/01/2018	52	211.25	4,710.88			
Total Fiscal Year 2017/2018				9,421.76	73,000.00	82,421.76
07/01/2018	27	211.25	1,415.38			
01/01/2019	27 Bonds @ \$5,000				81,000.00	
01/01/2019	27	211.25	1,415.38			
Total Fiscal Year 2018/2019				2,830.76	81,000.00	83,830.76
Total				1,521,802.82	1,525,000.00	2,991,802.82

Denomination:	\$5,000	Escrow Agent::	
Interest Rate:	8.450%	Bank of New York Mellon	
Date of Maturity:	July 1, 2019	Corporate Trust	
Trust No. FIAZ		1225 W. Washington Street	
Funding Source: #41 - Utility Improvement District #1		Tempe, AZ 85281	
Debt Service Fund		Att: Gerry O'Malley	

Fiduciary Fund

**Town of Florence
Department Budget Summary
Fiscal Year 2011-2012**

Department: Fire	Fund	571
Fiduciary Fund		

Fiscal Summary

Activity	Actual 2009-2010	Budgeted 2010-2011	Projected 2010-2011	Budget 2011-2012
Fund Balance	261,985	264,893	264,893	288,193
Revenues	17,923	16,000	33,800	39,000
Expenditures	15,014	10,000	10,500	10,500
Ending Fund Balance	264,893	270,893	288,193	316,693

Program narrative:

The Fireman's Pension fund was established in the early 1990's to provide a retirement plan for on-call or part-time firefighters. Funding comes from employee contributions and fire insurance tax remitted by the state on an annual basis. Expenditures include fund withdrawals and fund costs. Employees may contribute up to 25% of their gross wages and the Town matches 5%.

TOWN OF FLORENCE
Fireman's Pension Fund #571
Fiscal Year 2011-2012

Revenue Acct. No. / Account Description	Actual 2009-2010	Budgeted 2010-2011	Projected 2010-2011	Budget 2011-2012
Revenue				
345-682 Interest Earnings	10,877	9,000	30,000	35,000
365-487 Fireman's Pension Cont.	7,046	7,000	3,800	4,000
Total	\$17,923	\$16,000	\$33,800	\$39,000

Expenditures Acct. No. / Account Description	Actual 2009-2010	Budgeted 2010-2011	Projected 2010-2011	Budget 2011-2012
Pension				
517-408 Other Miscellaneous	4,015	5,000	5,500	5,500
517-413 Firemen's Withdrawals	10,999	5,000	5,000	5,000
Total Expenditures	\$15,014	\$10,000	\$10,500	\$10,500

Community Facilities Districts

Merrill Ranch Community Facilities District No. 1

Merrill Ranch Community Facilities District No. 1
 Summary Schedule of Estimated Revenues and Expenditures/Expenses
 Fiscal Year 2012

FUND	ADOPTED BUDGETED EXPENDITURES/EXPENSES* 2011	ACTUAL EXPENDITURES/EXPENSES ** 2011	FUND BALANCE/NET ASSETS*** July 1, 2011**	PROPERTY TAX REVENUES 2012	ESTIMATED REVENUES OTHER THAN PROPERTY TAXES 2012	OTHER FINANCING 2012		INTERFUND TRANSFERS 2012		TOTAL FINANCIAL RESOURCES AVAILABLE 2012	BUDGETED EXPENDITURES/EXPENSES 2012
						SOURCES	<USES>	IN	<OUT>		
2. Special Revenue Funds	55,900	10,550	178,905	49,350 Secondary:	1,200			1,104		230,559	55,600
3. Debt Service Funds Available	733,372	637,131	1,598,270	534,620	259,336			55,650	1,104	2,446,772	652,872
4. Less: Designation for Future Debt Retirement											
5. Total Debt Service Funds	733,372	637,131	1,598,270	534,620	259,336			55,650	1,104	2,446,772	652,872
6. Capital Projects Funds	1,588,400	37,244	567,868		556,500				55,650	1,068,718	1,066,987
12. TOTAL ALL FUNDS	\$ 2,377,672	\$ 684,925	\$ 2,166,138	\$ 563,970	\$ 817,036	\$	\$	\$ 56,754	\$ 56,754	\$ 3,746,049	\$ 1,775,459

EXPENDITURE LIMITATION COMPARISON

	2011	2012
1. Budgeted expenditures/expenses	\$ 2,377,672	\$ 1,775,459
2. Add/subtract: estimated net reconciling items		
3. Budgeted expenditures/expenses adjusted for reconciling items	2,377,672	1,775,459
4. Less: estimated exclusions		
5. Amount subject to the expenditure limitation	\$ 2,377,672	\$ 1,775,459
6. EEC or voter-approved alternative expenditure limitation	\$	\$

The city/town does not levy property taxes and does not have special assessment districts for which property taxes are levied. Therefore, Schedule B has been omitted.

* Includes Expenditure/Expense Adjustments Approved in current year from Schedule E.

** Includes actual amounts as of the date the proposed budget was prepared, adjusted for estimated activity for the remainder of the fiscal year.

*** Amounts in this column represent Fund Balance/Net Asset amounts except for amounts invested in capital assets, net of related debt, and reserved/restricted amounts established as offsets to assets presented for informational purposes (i.e., prepaids, inventory, etc.).

Merrill Ranch Community Facilities District No. 1
Summary of Tax Levy and Tax Rate Information
Fiscal Year 2012

	2011	2012
1. Maximum allowable primary property tax levy. A.R.S. §42-17051(A)	\$ _____	\$ _____
2. Amount received from primary property taxation in the current year in excess of the sum of that year's maximum allowable primary property tax levy. A.R.S. §42-17102(A)(18)	\$ _____	
3. Property tax levy amounts		
A. Primary property taxes	\$ _____	\$ _____
B. Secondary property taxes	546,223	583,970
C. Total property tax levy amounts	\$ <u>546,223</u>	\$ <u>583,970</u>
4. Property taxes collected*		
A. Primary property taxes		
(1) Current year's levy	\$ _____	
(2) Prior years' levies	_____	
(3) Total primary property taxes	\$ _____	
B. Secondary property taxes		
(1) Current year's levy	\$ 535,000	
(2) Prior years' levies	7,000	
(3) Total secondary property taxes	\$ 542,000	
C. Total property taxes collected	\$ <u>542,000</u>	
5. Property tax rates		
A. City/Town tax rate		
(1) Primary property tax rate	_____	_____
(2) Secondary property tax rate	3.5500	3.5500
(3) Total city/town tax rate	<u>3.5500</u>	<u>3.5500</u>

B. Special assessment district tax rates

Secondary property tax rates - As of the date the proposed budget was prepared, the city/town was operating _____ special assessment districts for which secondary property taxes are levied. For information pertaining to these special assessment districts and their tax rates, please contact the city/town.

* Includes actual property taxes collected as of the date the proposed budget was prepared, plus estimated property tax collections for the remainder of the fiscal year.

Merrill Ranch Community Facilities District No. 1
Summary by Fund Type of Revenues Other Than Property Taxes
Fiscal Year 2012

<u>SOURCE OF REVENUES</u>	<u>ESTIMATED REVENUES 2011</u>	<u>ACTUAL REVENUES* 2011</u>	<u>ESTIMATED REVENUES 2012</u>
SPECIAL REVENUE FUNDS			
Merrill Ranch Community Facilities Dist. No.1-Adm.	\$ 500	\$ 1,100	\$ 1,200
_____	_____	_____	_____
_____	_____	_____	_____
	\$ 500	\$ 1,100	\$ 1,200
Total Special Revenue Funds	\$ 500	\$ 1,100	\$ 1,200
DEBT SERVICE FUNDS			
Merrill Ranch Community Facilities Dist. No.1	\$ 402,269	\$ 315,513	\$ 259,336
_____	_____	_____	_____
_____	_____	_____	_____
	\$ 402,269	\$ 315,513	\$ 259,336
Total Debt Service Funds	\$ 402,269	\$ 315,513	\$ 259,336
CAPITAL PROJECTS FUNDS			
Merrill Ranch Community Facilities Dist. No.1	\$ 1,876,000	\$ 291,100	\$ 556,500
_____	_____	_____	_____
_____	_____	_____	_____
	\$ 1,876,000	\$ 291,100	\$ 556,500
Total Capital Projects Funds	\$ 1,876,000	\$ 291,100	\$ 556,500
TOTAL ALL FUNDS	\$ 2,278,769	\$ 607,713	\$ 817,036

* Includes actual revenues recognized on the modified accrual or accrual basis as of the date the proposed budget was prepared, plus estimated revenues for the remainder of the fiscal year.

Merrill Ranch Community Facilities District No. 1
Summary by Fund Type of Other Financing Sources/<Uses> and Interfund Transfers
Fiscal Year 2012

FUND	OTHER FINANCING 2012		INTERFUND TRANSFERS 2012	
	SOURCES	<USES>	IN	<OUT>
ADMINISTRATION FUND				
Debt Service Fund	\$ _____	\$ _____	\$ 1,104	\$ _____
_____	_____	_____	_____	_____
_____	_____	_____	_____	_____
Total General Fund	\$ 0	\$ 0	\$ 1,104	\$ 0
DEBT SERVICE FUND				
CIP Fund	\$ _____	\$ _____	\$ 55,650	\$ _____
Admin Fund	_____	_____	_____	1,104
_____	_____	_____	_____	_____
Total Special Revenue Funds	\$ 0	\$ 0	\$ 55,650	\$ 1,104
DEBT SERVICE FUNDS				
CAPITAL PROJECTS FUNDS				
Debt Service Fund	\$ _____	\$ _____	\$ _____	\$ 55,650
_____	_____	_____	_____	_____
_____	_____	_____	_____	_____
Total Capital Projects Funds	\$ 0	\$ 0	\$ 0	\$ 55,650
_____	\$ _____	\$ _____	\$ _____	\$ _____
TOTAL ALL FUNDS	\$ 0	\$ 0	\$ 56,754	\$ 56,754

Merrill Ranch Community Facilities District No. 1
Summary by Department of Expenditures/Expenses Within Each Fund Type
Fiscal Year 2012

<u>FUND/DEPARTMENT</u>	<u>ADOPTED BUDGETED EXPENDITURES/ EXPENSES 2011</u>	<u>EXPENDITURE/ EXPENSE ADJUSTMENTS APPROVED 2011</u>	<u>ACTUAL EXPENDITURES/ EXPENSES* 2011</u>	<u>BUDGETED EXPENDITURES/ EXPENSES 2012</u>
SPECIAL REVENUE FUNDS				
Merrill Ranch CFD NO.1-Admin.	\$ 55,900	\$	\$ 10,550	\$ 55,600
Total Special Revenue Funds	\$ 55,900	\$	\$ 10,550	\$ 55,600
DEBT SERVICE FUNDS				
Merrill Ranch CFD NO.1	\$ 733,372	\$	\$ 637,131	\$ 652,872
Total Debt Service Funds	\$ 733,372	\$	\$ 637,131	\$ 652,872
CAPITAL PROJECTS FUNDS				
Merrill Ranch CFD NO.1	\$ 1,588,400	\$	\$ 37,244	\$ 1,066,987
Total Capital Projects Funds	\$ 1,588,400	\$	\$ 37,244	\$ 1,066,987
TOTAL ALL FUNDS	\$ 2,377,672	\$	\$ 684,925	\$ 1,775,459

* Includes actual expenditures/expenses recognized on the modified accrual or accrual basis as of the date the proposed budget was prepared, plus estimated expenditures/expenses for the remainder of the fiscal year.

**Merrill Ranch Community Facility District No. 1
CIP Fund 910
Fiscal Year 2011-2012**

Projected	
Fund Balance as of 06/30/10	\$340,467
Projected	
Revenue 2010-2011	
345-682 Interest Earnings	600
389-690 Proceeds from Bond Sales	290,500
	0
	0
Total Revenue	291,100
Interest Income	0
Total Revenue	\$291,100

Budgeted	
Fund Balance as of 06/30/11	567,868
Projected	
Revenue 2011-2012	
345-682 Interest Earnings	0
389-690 Proceeds from Bond Sales	556,500
	0
	0
Total Revenue	556,500
Interest Income	0
Total Revenue	\$556,500

Projected Expenses	
506205 Legal Publications	0
506-217 Professional Services	37,244
506-314 Other	0
506-507 Infrastructure Improvements	0
597-621 Transfer Out	26,455
Total Expenditures	\$63,699
Fund Balance Projected 6/30/11	\$567,868

Projected Expenses	
506-205 Legal Publications	0
506-217 Professional Services	75,000
506-314 Other	0
506-507 Infrastructure Improvements	991,987
597-621 Transfer Out	55,650
Total Expenditures	\$1,122,637
Fund Balance Projected 6/30/12	\$1,731

Merrill Ranch Community Facility District No. 1
CIP Fund 910
Fiscal Year 2011-2012

Revenue Acct. No. / Account Description	Actual 2009-2010	Budgeted 2010-2011	Projected 2010-2011	Budget 2011-2012
345-682 Interest Earnings		0	600	0
389-690 Proceeds from Bond Sales		1,876,000	290,500	556,500
	0			
	0	0		
	0			
Total	\$0	\$1,876,000	\$291,100	\$556,500

Expenditures Acct. No. / Account Description	Actual 2009-2010	Budgeted 2010-2011	Projected 2010-2011	Budget 2011-2012
506-205 Legal Publications			0	
506-217 Professional Services		100,000	37,244	75,000
506-314 Other				
506-507 Infrastructure Improvements		1,588,400		991,987
597-621 Transfer Out		187,600	26,455	55,650
Total	\$0	\$1,876,000	\$63,699	\$1,122,637

Unit 17B - 58 lots @ \$3500.	\$203,000
Unit 18 - 101 lots @ \$3500	\$353,500
	<u>\$556,500</u>

Infrastructure	
GO Issue 2008A	\$339,328
Unit 17A	\$226,810
Unit 17 B Unit 18	\$425,850
	<u>\$991,987</u>

**Merrill Ranch Community Facilities District No. 1
Debt Service Fund 911
Fiscal Year 2011-2012**

Projected	
Fund Balance as of 06/30/10	\$1,419,825
Projected	
Revenue 2010-2011	
Ad Valorem Taxes	500,063
Special Assessments	
2006 Issue	238,283
Unit 54	53,068
Units 17A	16,662
Units 17B	0
Unit 18	0
Total Revenue	308,013
Transfer In	0
Interest Income	7,500
Total Revenue	\$815,576

Budgeted	
Fund Balance as of 06/30/11	1,598,270
Projected	
Revenue 2011-2012	
Ad Valorem Taxes	534,620
Special Assessments	
2006 Issue	182,211
Unit 54	39,855
Units 17A	29,270
Units 17B	0
Unit 18	0
Total Revenue	251,336
Transfer In	55,650
Interest Income	8,000
Total Revenue	\$849,606

Projected Expenses	
Professional Services	27,051
Operating Transfers Out	0
Debt Service	
General Obligation Bonds	382,490
CFD Area 1	186,496
CFD Area 2-Unit 54	41,094
CFD Area 3-Unit 17A	0
CFD Area 4-Unit 17B	0
CFD Area 5-Unit 18	0
Total Expenditures	\$637,131
Fund Balance Projected 6/30/11	\$1,598,270

Projected Expenses	
Professional Services	26,028
Operating Transfers Out	1,104
Debt Service	
General Obligation Bonds	382,840
CFD Area 1	183,651
CFD Area 2-Unit 54	36,208
CFD Area 3-Unit 17A	24,145
CFD Area 4-Unit 17B	0
CFD Area 5-Unit 18	0
Total Expenditures	\$653,976
Fund Balance Projected 6/30/12	\$1,793,900

**Merrill Ranch Community Facilities District No. 1
Debt Service Fund 911
Fiscal Year 2011-2012**

Projected	
Fund Balance as of 06/30/10	\$1,419,825
Projected	
Revenue 2010-2011	
Ad Valorem Taxes	495,840
Special Assessments	
2006 Issue	238,283
Unit 54	53,068
Units 17A	16,662
Units 17B	0
Unit 18	0
Total Revenue	308,013
Transfer In	0
Interest Income	7,500
Total Revenue	\$811,353

Budgeted	
Fund Balance as of 06/30/11	1,594,047
Projected	
Revenue 2011-2012	
Ad Valorem Taxes	534,620
Special Assessments	
2006 Issue	182,211
Unit 54	39,855
Units 17A	29,270
Units 17B	0
Unit 18	0
Total Revenue	251,336
Transfer In	55,650
Interest Income	8,000
Total Revenue	\$849,606

Projected Expenses	
Professional Services	27,051
Operating Transfers Out	0
Debt Service	
General Obligation Bonds	382,490
CFD Area 1	186,496
CFD Area 2-Unit 54	41,094
CFD Area 3-Unit 17A	0
CFD Area 4-Unit 17B	0
CFD Area 5-Unit 18	0
Total Expenditures	\$637,131
Fund Balance Projected 6/30/11	\$1,594,047

Projected Expenses	
Professional Services	26,028
Operating Transfers Out	1,104
Debt Service	
General Obligation Bonds	382,840
CFD Area 1	183,651
CFD Area 2-Unit 54	36,208
CFD Area 3-Unit 17A	24,145
CFD Area 4-Unit 17B	0
CFD Area 5-Unit 18	0
Total Expenditures	\$653,976
Fund Balance Projected 6/30/12	\$1,789,677

**Merrill Ranch Community Facilities District No. 1
Debt Service Fund 911
Fiscal Year 2011-2012**

Revenue Acct. No. / Account Description	Actual 2009-2010	Budgeted 2010-2011	Projected 2010-2011	Budget 2011-2012
Taxes				
310-122 Ad Valorem Levy	618,944	500,063	495,840	534,620
Special Assessments-2006 Issue				
315-701 Principal Income	186,863	59,091	108,919	61,050
315-702 Late Payment Fee	594	0	693	0
315-703 Interest on Assessment	111,685	110,022	105,871	100,285
315-777 Administration Fee	21,913	21,760	22,800	20,876
2006 Issue Totals	321,056	190,873	238,283	182,211
Unit 54				
316-701 Principal Income	17,500	4,600	19,949	5,020
316-702 Late Payment Fee	0	31,815	0	0
316-703 Interest on Assessment	24,706	0	30,279	31,401
316-777 Administration Fee	1,666	8,256	2,840	3,434
Unit 54 Totals	43,872	44,671	53,068	39,855
Units 17A				
317-701 Principal Income	0	4,963	0	4,660
317-702 Late Payment Fee	0	0	0	0
317-703 Interest on Assessment	0	81,370	15,251	21,788
317-777 Administration Fee	0	8,840	1,411	2,822
Unit 17A Totals	0	95,173	16,662	29,270
Unit 17B				
318-701 Principal Income	0	0	0	0
318-702 Late Payment Fee	0	0	0	0
318-703 Interest on Assessment	0	64,860	0	0
318-777 Administration Fee	0	4,692	0	0
Unit 17B Totals	0	69,552	0	0
Unit 18				
319-701 Principal Income	0	0	0	0
319-702 Late Payment Fee	0	0	0	0
319-703 Interest on Assessment	0	64,860	0	0
319-777 Administration Fee	0	4,692	0	0
Unit 18 Totals	0	69,552	0	0
355-686 Transfer In	0	187,600		55,650
345-682 Interest Earnings	9,122	2,000	7,500	8,000
Total	\$9,122	\$189,600	\$7,500	\$63,650
Total All Revenues	\$992,994	\$1,159,484	\$811,353	\$849,606

Expenditures Acct. No. / Account Description	Actual 2009-2010	Budgeted 2010-2011	Projected 2010-2011	Budget 2011-2012
506-217 Professional Service	23,579	35,292	27,051	26,028
Operating Transfers Out				
911-597-621	0	0	0	1,104
911597622-CFD 10				
911597623-Unit 54				
911597624-Unit 17A				
911597625-Unit 17B				
911597626-Unit 18				
Total All Transfers Out	0	0	0	1,104
DEBT SERVICE-General Obligation Bonds				
601 Principal	105,000	75,000	75,000	80,000
602 Interest	312,890	307,490	307,490	302,840
604 Escrow Fees	0	0	0	0
Total Debt Service	\$417,890	\$382,490	\$382,490	\$382,840
DEBT SERVICE-Area 1				
601 Principal	135,000	65,000	65,000	65,000
602 Interest	119,509	244,690	121,496	118,651
604 Escrow Fees	0	6,000	0	0
Total Debt Service	\$254,509	\$315,690	\$186,496	\$183,651
DEBT SERVICE-Area 2-Unit 54				
601 Principal		0	0	4,600
602 Interest	0	0	41,094	31,608
604 Escrow Fees		0	0	0
Total Debt Service	\$0	\$0	\$41,094	\$36,208
DEBT SERVICE-Area 3-Unit 17A				
601 Principal		0	0	0
602 Interest		0	0	24,145
604 Escrow Fees		0	0	0
Total Debt Service	\$0	\$0	\$0	\$24,145
DEBT SERVICE-Area 4-Unit 17B				
601 Principal		0	0	0
602 Interest		0	0	0
604 Escrow Fees		0	0	0
Total Debt Service	\$0	\$0	\$0	\$0
DEBT SERVICE-Area 5-Unit 18				
601 Principal		0	0	0
602 Interest		0	0	0
604 Escrow Fees		0	0	0
Total Debt Service	\$0	\$0	\$0	\$0
Total Expense	\$695,978	\$733,472	\$637,131	\$653,976

**Merrill Ranch Community Facility District No. 1
Administration Fund 957
Fiscal Year 2011-2012**

Projected	
Fund Balance as of 06/30/10	\$142,195
Projected	
Revenue 2010-2011	
310-122 Ad Valorem Levy	46,160
335-800 Deposit	0
345-682 Interest Earnings	1,100
Total Revenue	\$47,260
Projected Expenses	
506205 Legal Publications	550
506-217 Professional Services	10,000
506-314 Other	0
Total Expenditures	\$10,550
Fund Balance Projected 6/30/11	\$178,905

Budgeted	
Fund Balance as of 06/30/11	178,905
Projected	
Revenue 2011-2012	
310-122 Ad Valorem Levy	49,350
335-800 Deposit	0
345-682 Interest Earnings	1,200
Total Revenue	\$50,550

Projected Expenses	
506-205 Legal Publications	600
506-217 Professional Services	55,000
506-314 Other	0
Total Expenditures	\$55,600
Fund Balance Projected 6/30/12	\$173,855

**Merrill Ranch Community Facility District No. 1
Administration Fund 957
Fiscal Year 2011-2012**

Revenue Acct. No. / Account Description	Actual 2009-2010	Budgeted 2010-2011	Projected 2010-2011	Budget 2011-2012
310-122 Ad Valorem Levy	57,133	46,160	46,160	49,350
335-800 Deposit				0
345-682 Interest Earnings	0	500	1,100	1,200
355-686 Transfer In	0	0	606	1,104
Total	\$57,133	\$46,660	\$47,866	\$51,654

Expenditures Acct. No. / Account Description	Actual 2009-2010	Budgeted 2010-2011	Projected 2010-2011	Budget 2011-2012
506-205 Legal Publications	546	900	550	600
506-217 Professional Services	10,067	55,000	10,000	55,000
506-314 Other	67	0	0	0
Total	\$10,679	\$55,900	\$10,550	\$55,600

Transfer In to reimburse for Pinal County Fee

Unit 54	606
Unit 17A	498
	<u>\$1,104</u>

Merrill Ranch Community Facilities District No. 2

Merrill Ranch Community Facilities District No. 2
 Summary Schedule of Estimated Revenues and Expenditures/Expenses
 Fiscal Year 2012

FUND	ADOPTED BUDGETED EXPENDITURES/EXPENSES* 2011	ACTUAL EXPENDITURES/EXPENSES** 2011	FUND BALANCE/NET ASSETS*** July 1, 2011**	PROPERTY TAX REVENUES 2012	ESTIMATED REVENUES OTHER THAN PROPERTY TAXES 2012	OTHER FINANCING 2012		INTERFUND TRANSFERS 2012		TOTAL FINANCIAL RESOURCES AVAILABLE 2012	BUDGETED EXPENDITURES/EXPENSES 2012
						SOURCES	<USES>	IN	<OUT>		
2. Special Revenue Funds	60,900	20,500	107,377	Secondary: 32,006	2,270					141,653	60,500
3. Debt Service Funds Available	617,276	329,561	1,629,024	346,736	314,861					2,290,621	942,733
4. Less: Designation for Future Debt Retirement											
5. Total Debt Service Funds	617,276	329,561	1,629,024	346,736	314,861					2,290,621	942,733
6. Capital Projects Funds	3,758,004	3,560,654	148,736							148,736	148,589
12. TOTAL ALL FUNDS	\$ 4,436,180	\$ 3,910,715	\$ 1,885,137	\$ 378,742	\$ 317,131	\$	\$	\$	\$	\$ 2,581,010	\$ 1,151,822

EXPENDITURE LIMITATION COMPARISON

	2011	2012
1. Budgeted expenditures/expenses	\$ 4,436,180	\$ 1,151,822
2. Add/subtract: estimated net reconciling items		
3. Budgeted expenditures/expenses adjusted for reconciling items	4,436,180	1,151,822
4. Less: estimated exclusions		
5. Amount subject to the expenditure limitation	\$ 4,436,180	\$ 1,151,822
6. EEC or voter-approved alternative expenditure limitation	\$	\$

The city/town does not levy property taxes and does not have special assessment districts for which property taxes are levied. Therefore, Schedule B has been omitted.

* Includes Expenditure/Expense Adjustments Approved in current year from Schedule E.

** Includes actual amounts as of the date the proposed budget was prepared, adjusted for estimated activity for the remainder of the fiscal year.

*** Amounts in this column represent Fund Balance/Net Asset amounts except for amounts invested in capital assets, net of related debt, and reserved/restricted amounts established as offsets to assets presented for informational purposes (i.e., prepaids, inventory, etc.).

Merrill Ranch Community Facilities District No. 2
Summary of Tax Levy and Tax Rate Information
Fiscal Year 2012

	2011	2012
1. Maximum allowable primary property tax levy. A.R.S. §42-17051(A)	\$ _____	\$ _____
2. Amount received from primary property taxation in the current year in excess of the sum of that year's maximum allowable primary property tax levy. A.R.S. §42-17102(A)(18)	\$ _____	
3. Property tax levy amounts		
A. Primary property taxes	\$ _____	\$ _____
B. Secondary property taxes	324,123	378,742
C. Total property tax levy amounts	\$ 324,123	\$ 378,742
4. Property taxes collected*		
A. Primary property taxes		
(1) Current year's levy	\$ _____	
(2) Prior years' levies	_____	
(3) Total primary property taxes	\$ _____	
B. Secondary property taxes		
(1) Current year's levy	\$ 318,484	
(2) Prior years' levies	6,800	
(3) Total secondary property taxes	\$ 325,284	
C. Total property taxes collected	\$ 325,284	
5. Property tax rates		
A. City/Town tax rate		
(1) Primary property tax rate	_____	_____
(2) Secondary property tax rate	3.5500	3.5500
(3) Total city/town tax rate	3.5500	3.5500

B. Special assessment district tax rates
 Secondary property tax rates - As of the date the proposed budget was prepared, the city/town was operating _____ special assessment districts for which secondary property taxes are levied. For information pertaining to these special assessment districts and their tax rates, please contact the city/town.

* Includes actual property taxes collected as of the date the proposed budget was prepared, plus estimated property tax collections for the remainder of the fiscal year.

Merrill Ranch Community Facilities District No. 2
Summary by Fund Type of Revenues Other Than Property Taxes
Fiscal Year 2012

SOURCE OF REVENUES	ESTIMATED REVENUES 2011	ACTUAL REVENUES* 2011	ESTIMATED REVENUES 2012
SPECIAL REVENUE FUNDS			
Merrill Ranch Community Facilities Dist. No.2-Adm.	\$ _____	\$ 18,319	\$ 2,270
_____	_____	_____	_____
_____	_____	_____	_____
_____	\$ _____	\$ 18,319	\$ 2,270
Total Special Revenue Funds	\$ _____	\$ 18,319	\$ 2,270
DEBT SERVICE FUNDS			
Merrill Ranch Community Facilities Dist. No.2	\$ 322,256	\$ 376,911	\$ 314,861
_____	_____	_____	_____
_____	_____	_____	_____
_____	\$ 322,256	\$ 376,911	\$ 314,861
Total Debt Service Funds	\$ 322,256	\$ 376,911	\$ 314,861
CAPITAL PROJECTS FUNDS			
Merrill Ranch Community Facilities Dist. No.2	\$ 3,538,000	\$ 3,560,800	\$ _____
_____	_____	_____	_____
_____	_____	_____	_____
_____	\$ 3,538,000	\$ 3,560,800	\$ _____
Total Capital Projects Funds	\$ 3,538,000	\$ 3,560,800	\$ _____
TOTAL ALL FUNDS	\$ 3,860,256	\$ 3,956,030	\$ 317,131

* Includes actual revenues recognized on the modified accrual or accrual basis as of the date the proposed budget was prepared, plus estimated revenues for the remainder of the fiscal year.

Merrill Ranch Community Facilities District No. 2
Summary by Fund Type of Other Financing Sources/<Uses> and Interfund Transfers
Fiscal Year 2012

FUND	OTHER FINANCING 2012		INTERFUND TRANSFERS 2012	
	SOURCES	<USES>	IN	<OUT>
ADMINISTRATION FUND	\$ _____	\$ _____	\$ _____	\$ _____
_____	_____	_____	_____	_____
_____	_____	_____	_____	_____
_____	_____	_____	_____	_____
Total General Fund	\$ 0	\$ 0	\$ 0	\$ 0
DEBT SERVICE FUND	\$ _____	\$ _____	\$ _____	\$ _____
_____	_____	_____	_____	_____
_____	_____	_____	_____	_____
_____	_____	_____	_____	_____
Total Special Revenue Funds	\$ 0	\$ 0	\$ 0	\$ 0
DEBT SERVICE FUNDS				
CAPITAL PROJECTS FUNDS	\$ _____	\$ _____	\$ _____	\$ _____
_____	_____	_____	_____	_____
_____	_____	_____	_____	_____
_____	_____	_____	_____	_____
Total Capital Projects Funds	\$ 0	\$ 0	\$ 0	\$ 0
_____	_____	_____	_____	_____
TOTAL ALL FUNDS	\$ 0	\$ 0	\$ 0	\$ 0

Merrill Ranch Community Facilities District No. 2
Summary by Department of Expenditures/Expenses Within Each Fund Type
Fiscal Year 2012

<u>FUND/DEPARTMENT</u>	<u>ADOPTED BUDGETED EXPENDITURES/ EXPENSES 2011</u>	<u>EXPENDITURE/ EXPENSE ADJUSTMENTS APPROVED 2011</u>	<u>ACTUAL EXPENDITURES/ EXPENSES* 2011</u>	<u>BUDGETED EXPENDITURES/ EXPENSES 2012</u>
SPECIAL REVENUE FUNDS				
Merrill Ranch CFD NO.2-Admin.	\$ 60,900	\$	\$ 20,500	\$ 60,500
Total Special Revenue Funds	\$ 60,900	\$	\$ 20,500	\$ 60,500
DEBT SERVICE FUNDS				
Merrill Ranch CFD NO.2	\$ 617,276	\$	\$ 329,561	\$ 942,733
Total Debt Service Funds	\$ 617,276	\$	\$ 329,561	\$ 942,733
CAPITAL PROJECTS FUNDS				
Merrill Ranch CFD NO.2	\$ 3,758,004	\$	\$ 3,560,654	\$ 148,589
Total Capital Projects Funds	\$ 3,758,004	\$	\$ 3,560,654	\$ 148,589
TOTAL ALL FUNDS	\$ 4,436,180	\$	\$ 3,910,715	\$ 1,151,822

* Includes actual expenditures/expenses recognized on the modified accrual or accrual basis as of the date the proposed budget was prepared, plus estimated expenditures/expenses for the remainder of the fiscal year.

**Merrill Ranch Community Facility District No. 2
CIP Fund 920
Fiscal Year 2011-2012**

Projected	
Fund Balance as of 06/30/10	\$148,590
Projected	
Revenue 2010-2011	
Interest Earnings	800
Proceeds from Bond Sales- Assessments	0
Proceeds from Bond Sales-GO	3,560,000
Total Revenue	3,560,800
Operating Transfer In	0
Total Revenue	\$3,560,800

Budgeted	
Fund Balance as of 06/30/11	\$ 148,736
Projected	
Revenue 2011-2012	
Interest Earnings	0
Proceeds from Bond Sales- Assessments	0
Proceeds from Bond Sales-GO	0
Total Revenue	0
Operating Transfer In	0
Total Revenue	\$0

Projected Expenses	
506- 29	0
507-Unit 40	0
508-Unit 20	0
General Obligation Bonds	3,560,654
Operating Transfers Out	0
Total Expenditures	\$3,560,654
Fund Balance Projected 6/30/11	\$148,736

Projected Expenses	
506- 29	0
507-Unit 40	0
508-Unit 20	148,589
General Obligation Bonds	0
Operating Transfers Out	0
Total Expenditures	\$148,589
Fund Balance Projected 6/30/12	\$147

Merrill Ranch Community Facility District No. 2
CIP Fund 920
Fiscal Year 2011-2012

Revenue Acct. No. / Account Description	Actual 2009-2010	Budgeted 2010-2011	Projected 2010-2011	Budget 2011-2012
345-682 Interest Earnings	50	0	800	0
389-690 Proceeds from Bond Sales- Assessments	1,032,500	238,000		
389-690 Proceeds from Bond Sales-GO		3,300,000	3,560,000	0
355-686 Operating Transfer In	1,500	0	0	0
Total	\$1,034,050	\$3,538,000	\$3,560,800	\$0

Expenditures Acct. No. / Account Description	Actual 2009-2010	Budgeted 2010-2011	Projected 2010-2011	Budget 2011-2012
506- Unit 29				
506-205 Legal Publications	0	0	0	0
506-217 Professional Services	38,316		0	
506-314 Other				
506-507 Infrastructure Improvements	249,708	422,573		
Total Unit 29 & 40	288,024	422,573	0	0
506- Unit 40				
506-205 Legal Publications	0	0	0	0
506-217 Professional Services	2,165		0	0
506-314 Other				
506-507 Infrastructure Improvements	420,525	422,573	0	0
Total Unit 29 & 40	422,690	422,573	0	0
507-Unit 20				
507-217 Professional Services	0	0		
507-507 Infrastructure Improvements	0	151,231		148,589
Total Unit 20	0	151,231	0	148,589
2010 GO Issue				
501-217 Professional Services		150,000	312,441	0
501-507 Infrastructure Improvements		2,820,000	3,248,213	0
Total 2010 GO	0	2,970,000	3,560,654	0
597-621 Transfer Out	105,956	353,800	0	0
Total Debt Service	\$393,980	\$3,897,604	\$3,560,654	\$148,589

**Merrill Ranch Community Facilities District No. 2
Debt Service Fund 921
Fiscal Year 2011-2012**

Projected

Fund Balance as of 06/30/10	\$1,284,941
Projected	
Revenue 2010-2011	
Ad Valorem Taxes	287,994
Special Assessments	
2006 Issue-Area 1	253,184
Unit 29	33,934
Units 40	59,582
Unit 20	24,211
Total Special Assessment	370,911
Interest Income	6,000
Operating Transfer In	0
Total Revenue	\$664,905

Budgeted

Fund Balance as of 06/30/11	1,620,285
Projected	
Revenue 2011-2012	
Ad Valorem Taxes	346,736
Special Assessments	
2006 Issue	194,596
Unit 29	33,931
Units 40	59,577
Unit 20	20,757
Total Special Assessment	308,861
Interest Income	6,000
Operating Transfer In	0
Total Revenue	\$661,597

Projected Expenses

Professional Services	33,595
Debt Service	
2006 Area 1 Assessments	186,164
Unit 29 Assessments	34,715
Unit 40 Assessments	61,715
Unit 20 Assessments	13,373
General Obligation 2010	0
Total Expenditures	\$329,561
Fund Balance Projected 6/30/11	\$1,620,285

Projected Expenses

Professional Services	32,096
Debt Service	
2006 Area 1 Assessments	188,070
Unit 29 Assessments	30,589
Unit 40 Assessments	54,380
Unit 20 Assessments	16,694
General Obligation 2010	620,904
Total Expenditures	\$942,733
Fund Balance Projected 6/30/12	\$1,339,149

Merrill Ranch Community Facilities District No. 2
Debt Service Fund 921
Fiscal Year 2011-2012

Revenue Acct. No. / Account Description	Actual 2009-2010	Budgeted 2010-2011	Projected 2010-2011	Budget 2011-2012
Taxes				
310-122 Ad Valorem Levy	409,048	296,733	287,994	346,736
Special Assessments-2006 Issue				
315-701 Principal Income	148,044	62,698	70,904	66,678
315-702 Late Payment Fee	875	0	1,006	0
315-703 Interest on Assessment	113,217	211,448	157,709	105,852
315-777 Administration Fee	22,322	33,110	23,565	22,066
2006 Issue Total	284,458	307,256	253,184	194,596
Special Assessments-Unit 29				
316-701 Principal Income	0	3,920	3,920	4,270
316-702 Late Payment Fee	0	0	0	0
316-703 Interest on Assessment	21,447	27,090	27,090	26,737
316-777 Administration Fee	1,462	2,924	2,924	2,924
Units 29 & 40 Total	22,909	33,934	33,934	33,931
Special Assessments-Unit 40				
317-701 Principal Income	0	10,793	6,883	7,497
317-702 Late Payment Fee	0	0	0	0
317-703 Interest on Assessment	37,565	47,565	47,565	46,946
317-777 Administration Fee	2,567	5,332	5,134	5,134
Units 29 & 40 Total	40,132	63,690	59,582	59,577
Special Assessments-Unit 20				
318-701 Principal Income	0	1,000	1,000	3,130
318-702 Late Payment Fee	0	0	0	0
318-703 Interest on Assessment	0	21,239	21,239	15,655
318-777 Administration Fee	0	1,972	1,972	1,972
Unit 20 Total	0	24,211	24,211	20,757
345-682 Interest Earnings	7,619	6,000	6,000	6,000
355-686 Operating Transfer In	105,956	353,800	0	0
Total	\$870,121	\$1,085,624	\$664,905	\$661,597

Expenditures Acct. No. / Account Description	Actual 2009-2010	Budgeted 2010-2011	Projected 2010-2011	Budget 2011-2012
506-217 Professional Service	26,351	33,110	33,595	32,096
DEBT SERVICE Assessment Area 1				
591-601 Principal		0	64,000	69,000
591-602 Interest		0	122,164	119,070
591-604 Escrow Fees		0	0	0
591-621 Transfer Out			0	0
Total Debt Service	\$0	\$0	\$186,164	\$188,070
DEBT SERVICE Area 2-Unit 29				
592-601 Principal		0	0	3,888
592-602 Interest		0	34,715	26,701
592-604 Escrow Fees		0	0	0
592-621 Transfer Out				
Total Debt Service	\$0	\$0	\$34,715	\$30,589
DEBT SERVICE Area 3-Unit 40				
593-601 Principal		0	0	6,912
593-602 Interest		0	61,715	47,468
593-604 Escrow Fees		0	0	0
593-621 Transfer Out			0	0
Total Debt Service	\$0	\$0	\$61,715	\$54,380
DEBT SERVICE Area 4-Unit 20				
594-601 Principal		0	0	1,000
594-602 Interest		0	13,373	15,694
594-604 Escrow Fees		0	0	0
594-621 Transfer Out			0	0
Total Debt Service	\$0	\$0	\$13,373	\$16,694
DEBT SERVICE-GO Bond Series 2010				
599-601 Principal		0	0	425,000
599-602 Interest		0	0	195,904
599-604 Escrow Fees		0	0	0
597-621 Transfer Out	0	0	0	0
Total Debt Service	\$0	\$0	\$0	\$620,904
Total Expenditures	\$26,351	\$33,110	\$329,561	\$942,733

**Merrill Ranch Community Facility District No. 2
Administration Fund 958
Fiscal Year 2011-2012**

Projected	
Fund Balance as of 06/30/10	\$72,268
Projected	
Revenue 2010-2011	
310-122 Ad Valorem Levy	37,290
345-682 Interest Earnings	500
355-686 Transfer In	1,422
355-698 Miscellaneous Revenue	16,397
355-800 Deposit	0
Total Revenue	\$55,609
Projected Expenses	
506205 Legal Publications	500
506-217 Professional Services	20,000
506-314 Other	0
Total Expenditures	\$20,500
Fund Balance Projected 6/30/11	\$107,377

Budgeted	
Fund Balance as of 06/30/11	107,377
Projected	
Revenue 2011-2012	
310-122 Ad Valorem Levy	32,006
345-682 Interest Earnings	500
355-686 Transfer In	1,770
355-698 Miscellaneous Revenue	0
355-800 Deposit	0
Total Revenue	\$34,276
Projected Expenses	
506-205 Legal Publications	500
506-217 Professional Services	60,000
506-314 Other	0
Total Expenditures	\$60,500
Fund Balance Projected 6/30/12	\$81,153

**Merrill Ranch Community Facility District No. 2
Administration Fund 958
Fiscal Year 2011-2012**

Revenue Acct. No. / Account Description	Actual 2009-2010	Budgeted 2010-2011	Projected 2010-2011	Budget 2011-2012
310-122 Ad Valorem Levy	37,758	37,290	37,290	32,006
345-682 Interest Earnings	598	500	500	500
355-686 Transfer In	0	0	1,422	1,770
355-698 Miscellaneous Revenue	0	0	16,397	0
355-800 Deposit		25,000	0	0
Total	\$38,356	\$62,790	\$55,609	\$34,276

Expenditures Acct. No. / Account Description	Actual 2009-2010	Budgeted 2010-2011	Projected 2010-2011	Budget 2011-2012
506-205 Legal Publications	546	900	500	500
506-217 Professional Services	14,472	60,000	20,000	60,000
506-314 Other	71	0	0	0
Total	\$15,088	\$60,900	\$20,500	\$60,500

Transfer In to reimburse Admin Fund for Pinal County Fees	2010-2011	2011-2012
Unit 29	516	516
Unit 40	906	906
Unit 20		348
Total All	\$1,422	\$1,770